

PLANTING SCHEDULES

ORNAMENTAL PLANTING SCHEDULE

Shrub	Nr	Name	Ht in cm	Pot(L)	Density
	51	Berberis thunbergii 'Atropurpurea Nana'	30-40cm	5-7.5L	6.00
	20	Ceanothus thyrsiflorus 'Repens'	40-60cm(D)	5-7.5L	4.00
	15	Choisya ternata 'Sundance'	40-60cm	5-7.5L	4.00
	33	Cornus sanguinea 'Mid-Winter Fire'	40-60cm	5-7.5L	3.00
	23	Escallonia 'Apple Blossom'	60-80cm	5-7.5L	4.00
	22	Euonymus fortunei 'Emerald 'n' Gold'	30-40cm(D)	5-7.5L	4.00
	36	Hebe 'Red Edge'	30-40cm(D)	5-7.5L	5.00
	34	Lonicera nitida 'Baggesen's Gold'	40-60cm	5-7.5L	4.00
	28	Photinia x fraserii 'Red Robin'	40-60cm	5-7.5L	3.00
	23	Skimmia japonica 'Rubella'	40-60cm	5-7.5L	4.00
	42	Viburnum davidii	30-40cm	5-7.5L	4.00
	17	Viburnum tinus 'Eve Price'	40-60cm	5-7.5L	3.00

All shrub material shall be first quality, sturdy, well rooted non-refridgerated stock with well branched heads and fibrous root systems. Shrubs shall be planted into 450mm good quality fibrous topsoil incorporating organic compost and slow release fertiliser in accordance with all good horticultural practice.

All plant material shall be a minimum of 3L pot size unless otherwise specified and conform to BS3936 Part 1 and BS 4428. Finished beds shall be lightly forked over and dressed with 50mm coarse forest bark mulch.

TREE SCHEDULE

SPECIES	NUMBERS REQUIRED	
	Ht in m	Girth in cm
Acer campestre 'Elsrijk' (Ace)	3.0-3.5	12-14
Betula utilis var Jacquemontii (Buj)	-	1
Sorbus aucuparia (Sau)	-	1

All trees to have clear stems to 1.8m above ground level with well developed branching heads with a single, central leader and healthy, fibrous root systems.

Trees shall be planted into pits of an appropriate size to accommodate the root system without restriction, backfilled with a 3:1 topsoil:compost mix and shall be secured to a machine rounded stake using 1 no. tree tie with rubber spacer. Finished height of stake shall not exceed 1/3 height of staked tree above ground.

Foundation design of new buildings shall accommodate proposed tree planting in accordance with NHBC guidelines.

GRASS SEEDING

LOW MAINTENANCE GRASS MIX

100mm depth of topsoil complying with BS3882 to be spread to area. Pre-seed fertiliser to be applied at 50gm/m². Soil to be cultivated using a disc harrow or rotovator, to 50mm depth then further cultivated and rolled to produce a firm seed bed.

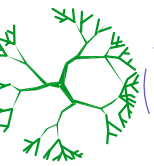
Low maintenance grass seed mix such as Germinal Seeds A22 mix to be sown at 35gm/m².




KEY



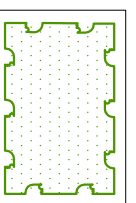
Existing trees, hedges and vegetation to be removed.



Proposed heavy standard (12-14cm girth) tree



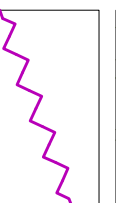
Proposed selected standard (10-12cm girth) tree



Proposed ornamental shrub planting



Proposed amenity grass seed



Proposed 450mm high timber trip rail (detailed by others)

Residential Development

**GYPSY LANE,
WOMBWELL**

SCALE: 1:200 @ A3

Premier Group of Companies

**LANDSCAPE DETAIL
SUB STATION**

DWG NO: R/2195/2 DATE: Feb 20

fdalandscape

Westleigh Hall
Wakefield Road
Derby Date

telephone 01484 861611
fax 01484 861616
email info@fdalandscape.co.uk
www.fdalandscape.co.uk