

DO NOT SCALE

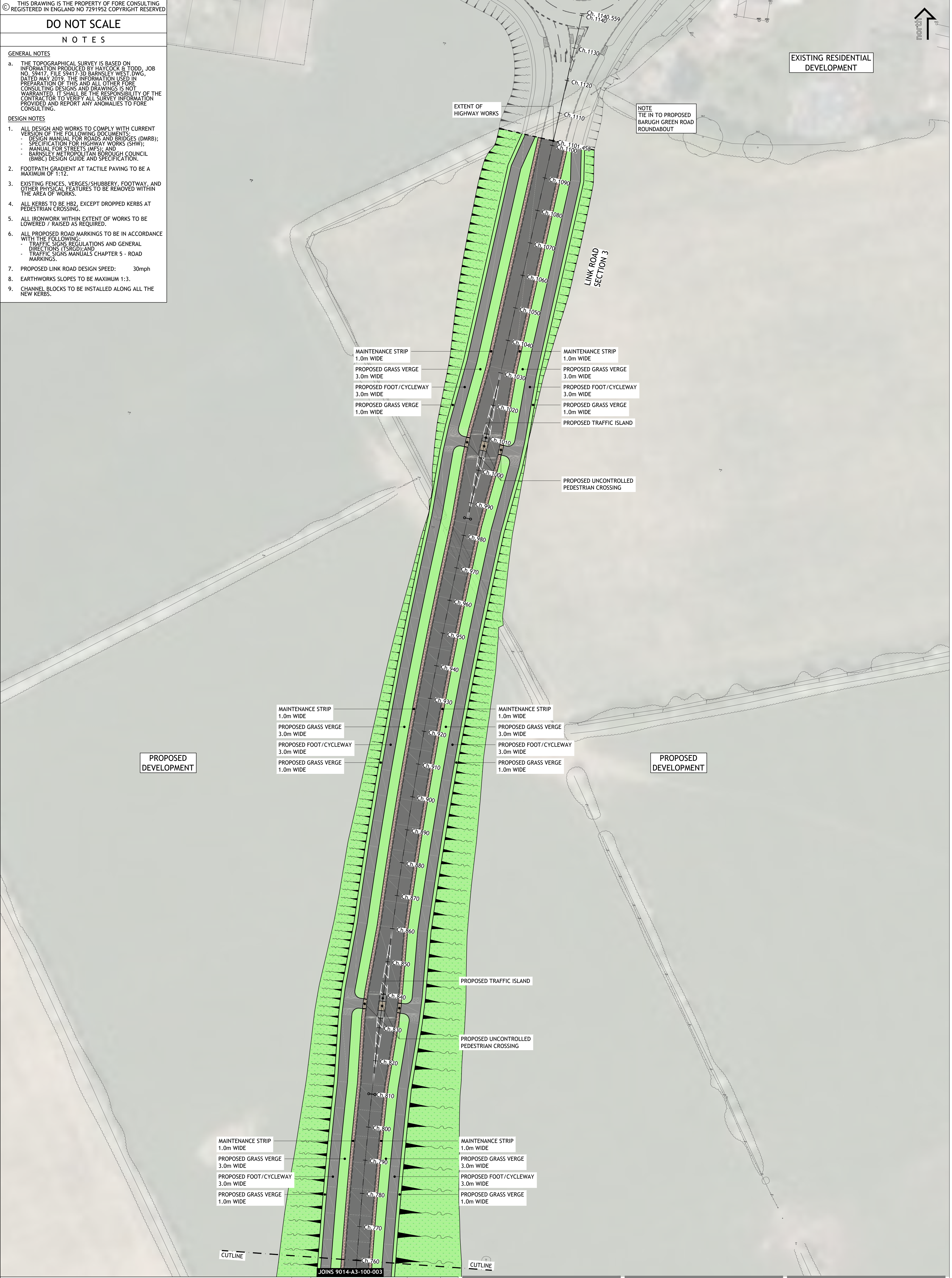
NOTES

GENERAL NOTES







- a. THE TOPOGRAPHICAL SURVEY IS BASED ON INFORMATION PRODUCED BY HAYCOCK & TODD, JOB NO. 59417, FILE 59417-3D BARNLEY WEST.DWG, DATED MAY 2019. THE INFORMATION USED IN PREPARATION OF THIS AND ALL OTHER FORE CONSULTING DESIGNS AND DRAWINGS IS NOT WARRANTED. IT SHALL BE THE RESPONSIBILITY OF THE CONTRACTOR TO VERIFY ALL SURVEY INFORMATION PROVIDED AND REPORT ANY ANOMALIES TO FORE CONSULTING.

DESIGN NOTES

1. ALL DESIGN AND WORKS TO COMPLY WITH CURRENT VERSION OF THE FOLLOWING DOCUMENTS:
 - MANUAL FOR ROADS AND BRIDGES (DMRB);
 - SPECIFICATION FOR HIGHWAYS WORKS (SHW);
 - MANUAL FOR STREETS (MFW); AND
 - DESIGNING NEW TROPICAL SUBURBAN COUNCIL (DMBC) DESIGN GUIDE AND SPECIFICATION.
2. FOOTPATH GRADIENT AT TACTILE PAVING TO BE A MAXIMUM OF 1:12.
3. EXISTING FENCES, VERGES/SHUBBERY, FOOTWAY, AND OTHER PHYSICAL FEATURES TO BE REMOVED WITHIN AREA OF WORKS.
4. ALL KERBS TO BE H82, EXCEPT DROPPED KERBS AT PEDESTRIAN CROSSING.
5. ALL IRONWORK WITHIN EXTENT OF WORKS TO BE LOWERED / RAISED AS REQUIRED.
6. ALL PROPOSED ROAD MARKINGS TO BE IN ACCORDANCE WITH THE FOLLOWING:
 - TRAFFIC SIGNS, REGULATIONS AND GENERAL DIRECTIONS (TSRGD); AND
 - TRAFFIC SIGNS MANUALS CHAPTER 5 - ROAD MARKINGS.
7. PROPOSED LINK ROAD DESIGN SPEED: 30mph
8. EARTHWORKS SLOPES TO BE MAXIMUM 1:3.
9. CHANNEL BLOCKS TO BE INSTALLED ALONG ALL THE NEW KERBS.



KEY

	CARRIAGEWAY		GRASS VERGE
	FOOTWAY		BLOCK PAVED MAINTENANCE STRIP
	TACTILE PAVING (UNCONTROLLED CROSSING)		EARTHWORKS/LANDSCAPING

REV	DESCRIPTION	DATE	BY
A	CHANGES FOLLOWING COMMENTS	02.12.20	ML
B	ROAD LAYOUT UPDATED	17.12.20	ML

Client: STRATA STERLING BARNSELEY WEST LTD

Project

**BARNSELY WEST
LINK ROAD**

Drawing Title

GENERAL ARRANGEMENT
SHEET 3 OF 3

PRELIMINARY

Fore Consulting Limited
2nd Floor, Queens House
34 Wellington Street
Leeds
LS1 2DE
0113 2460204
enquiries@foreconsulting.co.uk
www.foreconsulting.co.uk

Fore

Drawn by ML	Checked by PI	Issue Date 18.12.2019	Scale 1:500	Format A1
Job Number 9014	Drawing Number A3-100-P-004			Revision B