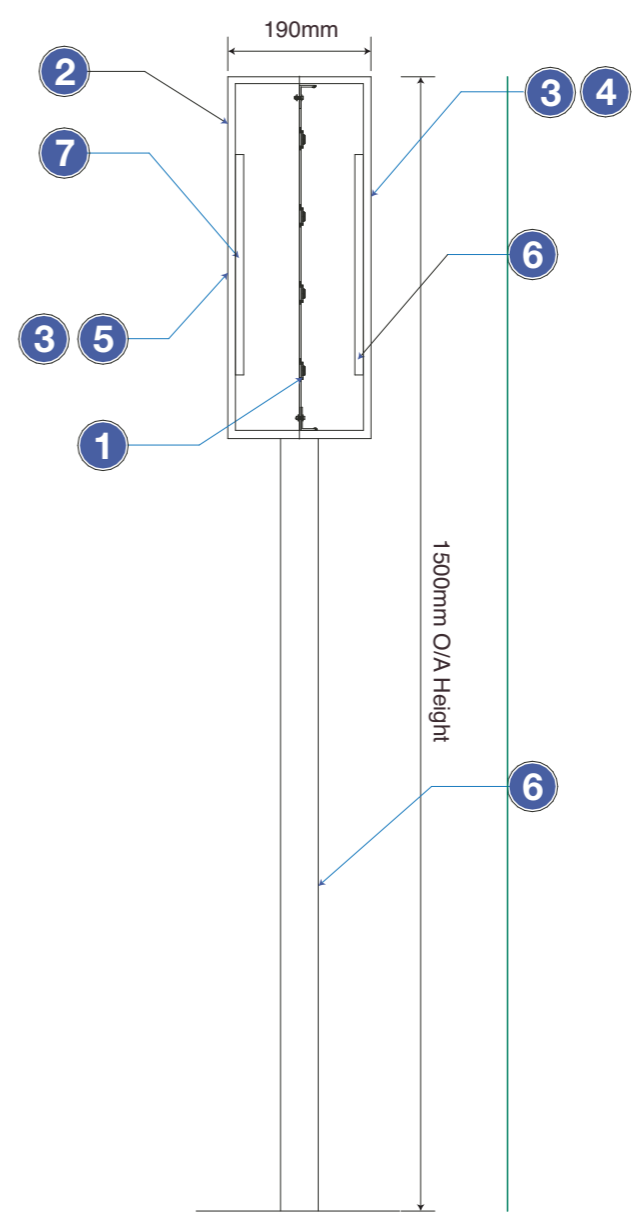

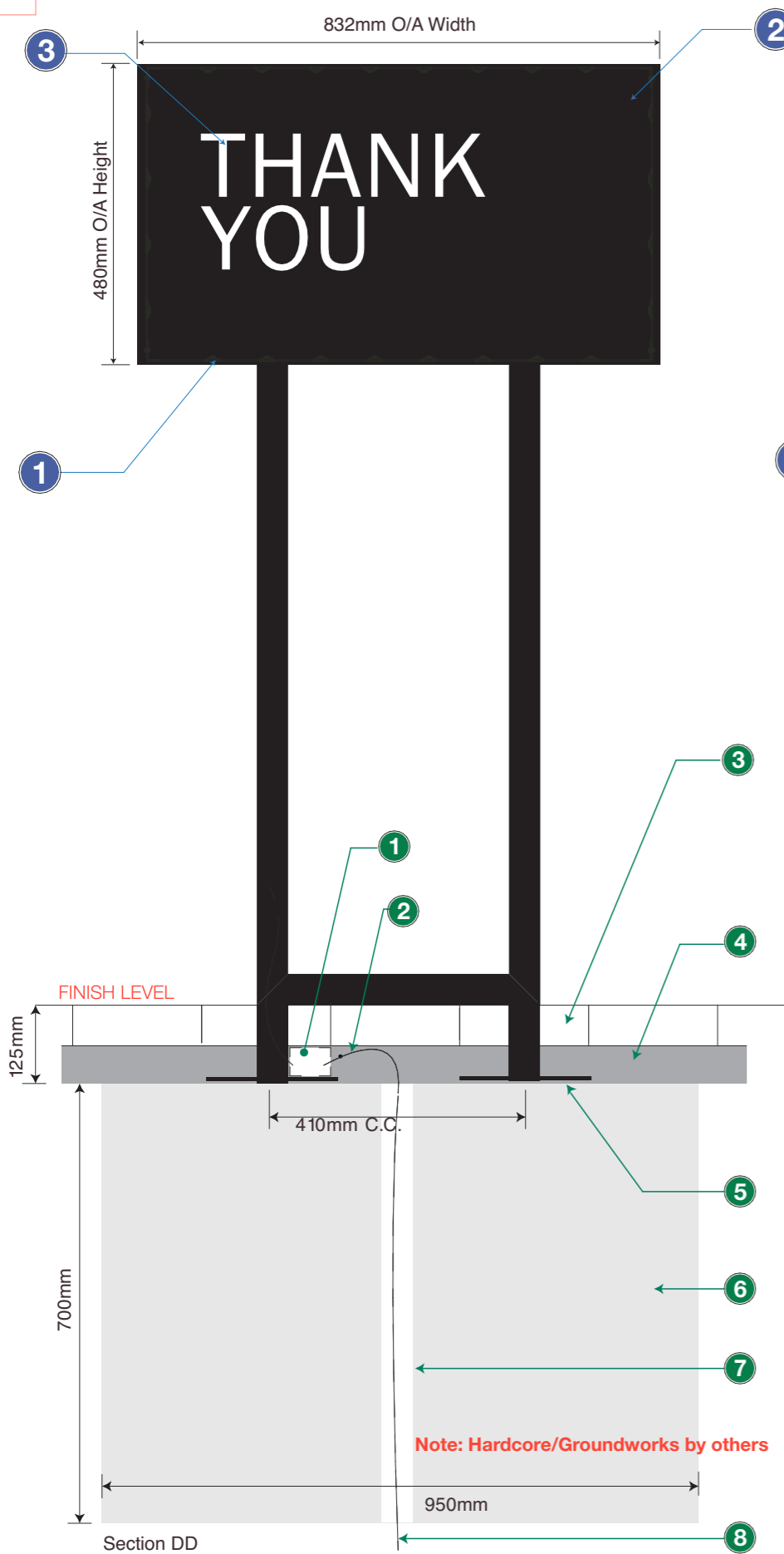
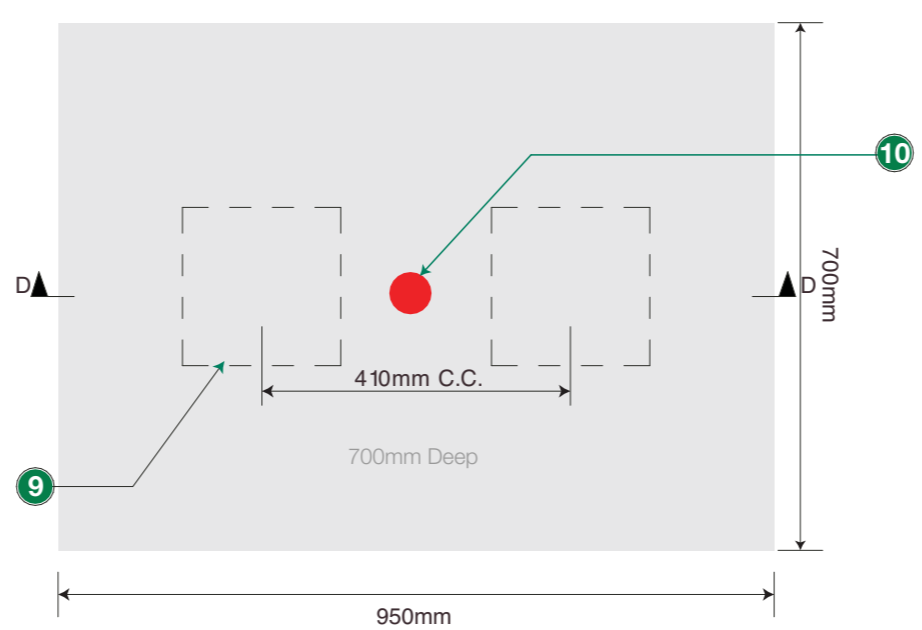


B



Base details



- ### Key
- 1 Chiplite GL-ELI Modules
 - 2 Folded Aluminium back to back trays finished RAL 9005 Gloss Black.
 - 3 Inlaid flush Opal 050 Acrylic Lettering
 - 4 Inlaid flush Opal 050 Acrylic Symbols
 - 5 Inlaid flush Opal 050 Acrylic Siren complete with S/A translucent vinyl to match 3M Translucent Green
 - 6 40mm x 40mm Box section frame finished RAL 9005 Gloss Black
 - 7 3M Opal 050 Acrylic Backing

- ### Base Details Key
- 1 Junction box
 - 2 Armoured cable
 - 3 Block paving (NOTE: Block cut around legs)
 - 4 Sand screed
 - 5 210mm x 210mm x 6mm thick base plates. Chemical fiz & bolted to concrete.
 - 6 Concrete by MC
 - 7 Ducting
 - 8 Power (building TECG LKR)
 - 9 6mm plates
 - 10 (POWER building TECH LKR) Ducting required

- RAL 9005 SATIN BLACK
- VINYL 3M SCOTCHAL HOLLYGREEN 3630 - 76
- OPAL 050 ACRYLIC