

# CRACK MONITORING

## for Subsidence Management Services

**Stonehurst, Green Road, Barnsley, Dodworth, South Yorkshire, S75 3RP**

Client:	Subsidence Management Services
Client Contact:	Mauro Loscalzo
Claim Number:	12517951H
Client Reference:	IFS-AXA-SUB-22-0104873
Policy Holder:	████████████████████
Report Date:	21 December 2023
Our Ref:	M20296

## Crack Monitoring Readings

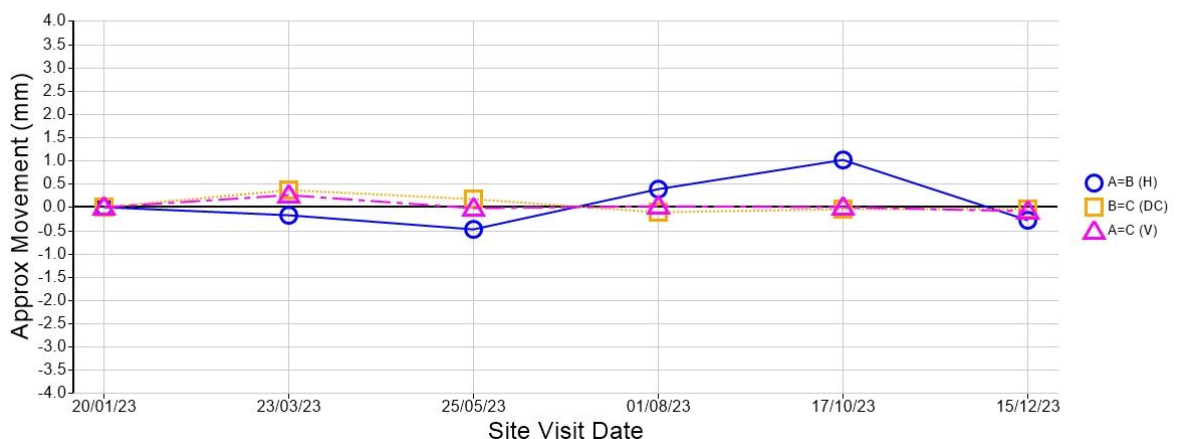
The following table shows the reading levels of the Crack Monitoring Stations.

Date	A=B (H)	B=C (D)(C)	A=C (V)	Crack Width
<b>C1 - STUDY - CRACK ABOVE SERVING HATCH</b>				
20 January 2023	44.23	62.69	46.52	1.50 - 0.90
23 March 2023	44.06	63.07	46.79	
25 May 2023	43.77	62.87	46.50	0.25
1 August 2023	44.62	62.59	46.55	1.90
17 October 2023	45.25	62.66	46.53	2.50
15 December 2023	43.96	62.65	46.44	
Date	A=B (H)	B=C (D)	A=C (V)	Crack Width
<b>C2 - LANDING - FLOOR TO CEILING VERTICAL CRACK</b>				
20 January 2023	44.14			2.00
23 March 2023	43.26			11.00
25 May 2023	43.09			
1 August 2023	44.74			1.90
17 October 2023	45.82			3.80
15 December 2023	43.32			1.20
Date	A=B (H)	B=C (D)	A=C (V)	Crack Width
<b>C3</b>				
20 January 2023				
23 March 2023				
25 May 2023				
1 August 2023				
17 October 2023				
15 December 2023				

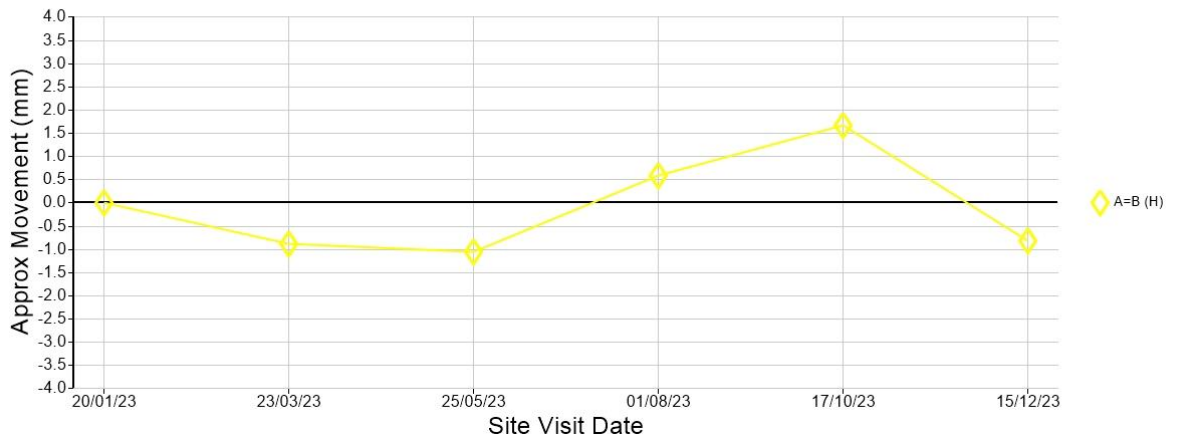
## Crack Monitoring Difference Graphs

The following graphs display the progressive movement that each Crack Monitoring Station recorded at each separate site visit date to give an overall look at how much the property is moving.

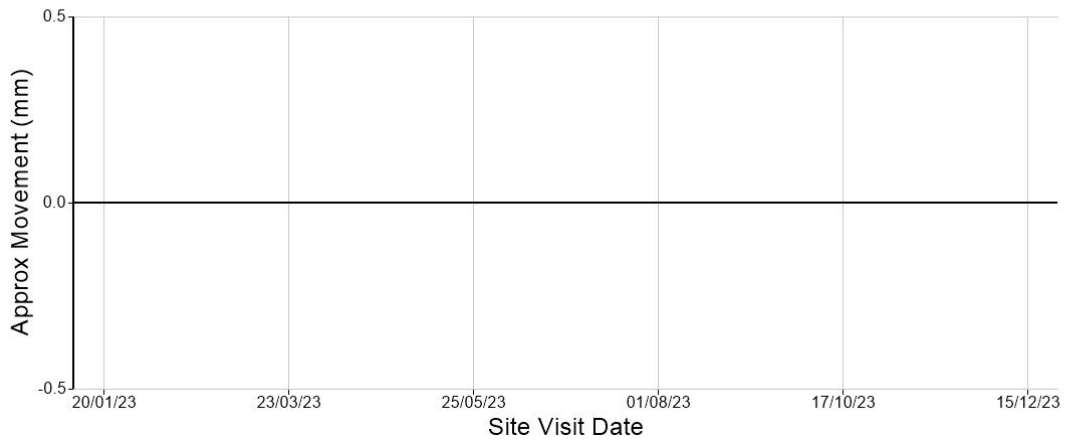
C1 - STUDY - CRACK ABOVE SERVING HATCH



### C2 - LANDING - FLOOR TO CEILING VERTICAL CRACK



### C3



## Site Visit Notes

### Site Visit: 20 January 2023

Unable to fix crack stations on location 3 as wall plaster was crumbling away.