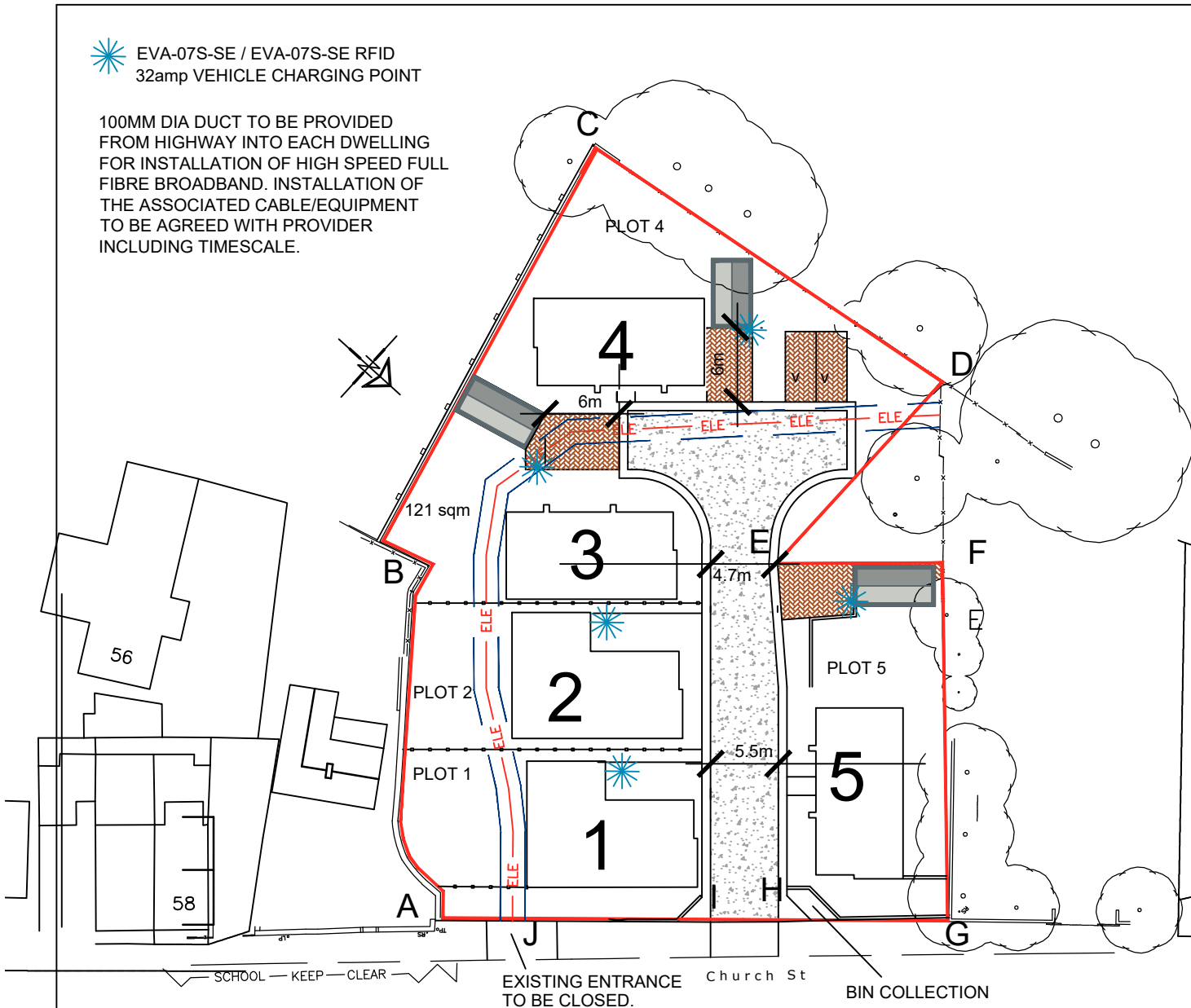
 EVA-07S-SE / EVA-07S-SE RFID  
32amp VEHICLE CHARGING POINT

100MM DIA DUCT TO BE PROVIDED FROM HIGHWAY INTO EACH DWELLING FOR INSTALLATION OF HIGH SPEED FULL FIBRE BROADBAND. INSTALLATION OF THE ASSOCIATED CABLE/EQUIPMENT TO BE AGREED WITH PROVIDER INCLUDING TIMESCALE.



## SITE PLAN

### METHOD STATEMENT - CONSTRUCTION OF NEW DWELLINGS AT ROYSTON W.M.C. CHURCH STREET, ROYSTON, BARNLEY

#### SECTION 1 - ACCESS TO SITE FOR CONSTRUCTION TRAFFIC:

Access to the site will be directly from the existing and/or new entrance from Church Street. Special care and attention will be given during school drop-off and collection times to ensure the safety of pedestrians. The Developer will liaise with the nearby schools regarding road safety and crossing control; personnel.

#### SECTION 2 - THE PARKING OF VEHICLES OF SITE OPERATIVES AND VISITORS

- Limited parking will be available within the curtilage of the site. If necessary, operatives and visitors will be directed to suitable 'on street' parking areas or public carparks.

#### SECTION 3 - DEMARCATION OF THE SITE/SECURITY HOARDING

- The site area will be secured by a perimeter fence to prevent unauthorized access. Lockable gates to each site entrance to be secured at the end of each work day.

#### SECTION 4 - DELIVERIES TO SITE & THE LOADING AND UNLOADING OF PLANT & MATERIALS

- All deliveries to site shall be guided in by a banksman wearing a Hi Vis vest to ensure safe access on to site from the highway.
- Where possible all deliveries to be unloaded within the site.
- All deliveries leaving site shall be guided out by a banksman wearing a Hi Vis vest and ensuring safe departure paying attention to members of the public and other traffic.

#### SECTION 5 - MEASURES TO CONTROL DUST & DIRT

- During dry periods of weather the site will be monitored for high levels of dust and, if required, will be controlled using sprinkler/hose pipe systems.
- Any mud and dirt transferred onto the road will be brushed and cleaned off daily to ensure the surrounding roads are kept as clean as possible.
- The banksman escorting vehicles out of the site will do a visual check of the road and footpath for dirt and take action if required.
- The Builder will inspect all vehicles and wash off any mud / debris to ensure they are clean & safe before driving onto the public highway.

#### SECTION 6 - NOISE LEVELS DURING CONSTRUCTION

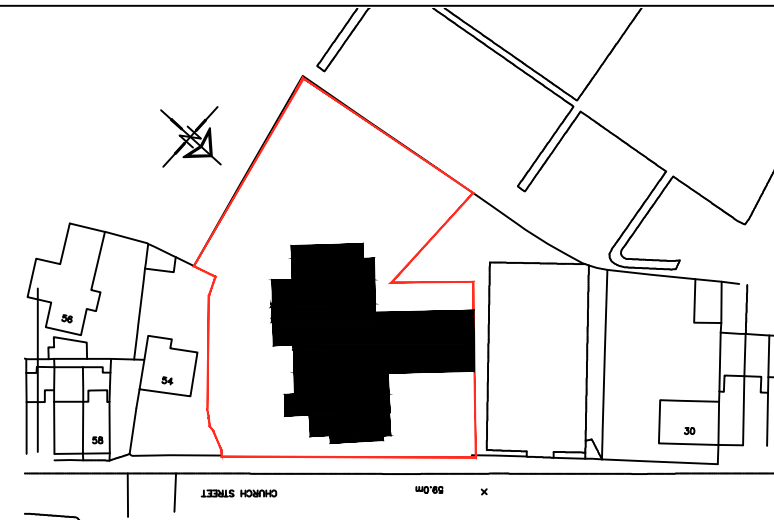
- Noise from plant will be kept to a minimum by using modern well maintained plant, incorporating appropriate silences etc.
- Site operatives will be reminded of the importance of being considerate to neighbouring properties and members of the public during the course of their work, keeping noise to a minimum.

#### SECTION 7 - NEIGHBOURING PROPERTIES

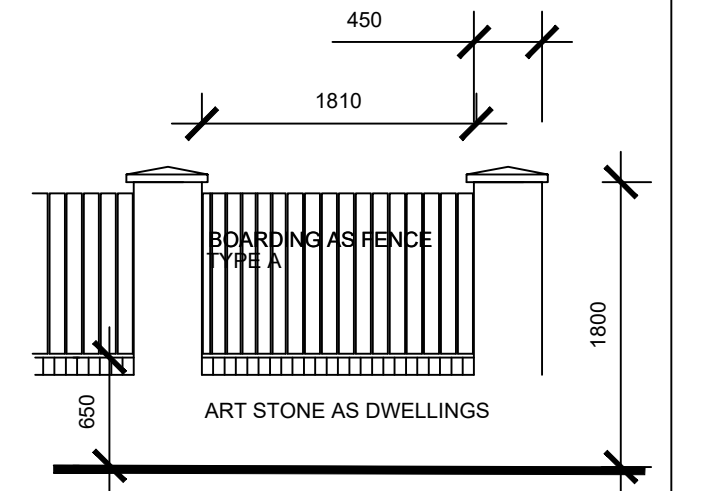
- The site foreman will liaise with neighbouring properties to ensure a good working relationship.

#### SECTION 8 - STORAGE OF MATERIALS & PLANT ON SITE

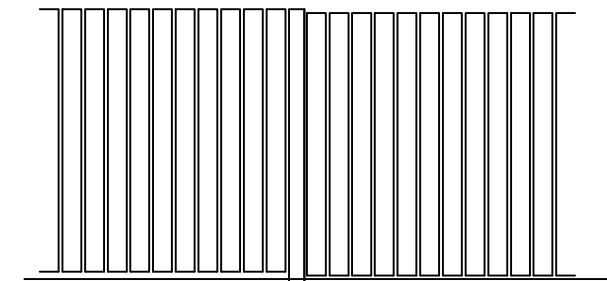
- Materials will be stored on site in a safe and tidy manner
- Plant will have a designated parking area.
- Waste materials will be removed to a skip and taken off site to keep the site safe and looking tidy.



## LOCATION PLAN



## SCREEN WALL AND FENCE TYPE B



## SCREEN FENCE TYPE A

1800MM OR 2000MM HIGH AND STEPPED TO SUIT SITE CONTOURS  
CONCRETE POSTS 125X25MM DARK STAINED TIMBER, FEATHER EDGED

#### PROPOSED BOUNDARY TREATMENTS

- POINTS A-B EXISTING STONE WALL RETAINED AND RAISED TO 2M ABOVE GROUND LEVEL WITH TIMBER FENCE WITH CONCRETE POSTS (AS TYPE a)
- POINTS B-C-D EXISTING WALLS TO BE RETAINED
- POINTS D-E-F-G FENCE TYPE A
- POINTS G-H & I-J 650MM HIGH ART STONE WALL (AS TYPE B WITHOUT PIERS & TIMBER FENCING BETWEEN REAR GARDENS TO BE 1800MM HIGH TYPE A FENCE
- POINTS J-A SCREEN WALL AND FENCE TYPE B

 **White Agus**  
Architectural Services

OFFICE ONE,  
DRILL HALL,  
11 EASTGATE,  
BARNLEY,  
S70 2EU

Phone: 01226 208482  
Email: info@whiteagus.co.uk  
Web: www.whiteagus.co.uk

Project:  
RESIDENTIAL DEVELOPMENT AT  
ROYSTON W.M.C. CHURCH STREET  
ROYSTON, BARNLEY

Client:  
AVEY HOMES LTD

Drawing  
Title:  
SITE PLAN

Date:  
JUNE 2024  
Scale:  
1:500 @ A3  
Ref:  
23-227  
Dwg. No.  
06  
Rev.  
E

Date	Suffix	Description	Date	Suffix	Description
19/07/2024	A	REVISED TO ELECTRIC CABLE POSITION			
19-09-24	B	REVISED TO P.O. DEMANDS			
12-11-24	C	PARKING AND GARAGES REVISED			
14-04-25	D	REVISED TO CLIENTS REQUIREMENTS			
24-04-26	E	UPDATED FOR CHANGE OF COND APP			