TREE CONSULTANTS

ARBORICULTURAL METHOD STATEMENT

to BS 5837:2012 at:

Dance Lane Farm, Dance Lane, Crane Moor S35 7AW

Prepared for: *Graham Turner*

Date: *September 2026*

Reference: *AWA7671*

0114 272 1124 / 0776 631 0880
info@awatrees.com
awatrees.com

Union Forge, 27 Mowbray Street, Sheffield S3 8EN
AWA Tree Consultants Limited. Company No. 85201
Registered in England & Wales.

British Assessment Bureau ISO 9001 QUALITY MANAGEMENT
veriforce CHAS Compliant Contractor
Institute of Chartered Foresters Registered Consultant
Arboricultural ASSOCIATION Professional Member
QTRA Registered User

Contents

1. INTRODUCTION 3

2. METHOD STATEMENT TIMELINE 5

3. TREE MANAGEMENT 7

4. TREE PROTECTION 7

5. WORKS CLOSE TO RETAINED TREES 8

6. SIGNATURE 11

APPENDIX 1: IMAGES AND FIGURES 12

APPENDIX 2: RELEVANT CONTACT DETAILS 15

APPENDIX 3: TREE DATA AND WORKS SCHEDULE 16

APPENDIX 4: TREE CONSTRAINTS PLAN 17

APPENDIX 5: TREE PROTECTION PLAN 18

1. Introduction

1.1 Instruction

1.1.1 We were instructed by Graham Turner to prepare an arboricultural method statement for the proposed development at:

Dance Lane Farm, Dance Lane, Crane Moor

1.2 Purpose

1.2.1 This method statement has been prepared in order to demonstrate that the development operations at this site can be undertaken with minimal risk of adverse impact on the trees to be retained.

1.2.2 This method statement conforms to BS 5837:2012 *Trees in relation to design, demolition and construction - Recommendations*. It is based on the arboricultural data, collected at a site visit during July 2026, detailed at Appendices 3 and 4 of this report.

1.3 Description of Development

1.3.1 It is proposed to build a new residential development with associated access, parking, landscaping and facilities.

1.3.2 The proposed development layout has been provided by my client and is the basis for the Tree Protection Plan at Appendix 5.

1.4 Details of Consent

1.4.1 Planning consent is subject to this method statement being agreed upon in advance by the Local Planning Authority. The contents of this report must be adhered to, before, during, and after the construction phase.

1.4.2 As such, no equipment, machinery or materials shall be brought onto the site in connection with the development until this arboricultural method statement detailing tree management and tree protection measures has been submitted to and approved by the Local Planning Authority.

1.5 Legal

1.5.1 The following advice is for guidance purposes only. Some trees are protected by legislation, and it is essential that the legal status of trees is established prior to carrying out works to them.

1.5.2 Unauthorised work to protected trees could lead to prosecution, resulting in enforcement action such as fines or a criminal record. Tree Preservation Orders, Conservation Areas, Planning Conditions, Felling Licences or Restrictive Covenants legally protect many trees in the UK.

1.5.3 An online search was undertaken with Barnsley Metropolitan Borough Council on the 30th of July 2026 to check whether any trees at the site are protected by a Tree Preservation Order or are located within a Conservation Area. As of this date no trees at the site are protected by a Tree Preservation Order or are within a Conservation Area.

1.5.4 The accessed map image from barnsley.gov.uk is detailed below:

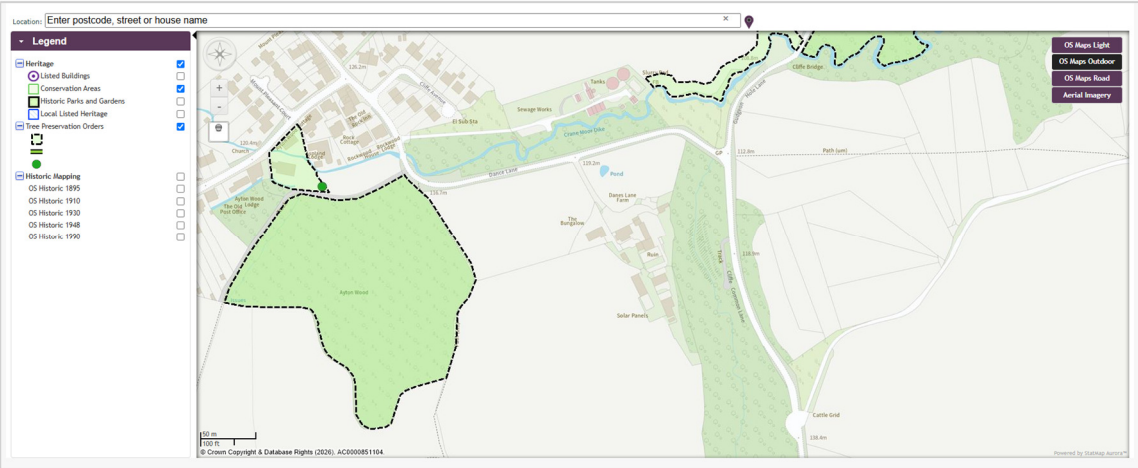

1.5.5 The Multi-Agency Geographical Information for the Countryside (MAGIC) website was used to search for areas of ancient woodlands listed on the Ancient Woodland (DEFRA 2021), and a check for catalogued Ancient and Veteran trees using the woodland trust ancient tree inventory (ATI) (Woodland Trust 2021). It was confirmed that there are no designated ancient woodlands or veteran or ancient trees within the survey area.

1.5.6 Trees provide a wide range of habitats for many species, some of which are legally protected such as bats, nesting birds, badgers and dormice. It is essential that appropriate care is taken to ensure that this legislation is not contravened.

2. Method Statement Timeline

2.1 Overview of Sequence of Operations

2.1.1 In overview, it is necessary to undertake the following sequence of operations in relation to arboricultural input for development operations.

1 Method statement approved by the LPA

2 Undertake tree pruning works

3 Install tree protection fencing

4 Pre commencement meeting/ confirm fencing is as specified

5 Demolish existing structures

6 Construct new development

7 Remove tree protection fencing

2.2 Specific Sequence of Operations

2.2.1 The following timeline table informs the key principles for development operations proceeding in relation to arboricultural requirements conditioned as part of this method statement.

2.2.2 The actions and timescales within this table must be adhered to in order to discharge the arboricultural method statement planning condition for this site.

2.2.3 The precise timing and order of some of the development operations may need to be changed due to site specific operational requirements, yet any operations that may affect the trees on the site must be done so under arboricultural supervision by a suitably qualified person appointed by the contractor.

Sequence of Operations		
Stages	***Action***	***Arboricultural Input***
1 Approval	This AMS is submitted to and approved in writing by the LPA.	If necessary, liaise with contractor and LPA to discuss methodologies detailed.
2 Tree Works	Tree pruning works shall be carried out as the first operation on site, in accordance with Appendix 3 and as detailed in section 3.1.	Review the tree work requirements with the tree contractor. If necessary, liaise with the contractor on site during tree works.
3 Tree Protection	Installation of the tree protection fencing will take place as shown at Appendix 5, prior to any storage of plant, materials and machinery.	If necessary, liaise with the contractor installing the tree protection fencing until completed to the standard specified in this method statement.
4 Site Meeting	Following installation of tree protection fencing, the LPA shall be invited to inspect the fencing and discuss any other site operations that have implications for trees.	Meeting with a representative of the LPA and the site manager. Alternatively, contractor can confirm the tree protection fencing and tree works are as specified by taking photographs.
5 Demolition	Undertake the demolition of the existing structures.	If necessary, liaise with the local authority and the site foreman to ensure any issues are adequately resolved.
6 Construction	Undertake the construction of the new development.	If necessary, liaise with the local authority and the site foreman to ensure any issues are adequately resolved.
7 Site Finishing	Removal of tree protection fencing must only be undertaken when all site traffic and machinery has left the site.	If acceptable to the LPA, the contractor can take photographs of the site to give to the LPA to gain approval for the removal of the tree protection fencing.

3. Tree Management

3.1 Tree Works

3.1.1 T2, T4, T5, G6 and T10 require pruning works to facilitate the development, reducing and lifting the crowns to provide a maximum of 1.5m clearance from the new garages, not pruning beyond the site boundary.

3.1.2 G8 requires pruning works to facilitate the development, reducing the crowns as required to provide adequate clearance from the access drive, not pruning beyond the site boundary.

3.1.3 All tree work must be carried out according to British Standard 3998:2010 Tree Work - Recommendations.

3.1.4 When appointing a tree surgeon, only properly qualified and experienced companies should be used, who have adequate Public Liability and Employer's Liability Insurance.

4. Tree Protection

4.1 Tree Protection Fencing

4.1.1 The tree protection fencing for this site should be located as shown on the Tree Protection Plan at Appendix 5 (as illustrated with a thick orange line).

4.1.2 The tree protection fencing will be appropriate to the degree and proximity of likely construction works. In this instance, an adequate level of protection for the trees could be provided by secured 'Heras' type fencing, of welded mesh panels on rubber or concrete feet (see Figures 1 and 2 at Appendix 1 for examples).

4.1.3 The precise fencing location may need to be slightly adjusted on site due to local site conditions but is not expected to differ from that shown on the Tree Protection Plan. The final fencing position must be agreed on by the LPA before the commencement of any site works.

4.1.4 The tree protection fencing details should be incorporated into relevant subsequent plans, method statements used for design purposes and construction drawings issued for use on site, to ensure that all interested parties are fully aware of the areas in which access and works may and may not take place.

4.1.5 The fencing should be joined together using a minimum of two anti-tamper couplers, installed so that they can only be removed from inside the fence (see Figure 3 at Appendix 1 for an example). The fencing panels should be supported on the inner side by stabilizer struts, which should normally be attached to a base plate secured with ground pins or mounted on a block tray (see Figures 1 and 2 at Appendix 1 for examples).

4.1.6 The area enclosed by the fencing is referred to as the Construction Exclusion Zone (CEZ); this area should be considered a restricted area. No pedestrians, vehicles, storage of materials, equipment or machinery should be allowed within the CEZ unless specified in this method statement. The site manager must ensure that all personnel are aware of the restrictions that apply to the fenced-off area.

4.1.7 Once the fencing is erected, waterproof warning signs labelled 'Tree Protection Area' should be placed at 3m intervals to ensure that all personnel are aware of the restrictions that apply to the fenced-off area (see Figure 4 at Appendix 1 for an example sign).

4.1.8 The tree protection fencing should be inspected for faults or damage by the site manager or other responsible named person on a regular basis and a written record kept. Any faults or defects should be repaired or replaced as soon as is reasonably practicable. The Tree Protection Fencing shall not be removed, breached or altered without prior written authorisation from the local planning authority and under arboricultural supervision by a suitable named responsible individual appointed by the site manager.

5. Works Close to Retained Trees

5.1 Demolition of Existing Structures

5.1.1 Demolition of minor existing structures at the site will take place close to and within the RPAs of retained trees T4 to T7.

5.1.2 The demolition works will be undertaken from the west, inwards from within the footprint of the existing minor structures (often referred to as "top down, pull back"), with care taken not to damage the overhanging crowns of T4 to T7 and with all plant and vehicles engaged in the demolition works operating operate outside of the RPAs of retained trees.

5.2 New Access Drive

5.2.1 A new access drive encroaches into the RPA of retained tree T7.

5.2.2 There is already an existing access drive within the RPA of T7 at the location of the new access drive, with a compacted sub-base beneath.

5.2.3 The new access drive is to be installed on top of the existing access drive, with the existing access drive sub-base to be left in place, with no excavations lower than the existing sub-base.

5.3 Drainage and Utilities

5.3.1 New drainage and underground utilities are to be positioned outside of the RPAs of retained trees, and above ground utilities will be routed away from areas where they are likely to interfere with the retained trees' crowns.

5.3.2 NJUG 10: Guidelines for the Planning, Installation and Maintenance of Utility Services in Proximity to Trees should be considered when installing services.

5.4 Additional Precautions

5.4.1 Allowance should be made for operations outside of the CEZ that could indirectly impact on trees. Including space for site huts, temporary toilet facilities (including their drainage) and other temporary structures; and space for storing (whether temporary or long-term) materials.

5.4.2 Care must be taken to prevent contamination with chemical spillages, including petrol, diesel and oils. Cement mixers and any other toxic materials should not be permitted within the RPA of the trees. Any

materials whose accidental spillage would cause damage to a tree should be stored and handled well away from the outer edge of its RPA.

5.4.3 Fires on the site should be avoided if possible. Where they are unavoidable, and approved by the Local environmental health authority, they should not be lit in a position where heat could affect foliage or branches. The potential size of a fire and the wind direction should be considered when determining its location, and it should be attended always until safe enough to leave.

5.5 Post Construction Landscaping

5.5.1 Many of the trees on site may be subject to some form of landscaping or seeding beneath their canopies after the development phase. At this stage the protective fencing will have been removed and the property may be occupied.

5.5.2 Landscaping works should be carried out in such a way as to avoid ground level changes or deep digging. Tractor mounted rotovation or other mechanised cultivation methods must not be used.

5.5.3 No heavy machinery should be brought into the vicinity of retained trees.

5.5.4 Herbicides should be appropriate for the purpose and should not be used in such a way as to damage any retained trees or vegetation.

6. Signature

I trust this report provides all the required information.

Signed

.....

Adam Winson
Chartered Arboriculturist, MSc, BSc (Hons), MICFor, AIEEM

21st September 2026

AWA Tree Consultants Limited
Union Forge
27 Mowbray Street
Sheffield
S3 8EN

www.awatrees.com

Our Charity Partner: Kids Plant Trees

At AWA Tree Consultants, we are proud to partner with the local charity, Kids Plant Trees. This collaboration allows us to support a cause that reflects our commitment to trees and the environment while making a positive impact on local communities.

Kids Plant Trees is a grassroots charity dedicated to improving tree equity by planting trees in underserved areas with limited green spaces, often in communities facing higher levels of deprivation.

We are proud to support their mission to create greener, healthier environments for future generations.

Appendix 1: Images and Figures

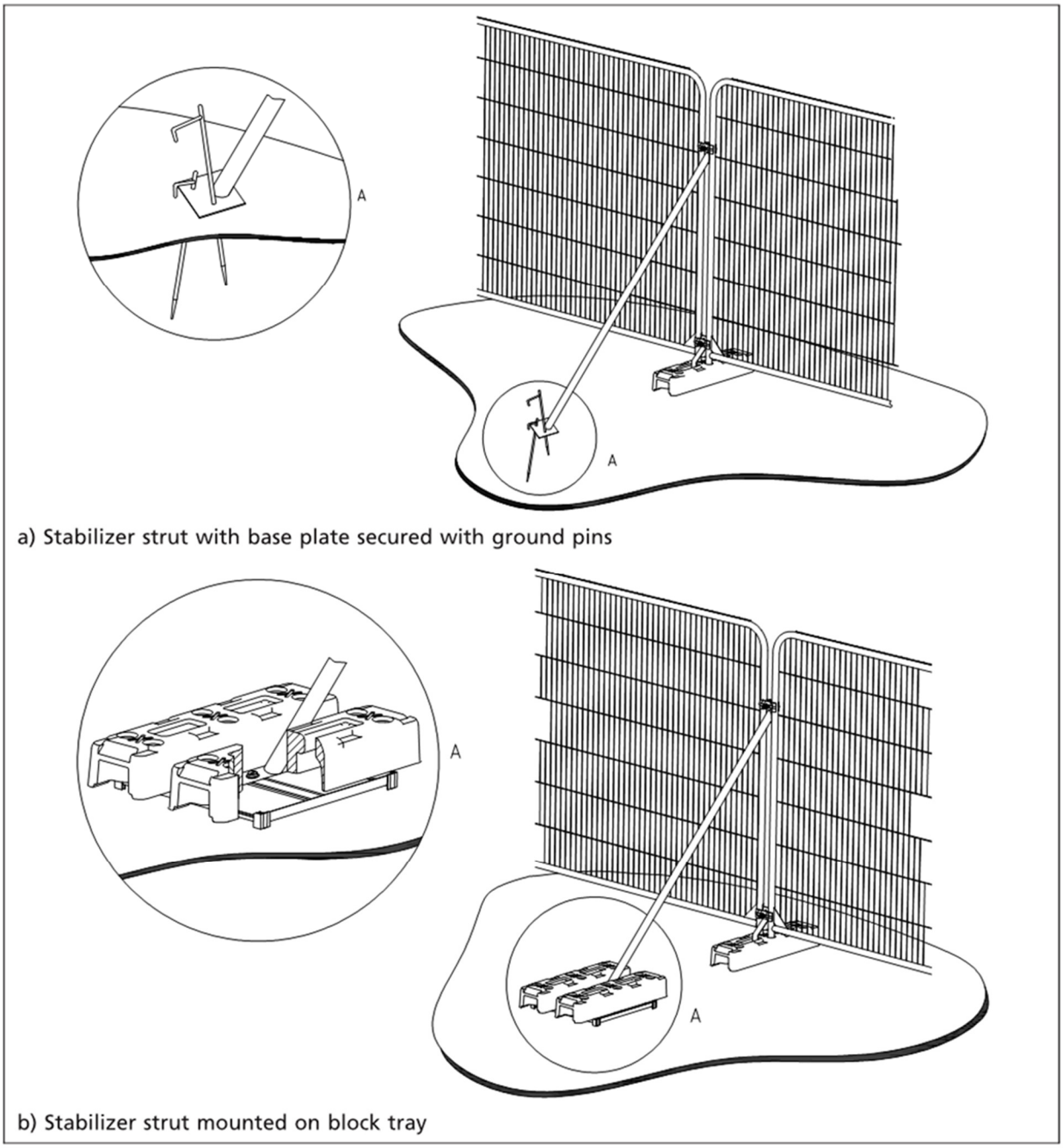

Figure 1: Secured 'Heras' type fencing with stabilizing system and fixed central pins (©BSI)

Figure 2: Secured 'Heras' type fencing with stabilizing system and anti-tamper couplers

Figure 3: Anti-tamper couplers to secure fencing and avoid unauthorised access

Figure 4: Warning sign for fencing

Appendix 2: Relevant Contact Details

Contact Name	Organisation/ Details	Contact Number	Contact E-mail
Adam Winson	AWA Tree Consultants Ltd	0114 272 1124	adam@awatrees.com
Planning	Barnsley Metropolitan Borough Council	01226 770 770	developmentmanagement@barnsley.gov.uk

	Tree Species			Measurements				Crown (m)					Tree Condition								Management
Tree ID	***Common Name***	***Latin Name***	***Maturity***	***Height (m)***	***Stems***	***Stem Diameter (mm)***	***Estimated***	***Crown height***	***N***	***E***	***S***	***W***	***Roots***	***Stem***	***Crown***	***Comments***	***Physiological***	***Structural***	***Life Expectancy***	***Category***	***Works***
T1	Oak	*Quercus robur*	Early-mature	18	1	300	Yes	2	2.5	0.5	2	6.5	Limited access around base. Ivy covered	Single stemmed. Vertical. Ivy covered	Minor deadwood. Ivy covered	Situated in adjacent woodland on banking on lower ground than site. Dry stone wall between tree and site. Very Ivy covered.	Good	Good	>40 yrs	**B**	No works required
T2	Sycamore	*Acer pseudoplatanus*	Early-mature	17	1	400	Yes	7	5	0.5	0.5	8	Limited access around base. Ivy covered	Single stemmed. Vertical. Ivy covered	Minor deadwood. Ivy covered	Situated in adjacent woodland on banking on lower ground than site. Dry stone wall between tree and site. Very Ivy covered.	Good	Good	>40 yrs	**B**	Pruning works required to facilitate development - Reduce and lift crown as required to provide a maximum of 1.5m clearance from new garage, not pruning beyond site boundary
T3	Sycamore	*Acer pseudoplatanus*	Early-mature	18	1	350	Yes	12	5	5	3.5	4.5	Limited access around base. Ivy covered	Single stemmed. Vertical. Ivy covered	Minor deadwood. Ivy covered	Situated in adjacent woodland on banking on lower ground than site. Dry stone wall between tree and site. Very Ivy covered.	Good	Good	>40 yrs	**B**	No works required
T4	Sycamore	*Acer pseudoplatanus*	Early-mature	16	1	350	Yes	1.5	7.5	0.5	1.5	6	Limited access around base. Ivy covered	Single stemmed. Significant lean north west. Ivy covered	Minor deadwood. Ivy covered	Situated in adjacent woodland on banking on lower ground than site. Dry stone wall between tree and site. Very Ivy covered. Significant lean north west. Crown hangs low over site. Crown overhangs and in contact with barn to south west. Wire fence around base of stem. Bird box attached to stem.	Good	Fair	>40 yrs	**B**	Pruning works required to facilitate development - Reduce and lift crown as required to provide a maximum of 1.5m clearance from new garage, not pruning beyond site boundary

	Tree Species			Measurements				Crown (m)					Tree Condition								Management
Tree ID	***Common Name***	***Latin Name***	***Maturity***	***Height (m)***	***Stems***	***Stem Diameter (mm)***	***Estimated***	***Crown height***	***N***	***E***	***S***	***W***	***Roots***	***Stem***	***Crown***	***Comments***	***Physiological***	***Structural***	***Life Expectancy***	***Category***	***Works***
T5	Elder	*Sambucus nigra*	Semi-mature	6	1	120	Yes	4	0.5	0.5	1	5	Limited access around base. Ivy covered	Single stemmed. Slight lean west. Ivy covered	Major dieback. Minor deadwood. Minor snapouts	Situated in adjacent woodland on banking on lower ground than site. Dry stone wall between tree and site. Slight lean west. Crown overhnags and in contact with barn to south west. Poor condition. Extensive dieback and deadwood. One main stem previously snapped out.	Poor	Poor		**U**	Pruning works required to facilitate development - Reduce and lift crown as required to provide a maximum of 1.5m clearance from new garage, not pruning beyond site boundary
G6	Sycamore	*Acer pseudoplatanus*	Semi-mature	20	10	200	Yes	3	See plan				Group of semi mature Sycamore. Situated in adjacent woodland on banking on lower ground than site.				Good	Fair	>40 yrs	**B**	Pruning works required to facilitate development - Reduce and lift crown as required to provide a maximum of 1.5m clearance from new garage, not pruning beyond site boundary
T7	Sycamore	*Acer pseudoplatanus*	Mature	22	1	750	Yes	3	8	8	9	8	Limited access around base. Ivy covered	Single stemmed. Vertical. Ivy covered	Minor deadwood. Ivy covered. Old pruning wounds	Situated in adjacent woodland on banking on lower ground than site. Bird box attached to stem. Historic minor pruning works undertaken from site.	Good	Good	>40 yrs	**A**	No works required
G8	Sycamore	*Acer pseudoplatanus*	Early-mature	20	10	300	Yes	1.5	See plan				Adjacent woodland group. Situated on banking on lower ground than site. Predominantly Sycamore with occasional Oak, Cherry, Holly and shrubby Elder. Ivy covered. Shrubby edge trees pruned from site.				Fair	Fair	>40 yrs	**B**	Pruning works required to facilitate development - Reduce crowns as required to provide adequate clearance from access drive, not pruning beyond site boundary

AWA TREE CONSULTANTS

	Tree Species			Measurements				Crown (m)					Tree Condition								Management
Tree ID	***Common Name***	***Latin Name***	***Maturity***	***Height (m)***	***Stems***	***Stem Diameter (mm)***	***Estimated***	***Crown height***	***N***	***E***	***S***	***W***	***Roots***	***Stem***	***Crown***	***Comments***	***Physiological***	***Structural***	***Life Expectancy***	***Category***	***Works***
T9	Cherry	*Prunus sp.*	Early-mature	17	2	200, 250	Yes	3	4.5	4.5	4.5	4.5	Limited access around base. Ivy covered	Twin stemmed at base. Vertical. Ivy covered	Minor deadwood. Ivy covered	Situated in adjacent woodland on banking on lower ground than site	Good	Fair	20 to 40 yrs	**B**	No works required
T10	Sycamore	*Acer pseudoplatanus*	Early-mature	18	1	400	Yes	2.5	5	5	4	4	Limited access around base	Single stemmed. Slight lean east	Minor deadwood. Minor dieback	Situated in adjacent woodland on banking on lower ground than site. Slight lean east. Minor isolated dieback in crown.	Good	Fair	>40 yrs	**B**	Pruning works required to facilitate development - Reduce and lift crown as required to provide a maximum of 1.5m clearance from new garage, not pruning beyond site boundary

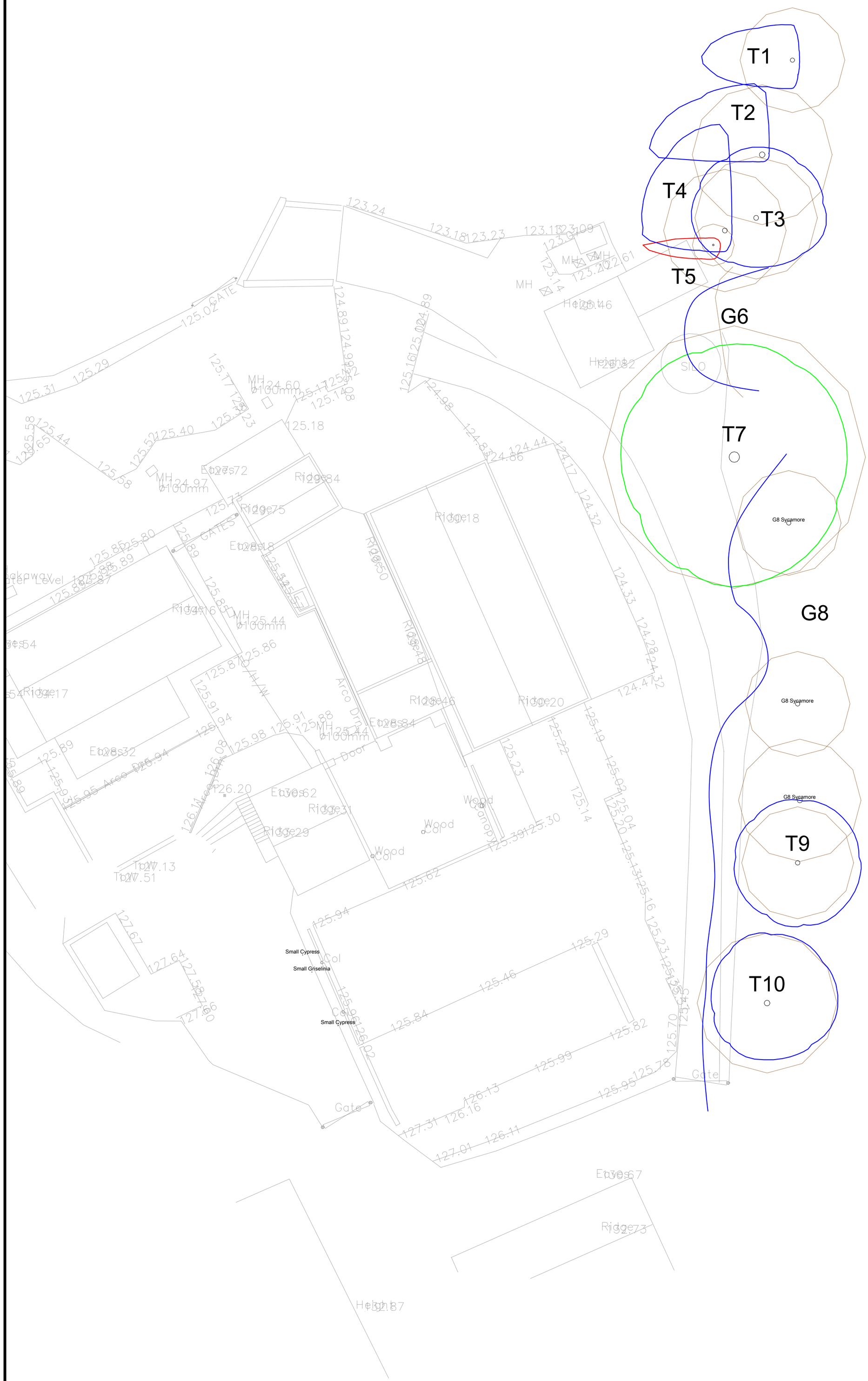

AWA TREE CONSULTANTS

Appendix 4: Tree Constraints Plan

Dance Lane Farm, Dance Lane, Crane Moor
Ref: AWA7671

BRITISH STANDARD 5837:2012
RETENTION CATEGORIES
Definitions of these categories can be found in Appendix 3 of the report.

SCALE: 1:200 PAPER: A2

	CATEGORY A: HIGH VALUE RETENTION MOST DESIRABLE
	CATEGORY B: MODERATE VALUE RETENTION DESIRABLE
	CATEGORY C: LOWER VALUE COULD BE RETAINED
	CATEGORY U: UNSUITABLE FOR RETENTION
	RPA: ROOT PROTECTION AREA
	TREE STEM

Heras tree protection fencing

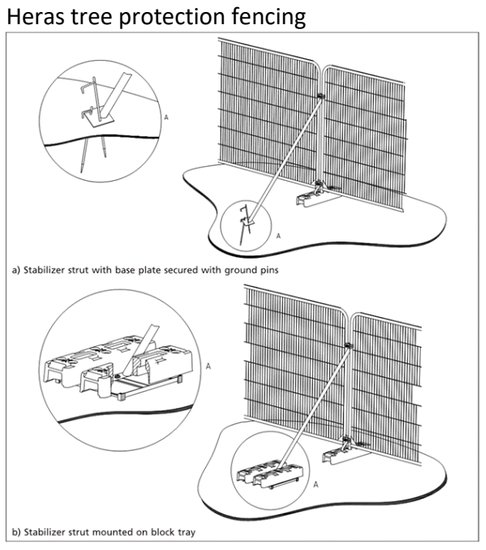

Heras tree protection fencing

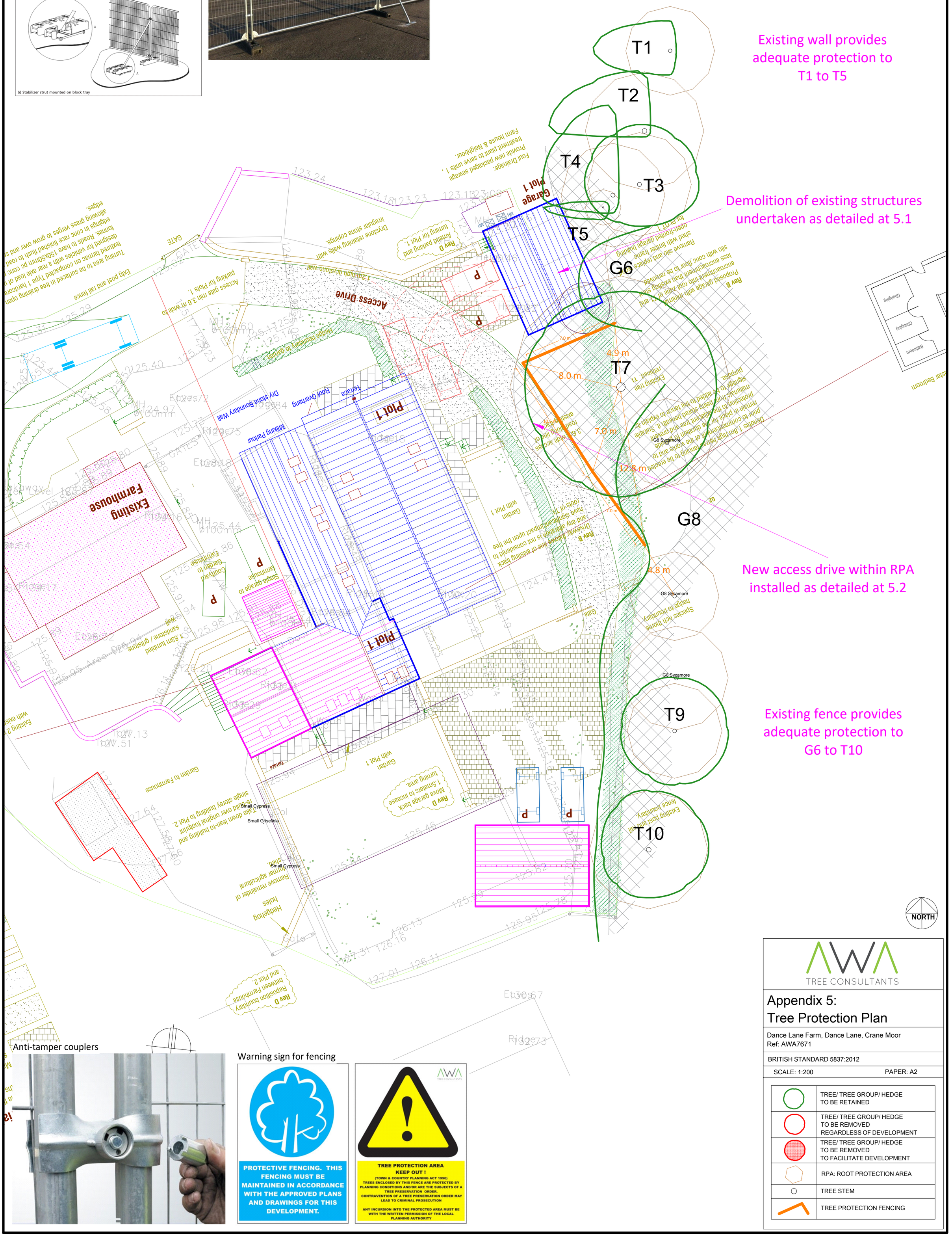

Anti-tamper couplers

Warning sign for fencing

AWA TREE CONSULTANTS

Appendix 5: Tree Protection Plan

Dance Lane Farm, Dance Lane, Crane Moor
Ref: AWA7671

BRITISH STANDARD 5837:2012

SCALE: 1:200 PAPER: A2

	TREE/ TREE GROUP/ HEDGE TO BE RETAINED
	TREE/ TREE GROUP/ HEDGE TO BE REMOVED REGARDLESS OF DEVELOPMENT
	TREE/ TREE GROUP/ HEDGE TO BE REMOVED TO FACILITATE DEVELOPMENT
	RPA: ROOT PROTECTION AREA
	TREE STEM
	TREE PROTECTION FENCING