FRONT ELEVATION
SCALE 1:100

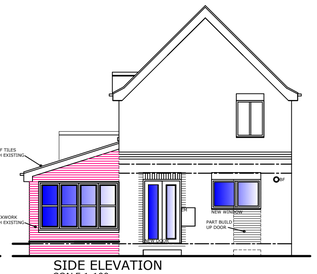

SIDE ELEVATION
SCALE 1:100

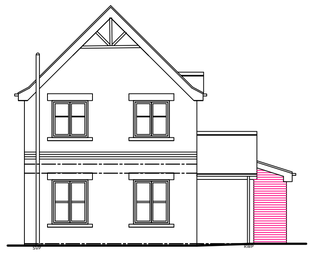

SIDE ELEVATION
SCALE 1:100

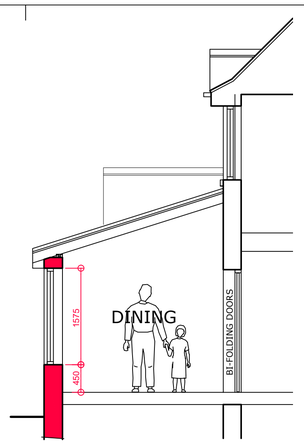

TYPICAL SECTION
SCALE 1:50

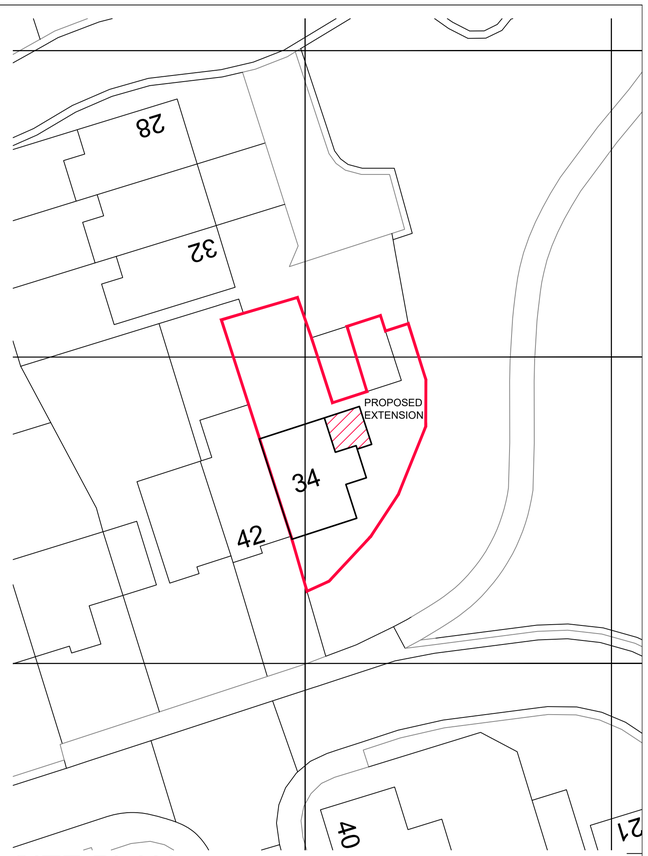

SITE PLAN SCALE 1:250

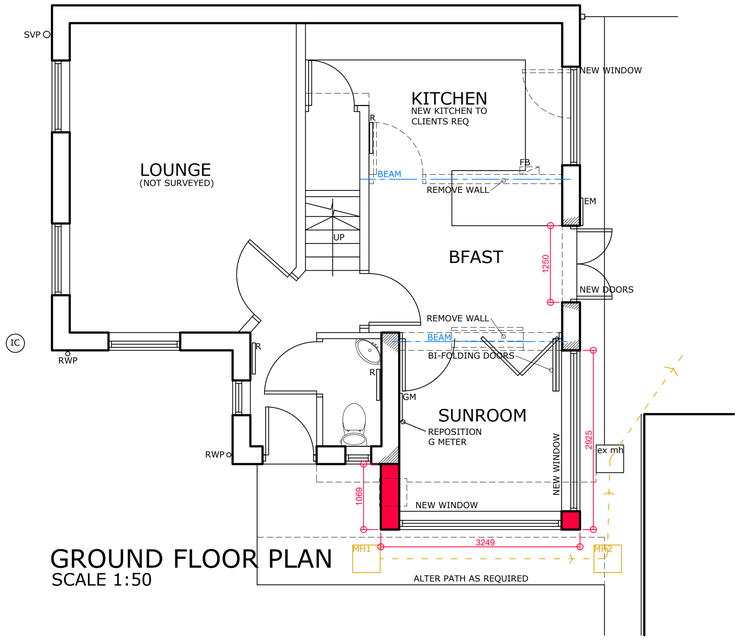

GROUND FLOOR PLAN
SCALE 1:50

NYP

Chartered Institute of Architectural Technologists
Registered Practice

1. THIS DRAWING AND THE COPYRIGHTS AND PATENTS THEREIN ARE THE PROPERTY OF NYP ARCHITECTURAL SERVICES LLP REGISTERED IN ENGLAND AND WALES No. 4631338 AND MAY BE USED OR REPRODUCED ONLY UNDER CONTRACT.

2. CONTRACTORS AND SUB-CONTRACTORS MUST CHECK AND AGREE ALL DIMENSIONS BEFORE PREPARING SHOP DRAWINGS OR COMMENCING WORK ON SITE

3. CONTRACTORS ARE RESPONSIBLE FOR INFORMING THE DESIGNER OF ANY DISCREPANCY DISCOVERED ON THIS DRAWING OR BETWEEN THIS DRAWING AND ANY OTHER RELATED DOCUMENT ISSUED UNDER THE STANDARD FORM OF CONTRACT IN RESPECT OF THE WORK.

4. WRITTEN DIMENSIONS ONLY ARE TO BE USED FROM THIS DRAWING. IF IN ANY DOUBT ASK FOR CLARIFICATION.

Notes.

registered LABC
Partner Authority Scheme

Revisions.

Date	Suffix	Description	Date	Suffix	Description

NYP ARCHITECTURAL SERVICES
The Grove, High Street, Dodworth, Barnsley, S75 3RQ. Tel: 01226 200989. E-mail : scott@nypas.co.uk / stephen@nypas.co.uk

Project. EXTENSION WORKS
34 HALL BANK, BARNSLEY, S75 1EX

Client. MR D MANN

Drawing Title. PROPOSAL DRAWING

Date. FEB 2019

Scale. AS INDICATED

Ref. 05/70

Dwg. No. 02

Rev. B

SHEET SIZE A1