OVERRUN AREAS FOOTWAY / CYCLEWAY CONSTRUCTION

25mm Surface Course
AC6 Dense Surf 100/150 to Cl. 909

100mm Binder Course
AC32 Dense Base 100/150 to Cl. 906

320mm Sub-base
Type 1 Granular Sub-base to Cl.803
(assumed CBR value of 2.5%)

PROPOSED FOOTWAY / CYCLEWAY CONSTRUCTION

25mm Surface Course
AC6 Dense Surf 100/150 to Cl. 909

55mm Binder Course
AC20 Dense Bin 100/150 Rec to Cl. 906

225mm Sub-base
Type 1 Granular Sub-base to Cl.803
(assumed CBR value of 2.5%)

FOOTWAY RESURFACING

25mm Surface Course
AC6 Dense Surf 100/150 to Cl.909

55mm Binder Course
AC20 Dense Bin 100/150 Rec to Cl. 906

Existing Sub-base to be trimmed and not to be removed.

CARRIAGEWAY RESURFACING

25mm Surface Course
AC6 Dense Surf 100/150 to Cl.909

135mm Binder Course
AC20 Dense Bin 100/150 Rec to Cl.906

Existing Sub-base to be trimmed and not to be removed

GRASSGUARD 160

600mm x 400mm x 120mm thick

25mm kiln dried sand

225mm Sub-base
Type 1 Granular Sub-base to Cl.803
(assumed CBR value of 2.5%)

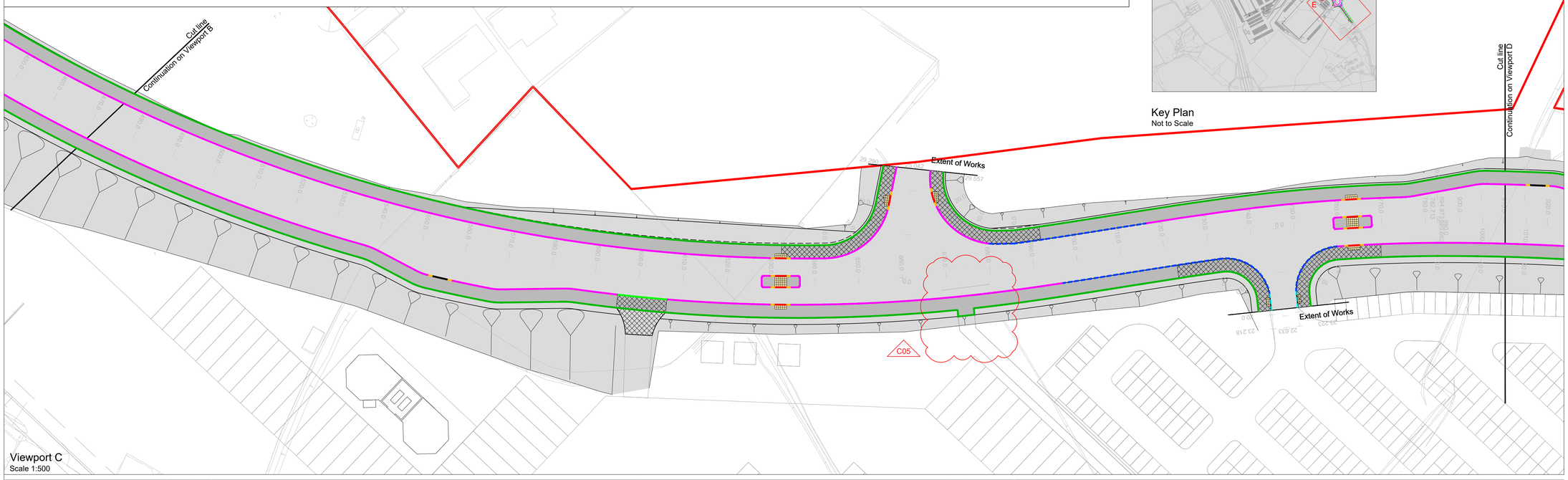

Viewport C
Scale 1:500

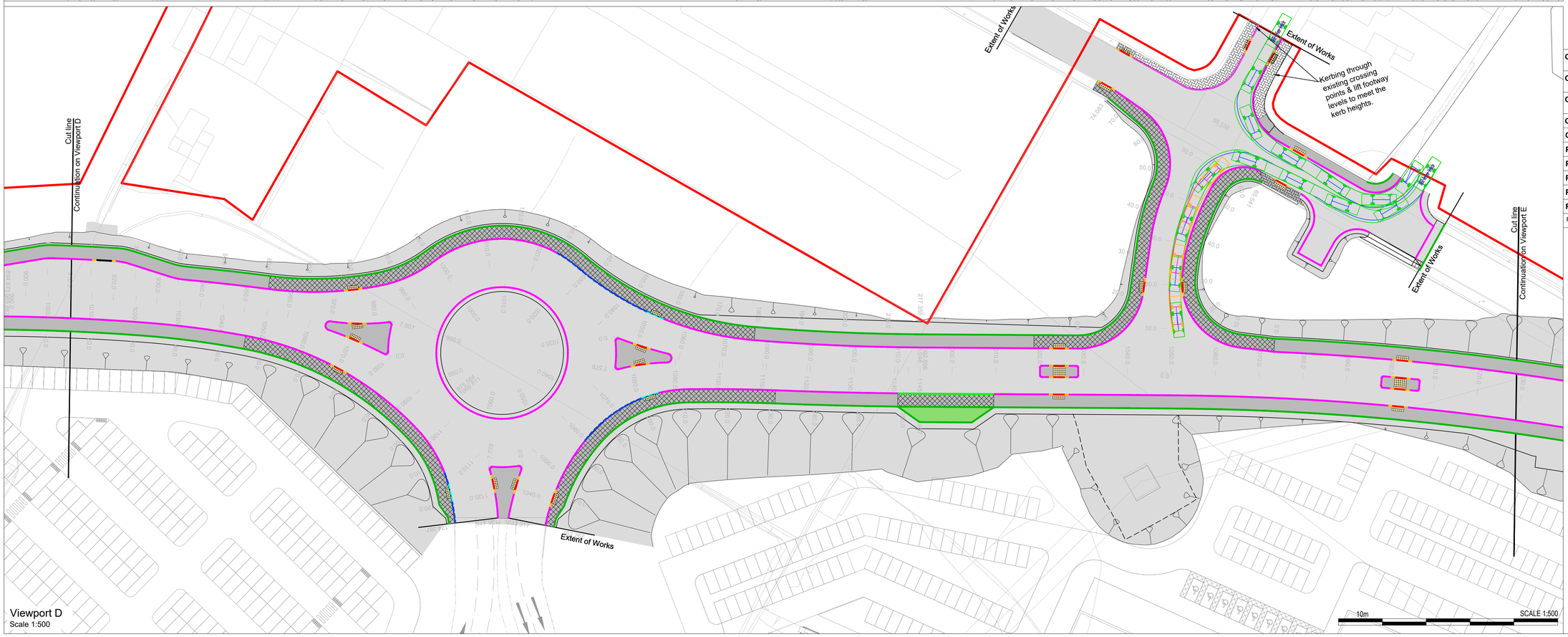

Viewport D
Scale 1:500

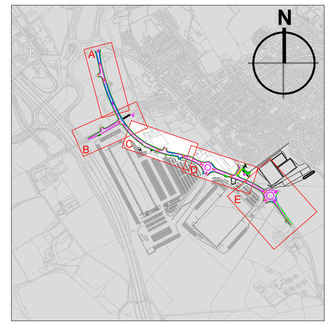

Key Plan
Not to Scale

© 2020 RPS Group

Notes

1. This drawing has been prepared in accordance with the scope of RPS's appointment with its client and is subject to the terms and conditions of that appointment. RPS accepts no liability for any use of this document other than by its client and only for the purposes for which it was prepared and provided.
2. If received electronically it is the recipients responsibility to print to correct scale. Only written dimensions should be used.
3. This drawing should be read in conjunction with all other relevant drawings and specifications.
4. Masterplan taken from PHP drawing 4400-001 Rev P25, received 15/06/2020.
5. All works to be carried out in accordance with the Specification for Highway Works, the South Yorkshire Residential Design Guide and the requirements of Barnsley Metropolitan Borough Council.
6. Refer to drawing HOYLA-RPS-SI-XX-DR-CR-1111 Rev C01 for footway and kerbing details.
   Refer to drawing HOYLA-RPS-SI-XX-DR-CR-1112 Rev C01 for bus stop and crossing details.
   Refer to drawing HOYLA-RPS-SI-XX-DR-CR-1113 Rev C01 for maintenance layby construction detail.
7. For typical sections refer to drawing number HOYLA-RPS-SI-XX-DR-CR-0651 Rev P05.

Key:

- Planning Boundary
- Extent of Highway Works
- HB2 Kerbing, 125mm upstand
- Bullnosed kerbing, 0-6mm upstand
- Dropper kerb, 0-125mm upstand
- Precast concrete footway edging
- Precast concrete splay kerb
- Chamfered kerb, 25mm upstand
- Drainage kerb, to be mini-beany by Marshall or similar approved
- Drainage kerb at pedestrian crossing
- Bus stop kerb type HB3, 155mm upstand
- Raised drainage kerb at bus stop
- Reinforced grass maintenance access construction
- Proposed footway, footway / cycleway and traffic island construction
- Proposed footway construction for overrun areas
- Footway resurfacing
- Carriageway resurfacing
- 'Blister' tactile paving, buff in colour at uncontrolled crossing. Refer to drawing HOYLA-RPS-SI-XX-DR-CR-1112 for areas of use

C05	Footpath extents adjusted to suit BMBC S278 adoption line.	ST	ANT	16.03.22
C04	Footpath extents adjusted to suit connecting footpath from plot 1	ST	ANT	15.03.22
C03	Kerbs adjusted to match Drawing HOYLA-RPS-SI-XX-DR-CR-1114	AMB	ANT	03.12.21
C02	Kerbs adjusted as per client's comments	AMB	ANT	17.08.21
C01	Construction Issue	KA	ANT	13.01.21
P05	BMBC comments received 26.11.20 incorporated	AB	ANT	01.12.20
P04	BMBC comments received 05.11.20 incorporated	AB	ANT	20.11.20
P03	BMBC comments incorporated	AB	ANT	11.11.20
P02	Sheffield Road area of works revised	AB	ANT	23.10.20
P01	First Issue	KA	LAM	21.08.20
Rev	Description	By	Ckd	Date

Sherwood House, Sherwood Avenue,
Newark, Nottinghamshire, NG24 1QQ
T: 01636 605 700 **E**: rpsnewark@rpsgroup.com

Client: newlands developments

Project: Hoyland

Title: Footways and Kerbing (Sheet 2 of 3)

RPS Project Number	Scale @ A1	Date Created
NK020040	1:500	09.07.2020
Task Team Manager	**Information Author**	**Task Information Manager**
SG	KA	LAM

Status
A5 (Approved for Construction)

Document Number: HOYLA-RPS-SI-XX-DR-CR-1102
Revision: C05

Project Code - Originator - Zone - Level - Type - Role - Drawing Number

rpsgroup.com