GENERAL NOTES:

1. DRAWINGS ARE TO BE READ IN CONJUNCTION WITH ALL RELEVANT SPECIFICATIONS, ENGINEERS, ARCHITECTS & SERVICES DRAWINGS, INCLUDING APPROVED BUILDERS WORK DRAWINGS. CONTRACTOR TO NOTIFY ENGINEER OF DISCREPANCIES BETWEEN STRUCTURAL DRAWINGS AND SPECIFICATIONS OR OTHER DRAWINGS.
2. DO NOT SCALE FROM THIS DRAWING, WORK TO DIMENSIONS OR CO-ORDINATES PROVIDED. ALL LEVELS ARE IN METRES AND ALL DIMENSIONS ARE IN MILLIMETRES, UNLESS OTHERWISE NOTED. ANY AMBIGUITIES, OMISSIONS AND ERRORS ON DRAWINGS, SHALL BE BROUGHT TO THE ENGINEERS ATTENTION IMMEDIATELY.

ATTENUATION NOTES:

1. DEPENDING ON CBR RATES, ATTENUATION TANK MAY REQUIRE 75mm CONCRETE BLINDING TO BASE.
2. ALL ACCESS COVERS AND SURROUNDS TO BE MINIMUM LOADING CLASS C250.

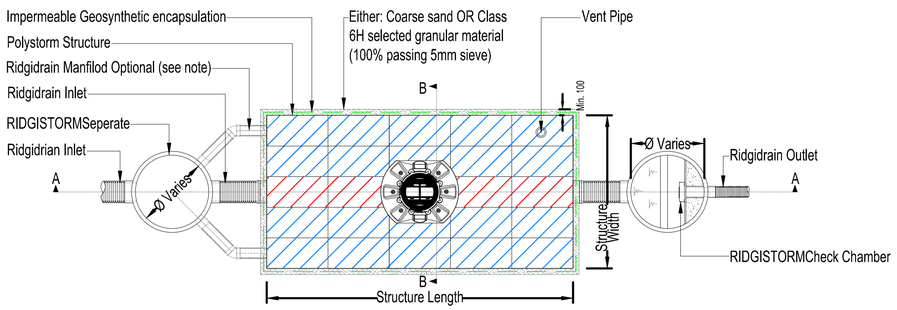


## TYPICAL ATTENUATION TANK PLAN

(Scale 1:75)

**KEY:**

- POLYSTORM (PSM1, 1A & 2 CELL)
- POLYSTORM (PSM4 CELL)

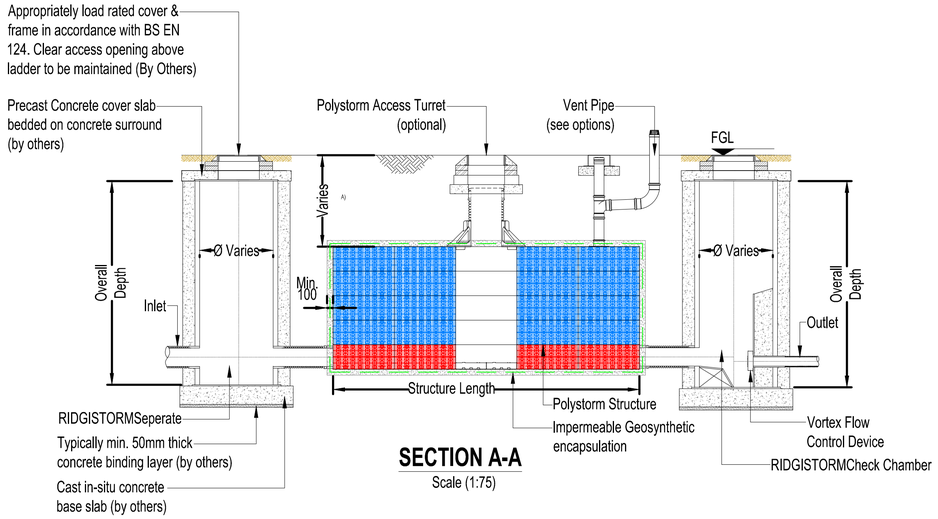


## SECTION A-A

Scale (1:75)

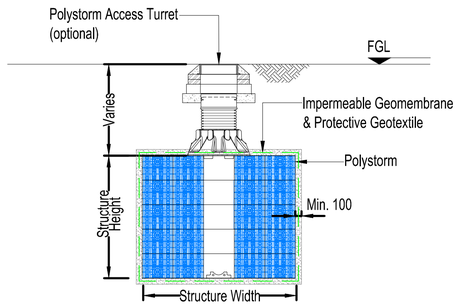


## SECTION B-B

Scale (1:75)

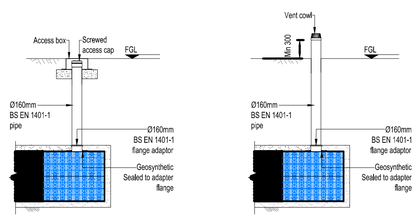


**VENTILATION SYSTEM (OPTION 1)** **VENTILATION SYSTEM (OPTION 2)**

| Stat | Purpose of Issue | Date | Auth |
|---|---|---|---|
| S2 | FOR INFORMATION | 26.03.25 | WF |

| Rev | Description | By | Date | Chk'd | Auth |
|---|---|---|---|---|---|
| P01 | FIRST ISSUE | MF | 26.03.25 | WF | WF |


LYNAS ENGINEERS

Lynas Engineers
Suite 10, Cargo Fleet Offices
Middlesbrough Road
Middlesbrough
TS6 6XH
Tel: +44 (0)1642 720280
www.lynasengineers.com


Copyright © Lynas Engineers Limited (2024)

Client

MANDALE HOMES

Project

UPPER HOYLAND, BARNSLEY

Title

TYPICAL ATTENUATION TANK DETAILS

| Sheet Size | Original Scale | Designed/Drawn | Checked | Authorised |
|---|---|---|---|---|
| A1 | NTS | MF Date 26.03.25 | WF Date 26.03.25 | WF Date 26.03.25 |

| Status | Drawing Number | Rev |
|---|---|---|
| S2 | 24047-LE-00-ZZ-DR-C-0101 | P01 |