

EXISTING FRONT ELEVATION

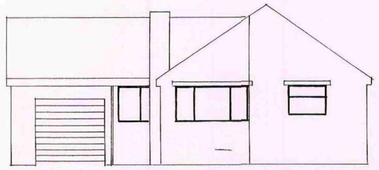

PROPOSED FRONT ELEVATION

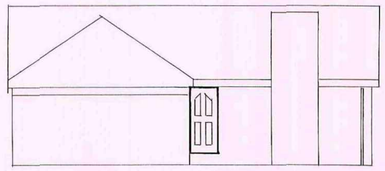

EXISTING SIDE ELEVATION

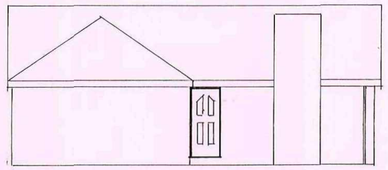

PROPOSED SIDE ELEVATION

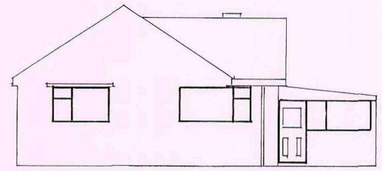

EXISTING REAR ELEVATION

ELEVATIONS SCALE 1:100

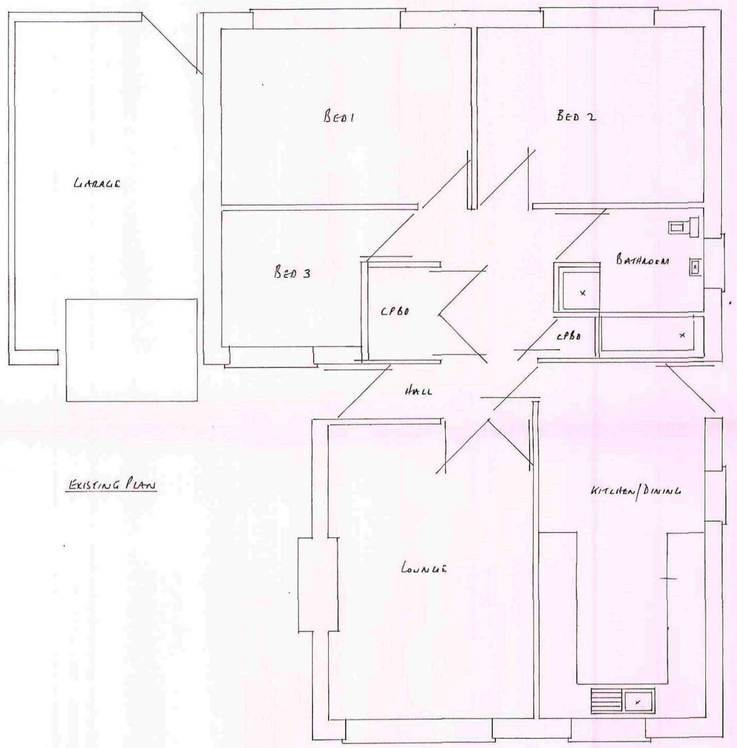

EXISTING PLAN

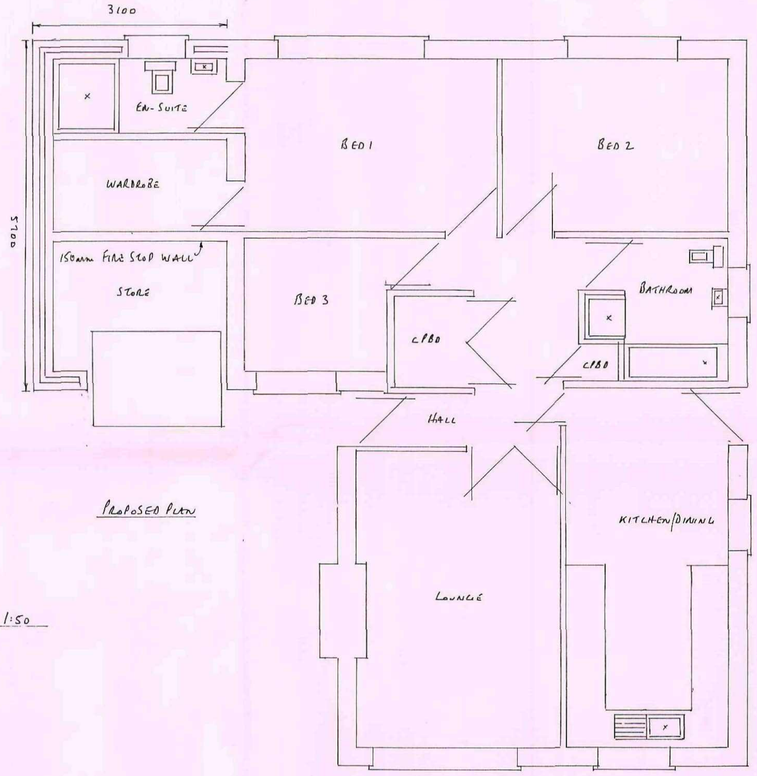

PROPOSED PLAN

PLANS SCALE 1:50

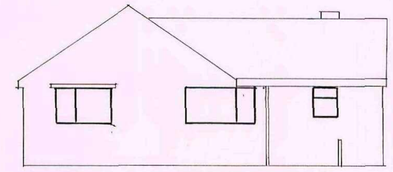

PROPOSED REAR ELEVATION

FOUNDATIONS

- 600 x 150mm STRIP DEPTH 750mm SUBJECT TO LA APPROVAL (900mm IN CLAY) - 450 x 150mm FOR FIRE WALL

WALLS

- TRENCH BLOCKS BELOW GROUND LEVEL
- BRICKWORK TO MATCH EXISTING
- 100mm LIGHTWEIGHT CONCRETE BLOCKS
- 100mm CAVITY FILLED WITH BRITHERM INSULATION
- HORIZONTAL DPC 150mm MIN ABOVE G.L. 150mm DPC TO REVEALS & REVEALS TO BE INSULATED
- C.L 90/100 LINTELS OVER OPENINGS GIVING 150mm MIN END BEARINGS & DPC ARROWS OVER WITH WEEPHOLES EVERY 900mm
- DOUBLE TRIANGLE TIES PLACED 750mm HORIZONTALLY 450mm VERTICALLY & 225mm TO REVEALS
- NEW WALLS TIED TO EXISTING WITH TOOTHINGS & SCREW IN TIES EVERY 225mm MAINTAINING A CONTINUOUS CAVITY

FLOOR TO STORE

- 150mm WELL COMPACTED HARDCORE
- 25mm SAND BLINDING UNDER 1200 GAUGE VISQUEEN DPM
- 150mm CONCRETE FINISHED WITH A STEEL TROWEL

ENSUITE FLOOR & WARDROBE

- 100mm HARDCORE
- 100mm OVERSITE FINISHED ABOVE G.L.
- 215 x 140mm AIRGRATES AT 2m CENTRES WITH DPC APRON OVER
- 150 x 50mm JOISTS SPACED AT 400mm CENTRES
- 140mm FLOORING GRADE INSULATION BETWEEN JOISTS
- 18mm T&G FLOOR BOARDING WEIGRADE TO WET AREA

ROOF

- 100 x 50mm WALLPLATE
- 150 x 50mm CEILING JOISTS AT 400mm CENTRES SUPPORTED BY FIRE WALL
- 175 x 25mm RIDGE BOARD
- 150 x 50mm RAFTERS AT 400mm CENTRES
- 1m HOLDING DOWN STRAPS EVERY 3 RAFTERS
- 1m LATERAL RESTRAINT STRAPS TO HORIZONTAL & CUT UP EVERY 1.5m WITH NOGGINS TO SUPPORT
- 200 x 25mm FASCIA
- 6mm EXTERIOR PLY SOFFIT WITH 25mm CONTINUOUS FLY PROOF MESH
- 150mm INSULATION BETWEEN JOISTS WITH 100mm LAID OVER AT 90°
- REINFORCED BITUMEN ROOFING FELT
- 38 x 25mm TILE BATTENS
- ROOF TILES TO MATCH EXISTING WITH TILE VENTS EVERY 2m.
- LOD & LEAD TO VALLEYS ON 15mm PLYWOOD & TAKEN A MIN OF 200mm UNDER TILES

DRAINS

- 100mm RWG & 65mm RWP TO MATCH & CONNECT TO EXISTING RWG
- FOUL FROM EN-SUITE TO CONNECT TO 100mm STUB STACK & GO TO NEW I.C. BUILT WITH CLASS B ENGINEERINGS ON 150mm CONC BASE
- ALL PIPES & FITTINGS TO BE SUPERSLEUE
- ALL SANITARY FITTINGS TO COMPLY TO ADH2

GENERAL

- NEW WINDOW TO MATCH EXISTING & TO HAVE TRICKLE VENTS 8000mm² TO BE PILKINGTON K GLASS WITH A 16mm AIR GAP U VALUE TO BE 1.8 & A SOFT LOW E COATING (HAVE OPENING LIGHT 5% FLOOR AREA
- SOUTHING WALL TO HAVE INSULATION 10 KG/m²
- FLOOR TO STORE TO BE 150mm BELOW EXISTING FLOOR
- EN-SUITE TO HAVE FAN EXTRACTING 15L SEC & CONTROLLED BY AN INDEPENDENT SWITCH
- DOUBLE PLASTERBOARD & SKIM TO STORE CEILING
- SMOKE ALARMS WITH BATTERY BACK UP TO CIRCULATION AREAS
- HEATING ALTERATIONS TO BE DONE BY A GAS REGISTERED FITTER & TRV'S RAD TO EXTENSION OF HEATING SYSTEM
- ALL ELECTRICAL WORK TO MEET REQUIREMENTS OF PART P ELECTRICAL SAFETY & MUST BE DESIGNED INSTALLED INSPECTED & TESTED BY A COMPETENT PERSON REGISTERED UNDER THE COMPETENT PERSON SCHEME A COPY OF THE BUILDING REGS SELF CERTIFICATE IS TO BE GIVEN TO THE LA ON COMPLETION OF THE WORK

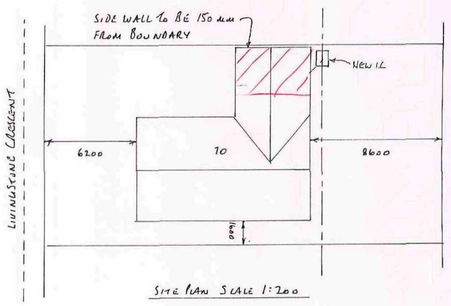

SITE PLAN SCALE 1:200

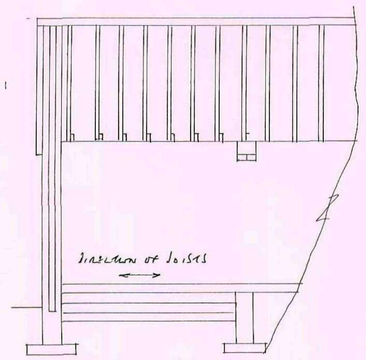

SECTION THRU A-A SCALE 1:50

PROPOSED SINGLE STOREY SIDE EXTENSION FOR:-

MR & MRS LOOK

70 LIVINGSTONE CRESCENT

MONK BRETTON BARNSLEY

Barnsley Metropolitan Borough Council
28 MAY 2009
Corporate Mail Room