



STONE 21 ELEVATIONS

- DOORS - Grey/ Anthracite
 - Styles as elevation drawings
 - Type as Gleeson specification
- WINDOWS - Grey/ Anthracite
 - Cottage style windows with horizontal glazing bar
- FASCIAS & SOFFITS - Black
- RAINWATER GOODS - Black
- BUFF BRICK Bellow DPC





Darlstone Buff Pitched

Flat Dark Grey Tile

STONE - RENDER 21 ELEVATIONS
(Rendered to front elevation only)

- DOORS - Grey/ Anthracite
 - Styles as elevation drawings
 - Type as Gleeson specification
- WINDOWS - Grey/ Anthracite
 - Cottage style windows with horizontal glazing bar
- FASCIAS & SOFFITS - Black
- RAINWATER GOODS - Black
- BUFF BRICK Bellow DPC



Darlstone Buff Pitched

Flat Dark Grey Tile



- Revision:
- A- Bricks changed from Forterra to Wienerberger JJ 22-02-23
 - B- Bricks changed from Wienerberger to Marshall Darlstone Buff pitched stone. & Terra cotta rolled tile added Flat Dark tile swapped to Rolled JS 27-07-23
 - C- Stone - Render 21 Elevation added to mix. Further details stated for Doors, Windows, Fascias/ Soffits & Rainwater goods. WS 18/09/23

Gleeson Homes -South Yorkshire
 Unit 3,
 Europa Court
 Sheffield Business Park
 Sheffield
 S9 1XE
 Tel: 0114 2898080



Scale:	1:500	@	A1
Date:	October 2022		
Drawn By:	JS		
Project:	Goldthorpe Phase 3		
Title:	Materials Matrix Plan		