

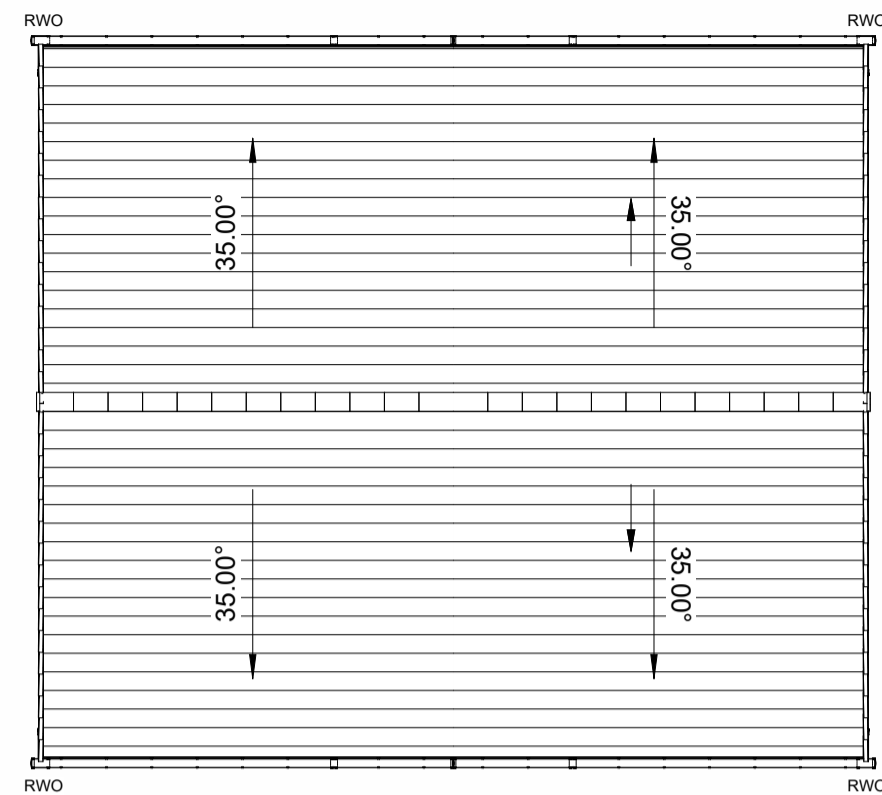
The general contractor is responsible for the verification all dimensions on site and the architect is to be informed of any discrepancy.
The status of information contained in a computer copy of this drawing shall be limited to that conveyed by the paper copy.

Design Criteria

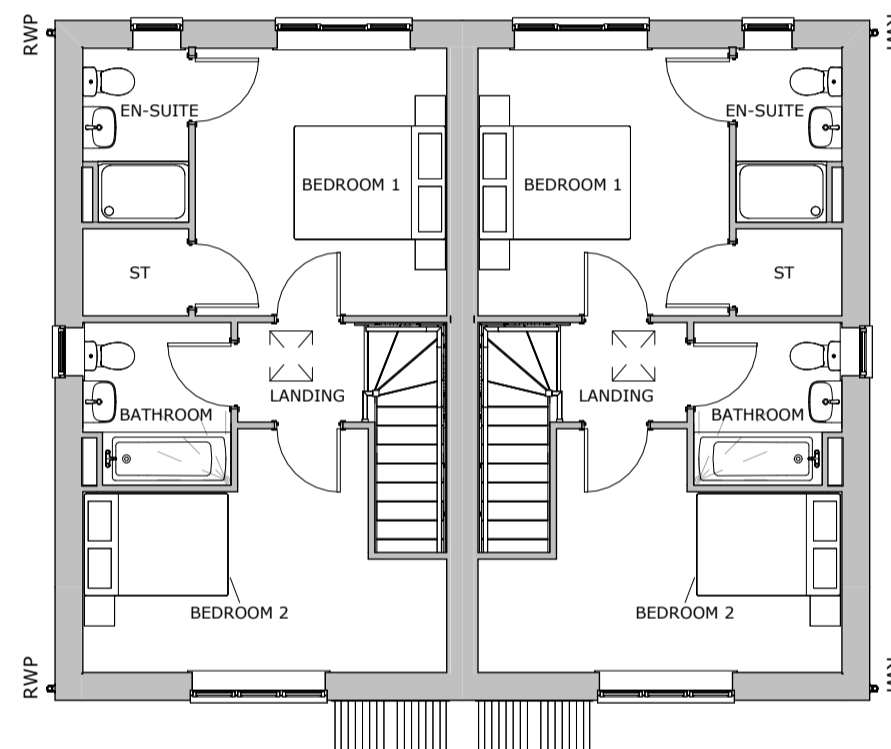
Site to comply with the following design criteria subject to confirmation of the form of construction and assessment by an external accredited assessor.

Revisions:

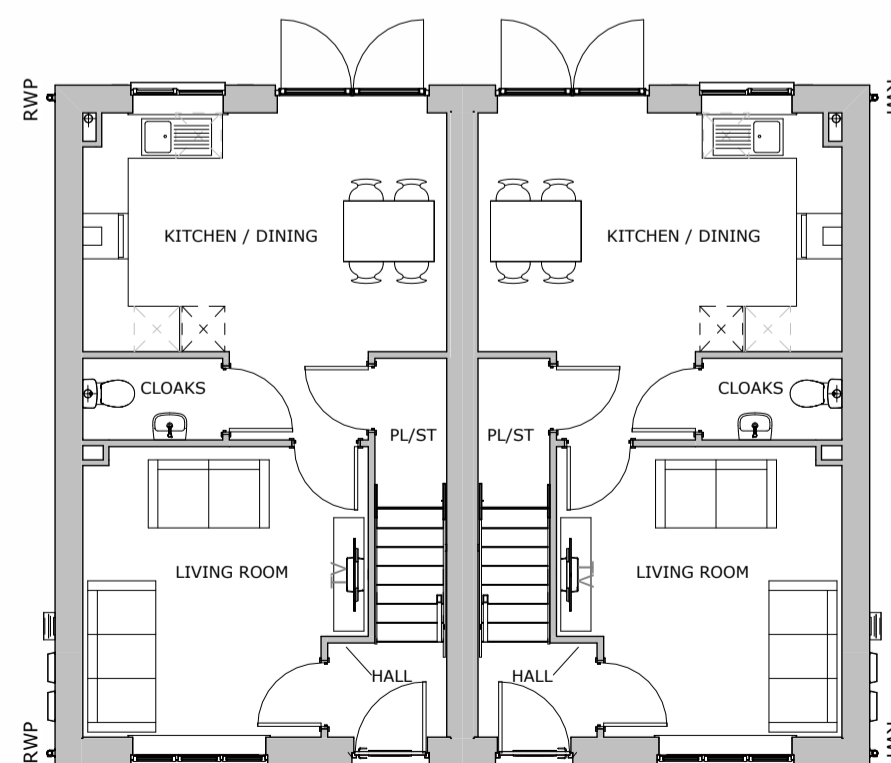
Rev	Description	Date	Issued by
P1	Initial issue.	-	SP/NG



Roof Plan
1 : 100



First Floor
1 : 100



Ground Floor
1 : 100



Front Elevation
1 : 100



Side Elevation
1 : 100



Rear Elevation
1 : 100



Side Elevation
1 : 100

Material Schedule:

- Main Body facing brickwork colour - red multi.
- Soldier Course feature brickwork detailing, heads& cills, colour - dark red.
- White UPVC window/patio door frames.
- PAS24 external door - Red (white insides).
- Black UPVC half round / polypipe gutters & square profile down pipes.
- Dark grey UPVC fascias.
- Boxed eaves detail.
- GRP door canopy design to be confirmed.
- Concrete interlocking roof tiles - dark grey.

Key:

- G. Gas Meter Box.
- E. Electric Meter Box.
- EV. Electric Vehicle Charging Point - Indicative position shown (subject to location on site plan. (DWG no. 4035-49-AWSM-XX-XX-DR-A-002).
- PV. Indicative PV zone. Position, amount and location to be determined on plot by plot basis. Subject to MEP design.
- Obscure Glazing.

Notes:
Ground levels are indicative, refer to engineers levels drawings.

Vistry Group

Scale	1 : 100 @A2
Date	Feb.2026
Drawn/Checked	SP /NG
4035.49-AWSM-XX-XX-DR-A-131	
Status	S3
Rev	P1

ACANTHUS ARCHITECTS

Plots
44&45, 177&176

HT 241+241
Semi-Detached
Shaw Lane, Carlton

S:\4035 Vistry Partnership\49 Shaw Lane, Carlton\WPCAD and Design\3D Model\Plots\131-Plots 44-45, 177-176 (241_Semi-Detached).rvt 23/02/2026 10:11:00

