











Key

-  Site Boundary
-  Drainage Features

Contours m(AOD)

-  20m - 30m
-  30m - 40m
-  40m - 50m
-  50m - 60m
-  60m - 70m
-  70m - 80m
-  80m - 90m
-  90m - 100m
-  100m - 110m
-  110m - 120m



STEP Business Centre, Wortley Rd, Sheffield, S36 2UH

CLIENT:
Peel Environmental Ltd

SCALE: 1:20,000@A3 PROJECT REF: CRM.066.004

DRAWN: MG CHECKED: PWB DATE: Jan 2015

PROJECT:
Houghton Main

TITLE:
Topographical and Drainage Plan

FIGURE NO:
CRM.066.004.D.001.A

409000
408000
407000
406000
405000
404000

439000 440000 441000 442000 443000 444000