



# ARBORICULTURAL METHOD STATEMENT

to BS 5837:2012 at:

*Land off*  
***Hoyland Common,  
Sheffield Road,  
Barnsley,  
S74 0DQ***

This document describes how the trees will be protected and managed during the development of this site. It explains how and when the protection measures must be installed and maintained throughout the development.

A copy of this document report must be permanently available on site for the duration of all development activity and should be referenced for practical guidance on how to protect the retained trees at this site.

Prepared for:  
***Barnsley Metropolitan Borough Council***

Date: *August 2023*

Reference: *AWA5530AMS*





# Contents

- 1. INTRODUCTION ..... 3**
- 2. METHOD STATEMENT TIMELINE..... 4**
- 3. TREE MANAGEMENT..... 8**
- 4. TREE PROTECTION..... 8**
- 5. WORKS CLOSE TO RETAINED TREES ..... 10**
- 6. SIGNATURE ..... 12**
  
- APPENDIX 1: IMAGES AND FIGURES ..... 13**
- APPENDIX 2: RELEVANT CONTACT DETAILS ..... 16**
- APPENDIX 3: RECORD OF ARBORICULTURAL SUPERVISION..... 17**
- APPENDIX 4: TREE DATA AND WORKS SCHEDULE ..... 18**
- APPENDIX 5: TREE PROTECTION PLAN..... 19**

## 1. Introduction

### 1.1 Instruction

1.1.1 We were instructed by Barnsley Metropolitan Borough Council to prepare an arboricultural method statement for the proposed development at: Hoyland Common, Barnsley.

### 1.2 Purpose

1.2.1 This method statement has been prepared in order to demonstrate that the development operations at this site can be undertaken with minimal risk of adverse impact on the trees to be retained.

1.2.2 This method statement conforms to BS 5837:2012 *Trees in relation to design, demolition and construction - Recommendations*. It is based on the arboricultural data, collected at a site visit during July 2023, detailed within Appendix 4 of this report.

### 1.3 Description of Development

1.3.1 It is proposed to build a new sports facility with associated access, parking, landscaping and facilities. The proposed development layout has been provided by my client and is the basis for the Tree Protection Plan at Appendix 5.

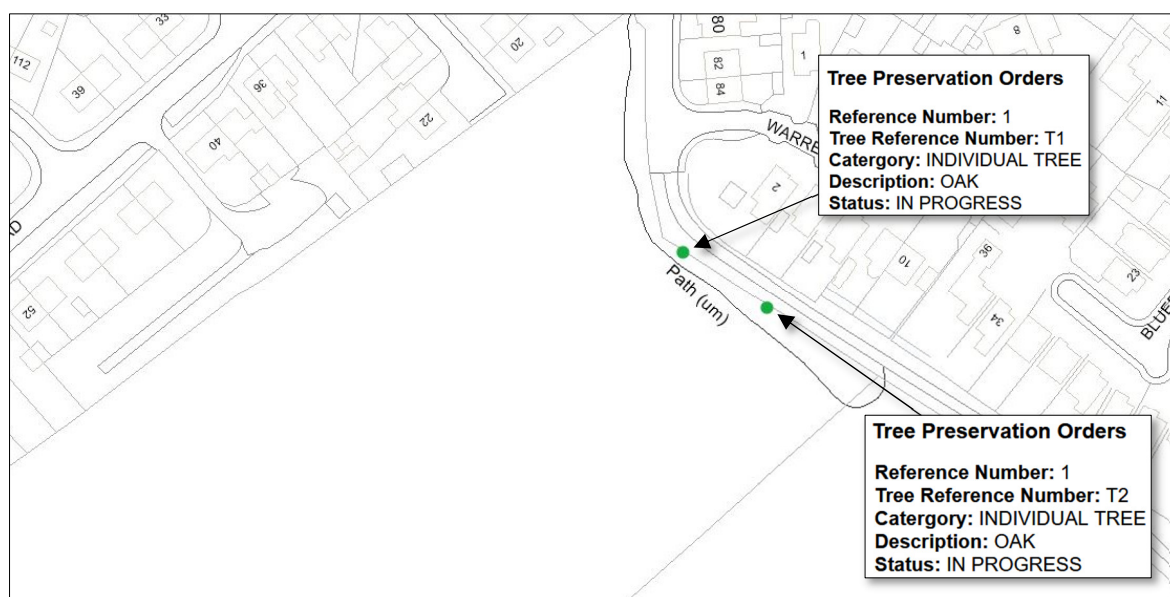
### 1.4 Details of Consent

1.4.1 Planning consent is subject to this method statement being agreed upon in advance by the Local Planning Authority. The contents of this report must be adhered to, before, during, and after the construction phase.

1.4.2 As such, no equipment, machinery or materials shall be brought onto the site in connection with the development until this arboricultural method statement detailing tree management and tree protection measures has been submitted to and approved by the Local Planning Authority.

## 1.5 Legal

- 1.5.1 The following advice is for guidance purposes only. Some trees are protected by legislation, and it is essential that the legal status of trees is established prior to carrying out works to them. Unauthorised work to protected trees could lead to prosecution, resulting in enforcement action such as fines or a criminal record. Tree Preservation Orders, Conservation Areas, Planning Conditions, Felling Licences or Restrictive Covenants legally protect many trees in the UK.
- 1.5.2 An online search was undertaken with Barnsley Metropolitan Borough Council on 12/07/23 to check whether any trees at the site are protected by a Tree Preservation Order or are located within a Conservation Area. Two trees adjacent to the site are protected by Tree Preservation Order, and as such are legally protected. The site is not within a Conservation Area.
- 1.5.3 The accessed map image from the Barnsley Metropolitan Borough Council website is detailed below:



- 1.5.4 Before carrying out any works to protected trees the permission of the local planning authority is required. There are large potential penalties for illegally carrying out work to protected trees. Statutory permission is not required for the removal of deadwood.
- 1.5.5 The Multi-Agency Geographical Information for the Countryside (MAGIC) website was used to search for areas of ancient woodlands listed on the Ancient Woodland (DEFRA 2021), and a check for catalogued Ancient and Veteran trees using the woodland trust ancient tree inventory (ATI) (Woodland Trust 2021).

- 1.5.6 It was confirmed that there are no designated ancient woodlands or veteran or ancient trees within the survey area.
- 1.5.7 Trees provide a wide range of habitats for many species, some of which are legally protected such as bats, nesting birds, badgers and dormice. It is essential that appropriate care is taken to ensure that this legislation is not contravened.
- 1.5.8 When appointing a tree surgeon, only properly qualified and experienced companies should be used, who have adequate Public Liability and Employer's Liability Insurance.
- 1.5.9 All tree work should be carried out according to British Standard 3998:2010 Tree Work - Recommendations.

## 2. Method Statement Timeline

### 2.1 Overview of Sequence of Operations

2.1.1 In overview, it is necessary to undertake the following sequence of operations in relation to arboricultural input for development operations.

- 1 Method statement approved by the LPA.
- 2 Undertake tree removals and pruning works.
- 3 Install tree protection fencing.
- 4 Pre commencement meeting/ confirm fencing is as specified.
- 5 Construct new development.
- 6 Remove tree protection fencing.

### 2.2 Specific Sequence of Operations

2.2.1 The following timeline table informs the key principles for development operations proceeding in relation to arboricultural requirements conditioned as part of this method statement.

2.2.2 The actions and timescales within this table must be adhered to in order to discharge the arboricultural method statement planning condition for this site.

2.2.3 The precise timing and order of some of the development operations may need to be changed due to site specific operational requirements, yet any operations that may affect the trees on the site must be done so under arboricultural supervision by a suitably qualified person appointed by the contractor.

<b>Sequence of Operations</b>		
<b>Stages</b>	<b>Action</b>	<b>Arboricultural Input</b>
<b>1 Approval</b>	This AMS is submitted to and approved in writing by the LPA.	If necessary, liaise with contractor and LPA to discuss methodologies detailed.
<b>2 Tree Works</b>	Tree removals shall be carried out as the first operation on site, in accordance with Appendix 4 and as detailed in section 3.1.	Review the tree work requirements with the tree contractor. If necessary, liaise with the contractor on site during tree works.
<b>3 Tree Protection</b>	Installation of the tree protection fencing will take place as shown at Appendix 5, prior to any storage of plant, materials and machinery.	If necessary, liaise with the contractor installing the tree protection fencing until completed to the standard specified in this method statement.
<b>4 Site Meeting</b>	Following installation of tree protection fencing, the LPA shall be invited to inspect the fencing and tree works and discuss any other site operations that have implications for trees.	Meeting with a representative of the LPA and the site manager. Alternatively, contractor can confirm the protection fencing, and tree works are as specified by taking photographs.
<b>5 Construction</b>	Undertake the construction of the new development.	If necessary, liaise with the local authority and the site foreman to ensure any issues are adequately resolved.
<b>6 Site Finishing</b>	Removal of tree protection fencing must only be undertaken when all site traffic and machinery has left the site.	If acceptable to the LPA, the contractor can take photographs of the site to give to the LPA to gain approval for the removal of the tree protection fencing.

## 3. Tree Management

### 3.1 Tree Works

- 3.1.1 Tree group G23 requires partial removal to facilitate the development (as detailed at Appendix 4).
- 3.1.2 T9 is recommended for removal regardless of the development.
- 3.1.3 The tree group requiring removal is detailed in red on the Tree Protection Plan at Appendix 5 and are detailed in the Tree Data and Works Schedule at Appendix 4.
- 3.1.4 All tree work should be carried out according to British Standard 3998:2010 Tree Work - Recommendations.
- 3.1.5 When appointing a tree surgeon, only properly qualified and experienced companies should be used, who have adequate Public Liability and Employer's Liability Insurance.

## 4. Tree Protection

### 4.1 Tree Protection Fencing

- 4.1.1 The tree protection fencing for this site should be located as shown on the Tree Protection Plan at Appendix 5 (as illustrated with a thick purple line).
- 4.1.2 The tree protection fencing will be appropriate to the degree and proximity of likely construction works. In this instance, the default BS 5837:2012 tree protection fencing is deemed disproportionate. It is suggested (if acceptable by the LPA) an adequate level of protection for the trees could be provided by 'Heras' type fencing, of welded mesh panels on rubber or concrete feet (see Figures 1 and 2 at Appendix 1 for examples).
- 4.1.3 The precise fencing location may need to be slightly adjusted on site due to local site conditions but is not expected to differ from that shown on the Tree Protection Plan. The final fencing position must be agreed

on by the LPA before the commencement of any site works.

- 4.1.4 The tree protection fencing details should be incorporated into relevant subsequent plans, method statements used for design purposes and construction drawings issued for use on site, to ensure that all interested parties are fully aware of the areas in which access and works may and may not take place.
- 4.1.5 The fencing should be joined together using a minimum of two anti-tamper couplers, installed so that they can only be removed from inside the fence (see Figure 3 Appendix 1 for an example). The fencing panels should be supported on the inner side by stabilizer struts, which should normally be attached to a base plate secured with ground pins or mounted on a block tray (see Figure 2 Appendix 1 for an example).
- 4.1.6 The area enclosed by the fencing is referred to as the Construction Exclusion Zone (CEZ); this area should be considered a restricted area. No pedestrians, vehicles, storage of materials, equipment or machinery should be allowed within the CEZ unless specified in this method statement. The site manager must ensure that all personnel are aware of the restrictions that apply to the fenced-off area.
- 4.1.7 Once the fencing is erected, waterproof warning signs labelled 'Tree Protection Area' should be placed at 3m intervals to ensure that all personnel are aware of the restrictions that apply to the fenced-off area (see Figures 4 and 5 at Appendix 1 for example signs).
- 4.1.8 The tree protection fencing should be inspected for faults or damage by the site manager or other responsible named person on a regular basis and a written record kept. Any faults or defects should be repaired or replaced as soon as is reasonably practicable. The Tree Protection Fencing shall not be removed, breached or altered without prior written authorisation from the local planning authority and under arboricultural supervision by a suitable named responsible individual appointed by the site manager.

## 5. Works Close to Retained Trees

### 5.1 New Hard Surfaces

- 5.1.1 New hard surfaces in the form of an entrance road is proposed within the RPA of the retained tree T1.
- 5.1.2 The encroachment is very minor and as such, works within the RPA should not adversely impact on the health or future condition of the trees provided care is taken during construction.
- 5.1.3 The design and construction of the hard surfaces needs to be sensitive to the requirements of tree roots, substantial enough to withstand the expected levels of traffic and practicable in terms of ease of fabrication.
- 5.1.4 The finished surface must be porous in order to allow air and water to reach the tree roots, whilst at the same time being able to withstand the load applied. Toxic substances which could leach into the ground must be avoided. Severance of roots and soil compaction should be avoided. Any minor excavations in these areas to remove the existing surface vegetation/turf layer must be done so using hand tools only and under arboricultural supervision.
- 5.1.5 We are not qualified to recommend any particular construction method in terms of durability or structural integrity and any proposed construction method should be approved by a qualified structural engineer prior to implementation.
- 5.1.6 Appropriate sub-base options for new hard surfacing include three-dimensional cellular confinement system, such as those provided by Geosynthetics Limited (<http://www.geosyn.co.uk>).

### 5.2 Drainage and Utilities

- 5.2.1 New drainage and underground utilities are to be positioned outside of the RPAs of retained trees, and above ground utilities will be routed away from areas where they are likely to interfere with the retained trees' crowns.
- 5.2.2 NJUG 10: Guidelines for the Planning, Installation and Maintenance of

Utility Services in Proximity to Trees should be considered when installing services.

### **5.3 Additional Precautions**

- 5.3.1 Allowance should be made for operations outside of the CEZ that could indirectly impact on trees. Including space for site huts, temporary toilet facilities (including their drainage) and other temporary structures; and space for storing (whether temporary or long-term) materials.
- 5.3.2 Care must be taken to prevent contamination with chemical spillages, including petrol, diesel and oils. Cement mixers and any other toxic materials should not be permitted within the RPA of the trees. Any materials whose accidental spillage would cause damage to a tree should be stored and handled well away from the outer edge of its RPA.
- 5.3.3 Fires on the site should be avoided if possible. Where they are unavoidable, and approved by the Local environmental health authority, they should not be lit in a position where heat could affect foliage or branches. The potential size of a fire and the wind direction should be considered when determining its location, and it should be attended always until safe enough to leave.

### **5.4 Post Construction Landscaping**

- 5.4.1 Many of the trees on site may be subject to some form of landscaping or seeding beneath their canopies after the development phase. At this stage the protective fencing will have been removed and the property may be occupied.
- 5.4.2 Landscaping works should be carried out in such a way as to avoid ground level changes or deep digging. Tractor mounted rotovation or other mechanised cultivation methods must not be used.
- 5.4.3 No heavy machinery should be brought into the vicinity of retained trees.
- 5.4.4 Herbicides should be appropriate for the purpose and should not be used in such a way as to damage any retained trees or vegetation.

## 6. Signature

I trust this report provides all the required information.

Signed



.....

**Adam Winson**  
*Chartered Arboriculturist, MSc, BSc (Hons), MICFor, AIEEM*

**4<sup>th</sup> August 2023**

**AWA Tree Consultants Limited**  
**Union Forge**  
**27 Mowbray Street**  
**Sheffield**  
**S3 8EN**

[www.awatrees.com](http://www.awatrees.com)

## Appendix 1: Images and Figures

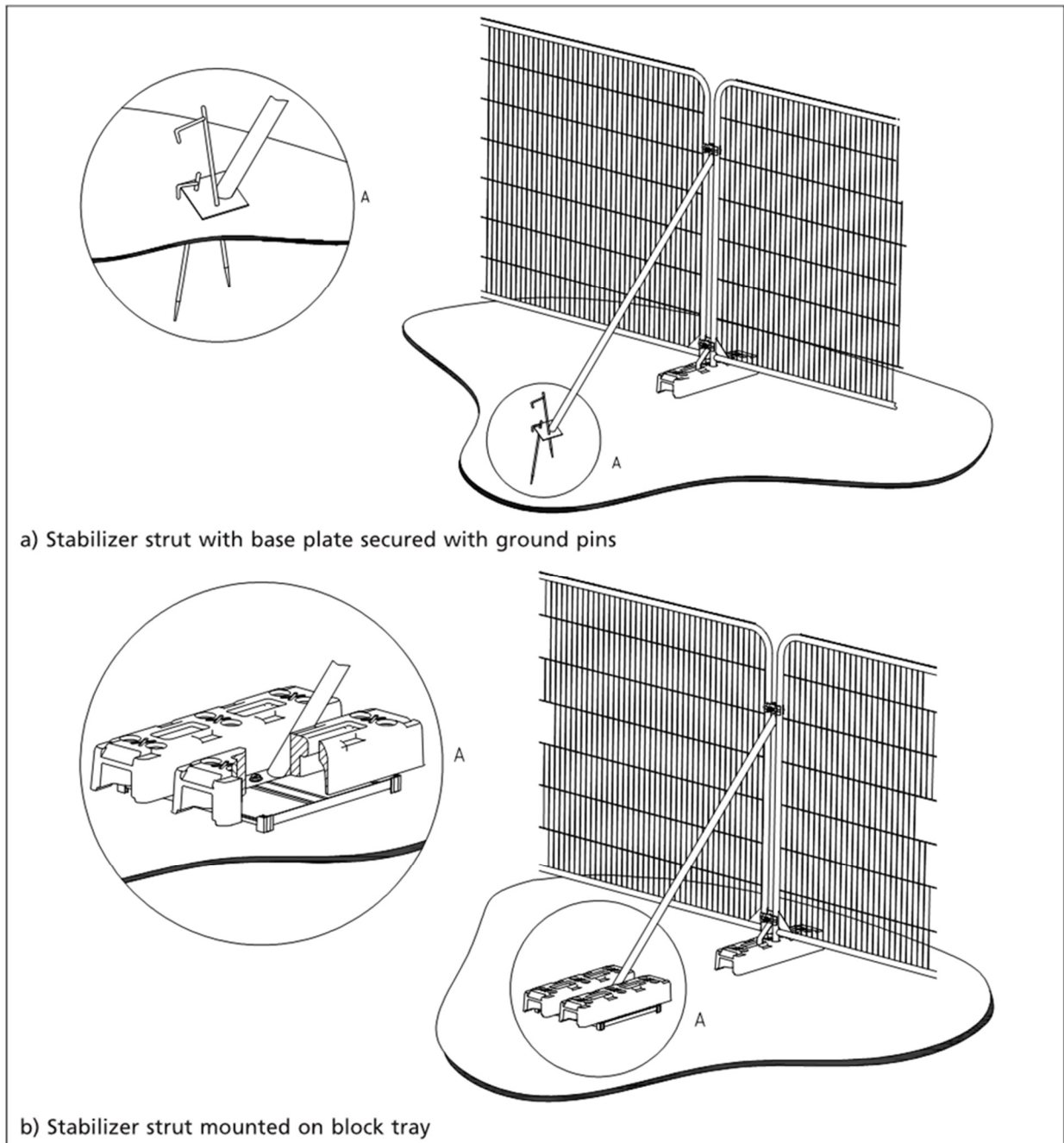


Figure 1: Secured 'Heras' type fencing with stabilizing system and fixed central pins (©BSI)



Figure 2: Secured 'Heras' type fencing with stabilizing system and anti-tamper couplers



Figure 3: Anti-tamper couplers to secure fencing and avoid unauthorised access



Figure 4: Warning sign for fencing



Figure 5: Example of A3 correx tree protection warning sign fixed to fencing panel

## Appendix 2: Relevant Contact Details

Contact Name	Organisation/ Details	Contact Number	Contact E-mail
Ben Taylor	Barnsley MBC	07919 917 706	bentaylor@barnsley.gov.uk
Adam Winson	AWA Tree Consultants Ltd	0114 272 1124	adam@awatrees.com
Edward Jowett	Barnsley Tree Officer Development Management	01226 772557	EdwardJowett@barnsley.gov.uk

## Appendix 3: Record of Arboricultural Supervision

<b>Required Site Visits</b>	
<b>Name of Site Inspector/ Arboricultural Consultant</b>	
<b>Supervision Stages</b>	<b>Comments/ Required Actions</b>
<b>Site visit 1:</b> Inspect the tree protective fencing prior to any development works. Confirm tree protection completed to the standard specified in this method statement.	<i>Signed and Dated</i>
<b>Site visit 2:</b> Supervision of contractors during construction hard-surfaces within RPA of retained trees.	<i>Signed and Dated</i>
<b>Site visits - Monthly:</b> Supervise any other sensitive operations, if required, as they arise in relation to trees.	<i>Signed and Dated</i>
<b>Additional Comments/ Required Actions:</b>	
<i>Signed and dated:</i>	

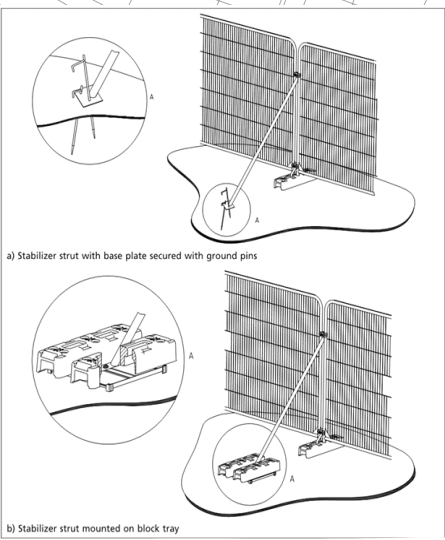
Tree ID	Tree Species		Maturity	Measurements				Crown (m)				Tree Condition				Value		Management				
	Common Name	Latin Name		Height (m)	Stems	Stem Diameter (mm)	Estimated	Crown height	N	E	S	W	Roots	Stem	Crown	Comments	Physiological	Structural	Life Expectancy	Amenity	Category	Works
T1	Lime	<i>Tilia sp.</i>	Early-mature	12	6	200	Yes	2	5	5	4	5	Limited access around base	Multiple stemmed at base. Vertical. Epicormic growths. Old pruning wounds. Tight union. Partially included bark	Old pruning wounds. Minor deadwood	Adjacent	Good	Good	>40 yrs	Moderate	B	No works required
T2	Elder	<i>Sambucus nigra</i>	Early-mature	4	6	120	Yes	2	2.5	2.5	2.5	2.5	Limited access around base	Multiple stemmed at base. Vertical. Tight union. Partially included bark	Moderate dieback. Minor deadwood. Snapped /hanging branches	Adjacent	Fair	Fair	20 to 40 yrs	Low	C	No works required
G3	Hawthorn	<i>Crataegus monogyna</i>	Semi-mature	4.5	6	200	Yes	0	See Plan				Hawthorn boundary group.				Fair	Fair	20 to 40 yrs	Low	C	No works required
T4	Ash	<i>Fraxinus excelsior</i>	Semi-mature	3	1	100	Yes	1	1.5	1.5	2	1.5	Limited access around base	Single stemmed. Vertical	Minor dieback. Minor deadwood	Adjacent	Good	Good	20 to 40 yrs	Low	C	No works required
T5	Ash	<i>Fraxinus excelsior</i>	Semi-mature	3	1	200	Yes	1	1.5	1.5	2	1.5	Limited access around base	Single stemmed. Vertical	Minor dieback. Minor deadwood	Adjacent	Good	Good	20 to 40 yrs	Low	C	No works required

Tree ID	Tree Species		Maturity	Measurements				Crown (m)				Tree Condition				Physiological	Structural	Life Expectancy	Value		Management	
	Common Name	Latin Name		Height (m)	Stems	Stem Diameter (mm)	Estimated	Crown height	N	E	S	W	Roots	Stem	Crown				Comments	Amenity		Category
G6	Cypress	<i>Cypress sp.</i>	Semi-mature	5	6	100	Yes	1	See Plan				Cypress boundary group.				Fair	Fair	20 to 40 yrs	Low	C	No works required
T7	Sycamore	<i>Acer pseudoplatanus</i>	Early-mature	11	4	200, 200, 130, 130	Yes	1	4	3	4	3	Limited access around base	Multiple stemmed. Vertical. Tight union. Partially included bark	Old pruning wounds. Minor deadwood	Adjacent	Good	Good	>40 yrs	Moderate	C	No works required
G8	Hawthorn	<i>Crataegus monogyna</i>	Semi-mature	4	6	70	Yes	0	See Plan				Hawthorn boundary hedgerow				Fair	Fair	20 to 40 yrs	Low	C	No works required
T9	Sycamore	<i>Acer pseudoplatanus</i>	Early-mature	11	1	360	No	2.5	4	4	4	3	Soil compaction	Single stemmed. Vertical. Bark damage. Mower damage. Major cavity	50% dead / absent. Small / sparse. Low vigour. Moderate dieback. Moderate deadwood	Stand alone tree situated within centre of path. Dead ivy on stem and hollow cavity to the south. Lots of moderate deadwood in the crown with dead branches.	Poor	Poor	<10 yrs	Low	U	Removal recommended regardless of development
T10	Sycamore	<i>Acer pseudoplatanus</i>	Early-mature	10	4	140, 220, 220, 200	Yes	1	3	3	3	3	Limited access around base	Multiple stemmed at base. Vertical. Tight union. Partially included bark	Minor dieback. Minor deadwood	Adjacent	Good	Good	>40 yrs	Low	C	No works required

Tree ID	Tree Species		Maturity	Measurements				Crown (m)				Tree Condition				Value		Management				
	Common Name	Latin Name		Height (m)	Stems	Stem Diameter (mm)	Estimated	Crown height	N	E	S	W	Roots	Stem	Crown	Comments	Physiological	Structural	Life Expectancy	Amenity	Category	Works
G11	Hawthorn	<i>Acer pseudoplatanus</i>	Semi-mature	2	6	70	Yes	0	See Plan				Linear boundary hedgerow.				Fair	Fair	20 to 40 yrs	Low	C	No works required
T12	Whitebeam	<i>Sorbus aria</i>	Semi-mature	2.5	6	40	Yes	1	1	1	1	1	Limited access around base	Multiple stemmed at base. Vertical	Normal	In adjacent property.	Good	Good	>40 yrs	Low	C	No works required
G13	Hawthorn, Hazel, Elder, Holly.	<i>Crataegus sp.</i> <i>Corylus sp.</i> <i>Sambucus sp.</i> <i>Ilex sp.</i>	Semi-mature	2	6	70	Yes	0	See Plan				Mixed species linear hedgerow.				Fair	Fair	20 to 40 yrs	Low	C	No works required
T14	Ash	<i>Fraxinus excelsior</i>	Semi-mature	8	1	120	Yes	2	1.5	1	1.5	1	Limited access around base	Single stemmed. Vertical	Normal	In adjacent property	Good	Good	20 to 40 yrs	Low	C	No works required
T15	Birch	<i>Betula pendula</i>	Early-mature	13	2	300, 220	Yes	2	3	3	3	3	Limited access around base	Twin stemmed at base. Vertical. Stubs. Old pruning wounds	Old pruning wounds. Minor dieback		Fair	Good	20 to 40 yrs	Low	C	No works required
T16	Hawthorn	<i>Crataegus monogyna</i>	Semi-mature	6	6	70	Yes	1	1	1	1	1	Limited access around base	Multiple stemmed at base. Vertical. Old pruning wounds	Minor dieback. Minor deadwood		Fair	Fair	20 to 40 yrs	Low	C	No works required

Tree ID	Tree Species		Maturity	Measurements				Crown (m)				Tree Condition				Physiological	Structural	Life Expectancy	Value		Management	
	Common Name	Latin Name		Height (m)	Stems	Stem Diameter (mm)	Estimated	Crown height	N	E	S	W	Roots	Stem	Crown				Comments	Amenity		Category
T17	Oak	<i>Quercus sp.</i>	Early-mature	4	1	450	Yes	0.5	2	2	2	2	Limited access around base	Single stemmed. Vertical. Old pruning wounds	Old pruning wounds. Small / sparse	Recently heavily topped. Small epicormic growths.	Fair	Fair	>40 yrs	Low	C	No works required
T18	Oak	<i>Quercus sp.</i>	Mature	16	1	600	Yes	2.5	6.5	8	8	6	Limited access around base	Single stemmed. Vertical. Old pruning wounds. Stubs. Ivy covered	Old pruning wounds. Minor deadwood	Crown lifted and pruned to clear road and houses	Good	Good	>40 yrs	High	A	No works required
G19	Hawthorn	<i>Crataegus monogyna</i>	Semi-mature	2	6	70	Yes	0	See Plan				Hawthorn boundary hedgerow .				Fair	Fair	20 to 40 yrs	Low	C	No works required
T20	Sycamore	<i>Acer pseudoplatanus</i>	Early-mature	12	10	200	Yes	0.5	3	4	3	4	Limited access around base	Multiple stemmed at base. Vertical. at base. Tight union. Partially included bark	Minor dieback. Minor deadwood		Good	Good	>40 yrs	Low	C	No works required
T21	Pear	<i>Pyrus communis</i>	Early-mature	6	3	100, 100, 100	Yes	2	1	1	1	1	Limited access around base	Multiple stemmed at base. Vertical. at base. Tight union. Partially included bark	Minor dieback. Minor deadwood		Good	Fair	20 to 40 yrs	Low	C	No works required
G22	Hawthorn, Elder	<i>Crataegus sp. Sambucus sp.</i>	Semi-mature	4	6	100	Yes	0	See Plan				Hawthorn boundary hedgerow.				Fair	Fair	20 to 40 yrs	Low	C	No works required

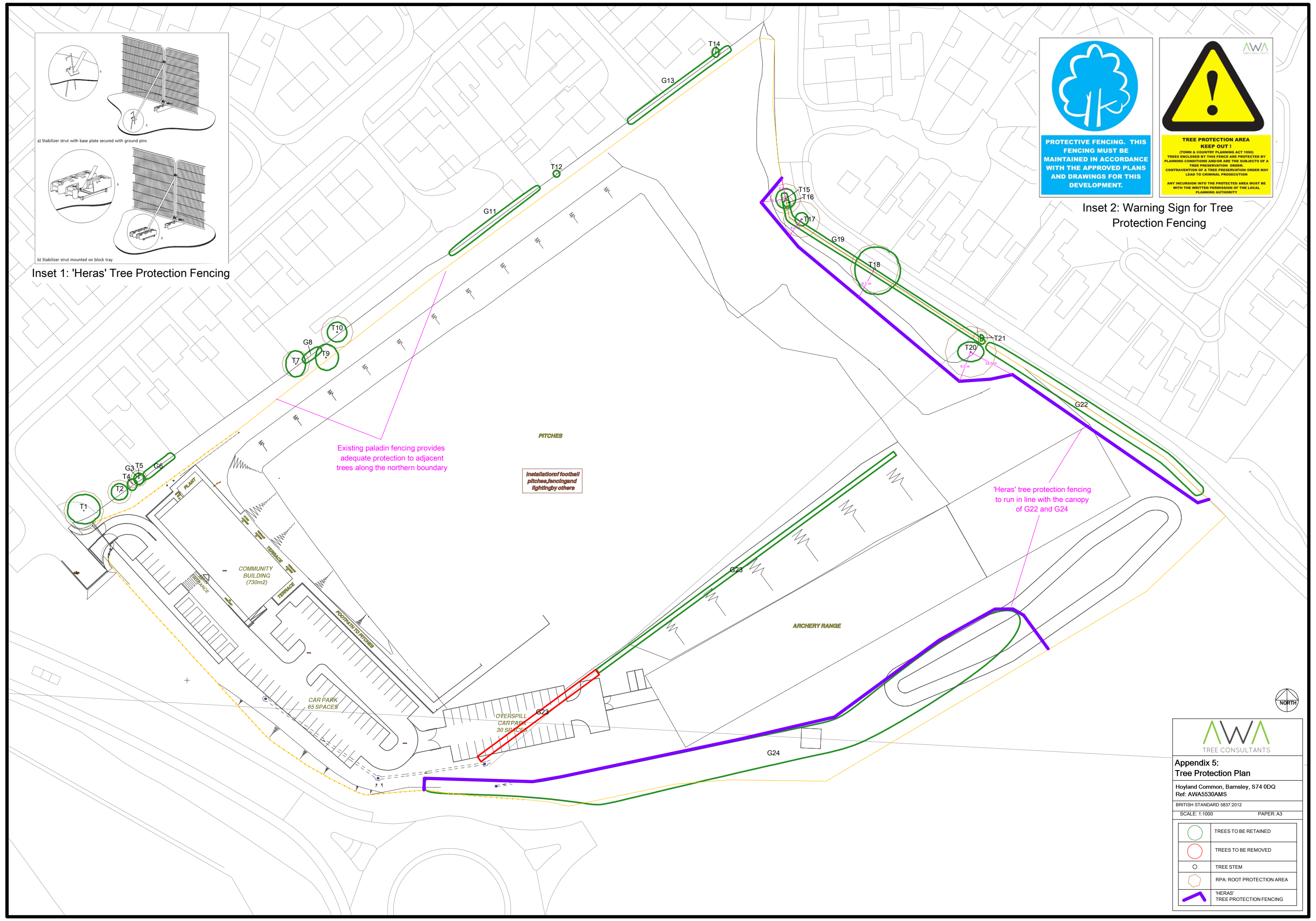
Tree ID	Tree Species		Maturity	Measurements				Crown (m)				Tree Condition				Value		Management				
	Common Name	Latin Name		Height (m)	Stems	Stem Diameter (mm)	Estimated	Crown height	N	E	S	W	Roots	Stem	Crown	Comments	Physiological	Structural	Life Expectancy	Amenity	Category	Works
G23	Hawthorn, Rowan, Elm, Viburnum	<i>Crataegus sp.</i> <i>Sorbus sp.</i> <i>Ulmus sp.</i> <i>Viburnum sp.</i>	Semi-mature	1	6	100	Yes	0	See Plan				Linear group of mixed species saplings, Hawthorn, Rowan, Elm, Viburnum. Some trees dead within group.				Fair	Fair	20 to 40 yrs	Low	C	Partial removal required to facilitate the development - Remove southern section (see Appendix 5). Saplings with reasonable future prospects could be translocated to another area of the site
G24	Hawthorn, Rowan, Elm, Viburnum	<i>Crataegus sp.</i> <i>Sorbus sp.</i> <i>Ulmus sp.</i> <i>Viburnum sp.</i>	Semi-mature	1	6	100	Yes	0	See Plan				Linear group of mixed species saplings. Some failed trees within group.				Fair	Fair	20 to 40 yrs	Low	C	No works required



Inset 1: 'Heras' Tree Protection Fencing



Inset 2: Warning Sign for Tree Protection Fencing



**AWA**  
TREE CONSULTANTS

**Appendix 5:  
Tree Protection Plan**

Hoyland Common, Barnsley, S74 0DQ  
Ref: AWA5530AMS

BRITISH STANDARD 5837:2012  
SCALE: 1:1000 PAPER: A3

	TREES TO BE RETAINED
	TREES TO BE REMOVED
	TREE STEM
	RPA: ROOT PROTECTION AREA
	'HERAS' TREE PROTECTION FENCING