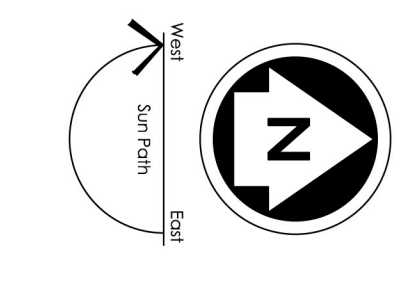
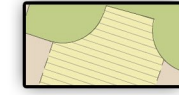








# Church Lane, Hoylandswaine Planning Layout

house type schedule			
type		Sq. Ft	No.
469	4 Bed detached	1536	12
454	4 bed detached	1823	11
497	4 Bed detached	1703	8
534	5 Bed detached	1797	8
536	5 Bed detached	2236	5
526	5 bed detached	2273	5
500	5 Bed detached	1823	11
206	2 Bed semi-detached	678	4
383	3 bed semi-detached	832	2
<b>TOTAL</b>			<b>66</b>



## Legend

-  Shared Surface
-  Private Drive
-  1.8m high timber screen fence
-  0.9 high timber post and rail fence
-  Front entrance door
-  Lockable gate
-  Indicative Landscaping
-  Existing trees and hedges to remain.
-  Existing trees and hedgerow removed [ shown dotted ].

A   03.06.14   Mix revised. Layout re-drawn	
Development :	Church Lane
Location :	Hoylandswaine
Marketing Name :	
Drawing Title :	Planning Layout
Drawing Number :	HS-PL / 01
Revision :	A
Scale @ A0 :	1:500
Drawn By :	KL
Date Started :	Dec 2013

*Space to live.* 

**David Wilson Homes**

Vico Court, Ring Road, Lower Wortley, Leeds, LS12 6AN  
Tel: 0113 279 0099 Fax: 0113 279 0038