PROPOSED FRONT VIEW.

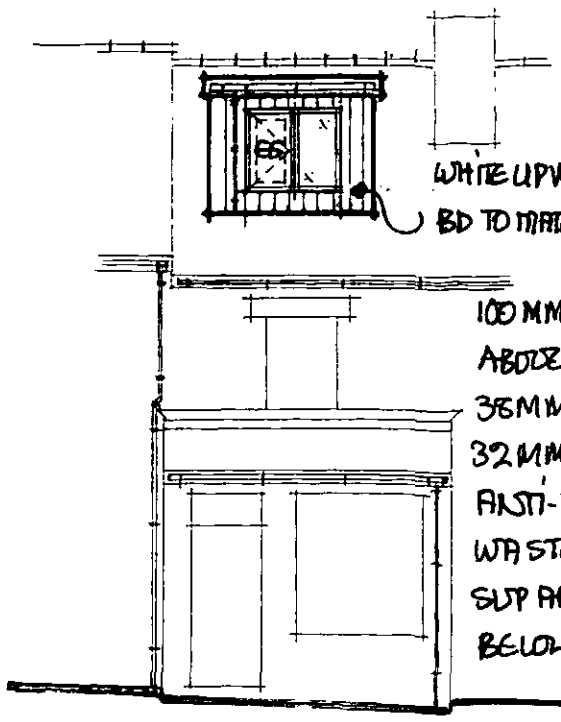

PROPOSED REAR VIEW.

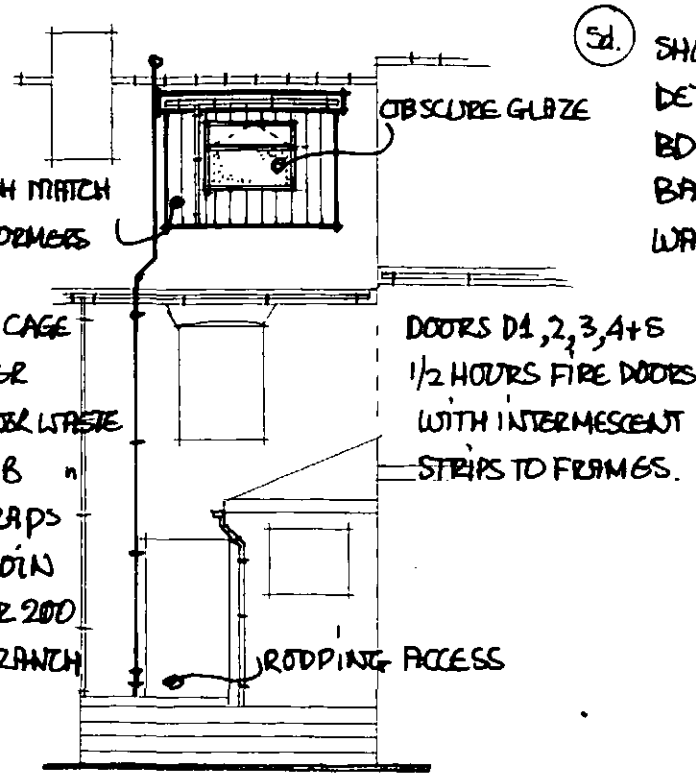

PROPOSED 1ST FLOOR.

(Sd.) SHOWS CEILING MOUNTED SMOKE DETECTORS WIRED BACK TO FUSE BD + INTERLINKED WITH BATTERY BACK UP - FIX 300 MM MIN FROM WALL JUNCTIONS + LIGHT FITTINGS.

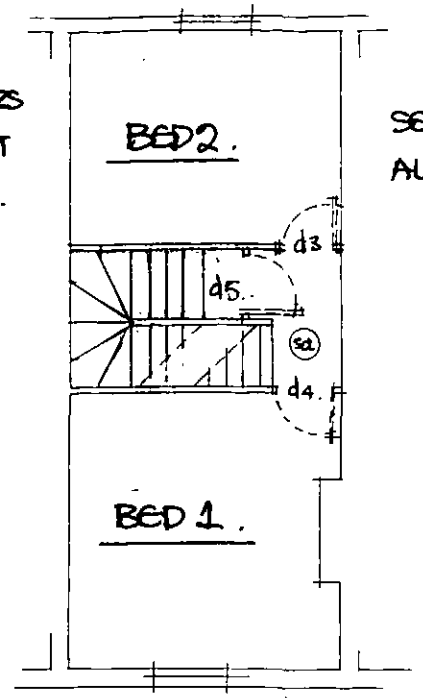

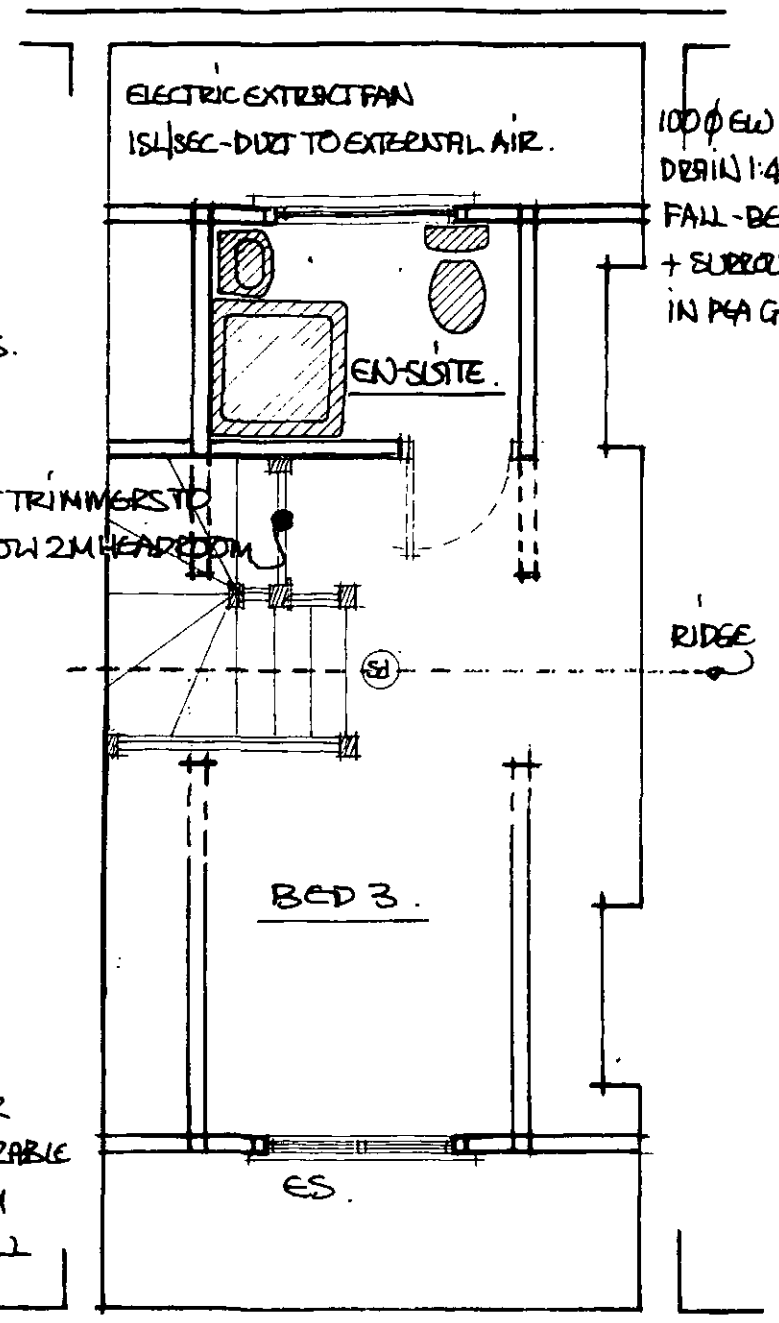

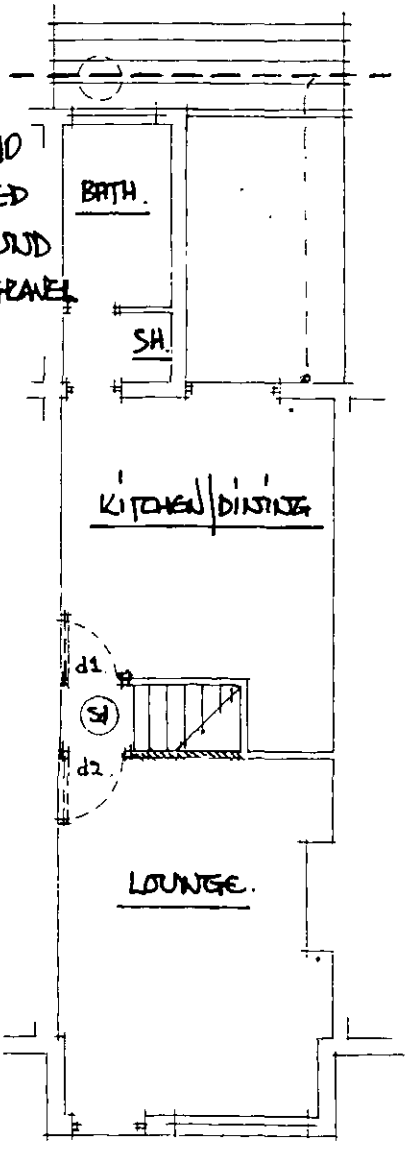

PROPOSED GROUND FL.

SECTION 1:50 m.

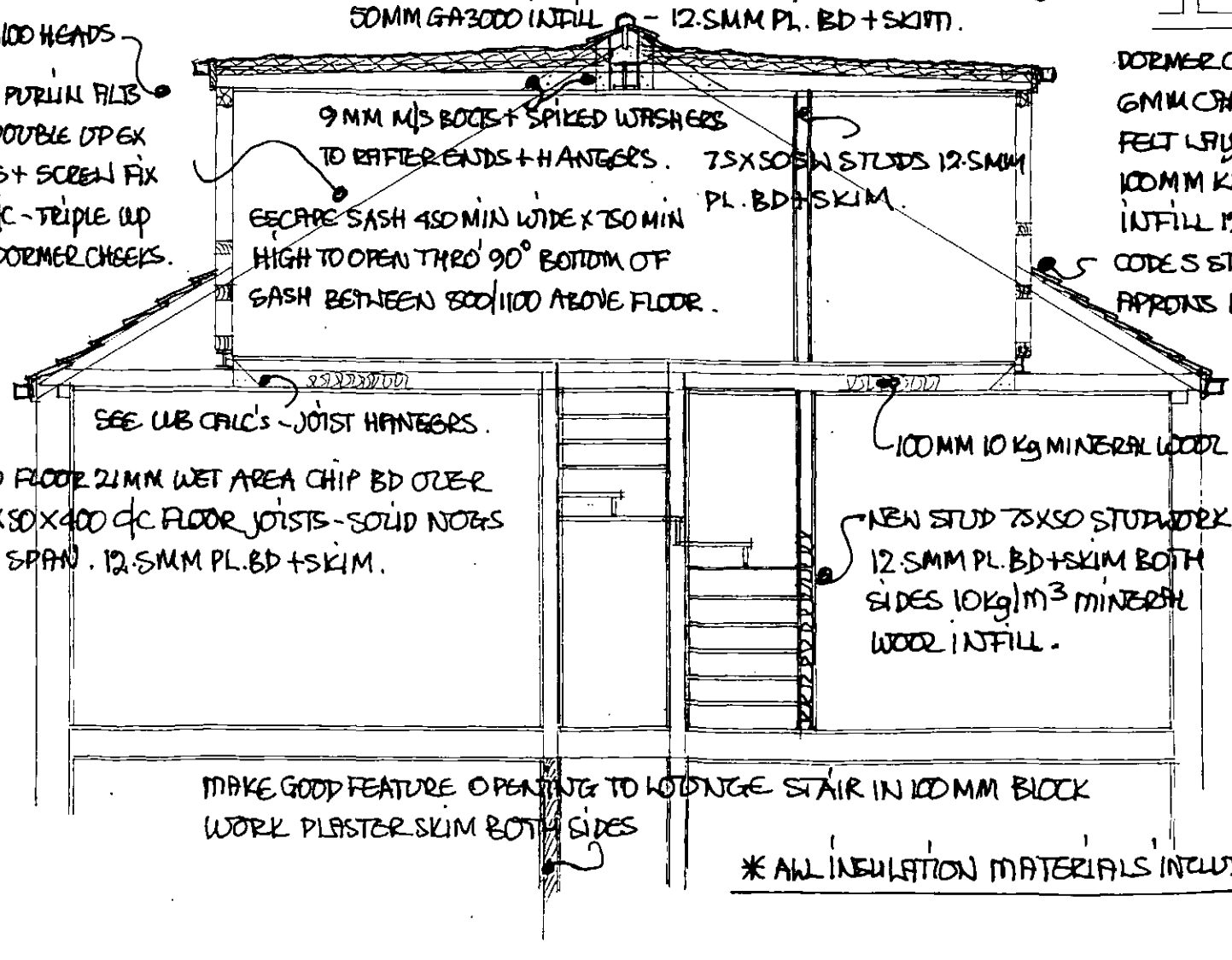

80 lbs MINERAL FINISH FELT HOT BONDED OVER 2 LAYER BASE FELT TO BS 747 21 MM ROOFING GRADE CHIP BD + 60 MM CELOTEX GA 3000 - 1:80 FALL FIRRINGS 150X50X400 c/c JOISTS 50 MM GA 3000 INFILL - 12.5 MM PL. BD + SKIM.

DORMER CHEEKS UPVC ABD OVER 6 MM CAPE MASTER BD + UNDERLAYABLE FELT LAYER 100X50 STUDS WITH 100 MM KINGSPAN THERMAWALL INFILL 12.5 MM PL BD + SKIM.

CODE 5 STEPPED FLASHINGS + APRONS 150 MM MIN. DEEP.

100 MM 10 Kg MINERAL WOOL

NEW STUD 75X50 STUDWORK 12.5 MM PL. BD + SKIM BOTH SIDES 10 kg/m³ MINERAL WOOL INFILL.

* HEATING WORKS BY A PERSON REGISTERED UNDER THE GAS SAFETY REGISTRATION SCHEME

* ALL ELECTRICAL WORKS BY AN ACCREDITED CONTRACTOR WHO SHALL PROVIDE A COMPLETION CERTIFICATE FOR LOCAL BCO *

PROPOSED 2ND FLOOR.

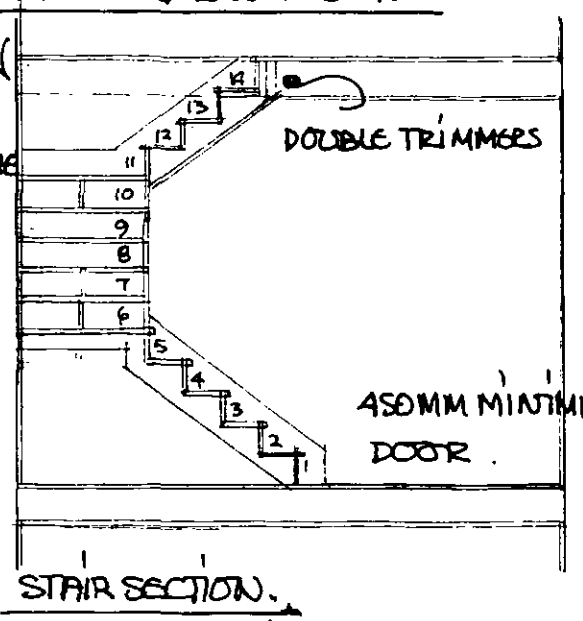

STAIR SECTION.

STAIR:-

14 NO RISERS @ 206 mm (TO BE VARIFIED WHEN FLOORS IN PLACE)
228 GOINGS - 50 mm @ WINDERS.
2 M MIN CLEAR HEADROOM.
HANDRAIL 900 ABOVE PITCH
BALLASTRADE 1 M HIGH - SPINDLES
99 MM MAX GAPS.
450 MM MINIMUM LANDING FROM RISER 1 TO DOOR.

SCALES 1:100 + 1:50 m.

* ALL INSULATION MATERIALS INCLUDING BREATHER MEMBRANES ETC TO BE FIXED TO MAKERS SPECIFICATION *