PROPOSED TWO STOREY REAR EXTENSION
TO:
15 WILSON STREET,
WOMBWELL,
BARNSLEY,
SOUTH YORKSHIRE,
S73 8LR,
FOR MR & MRS ASKIN.

SCALES: 1:50, 1:100.

NOTES

WALLS: 100mm BRICK OUTER LEAF, 100mm CAVITY WITH 100mm CAVITY BATT INSULATION INFIL WITH 100mm FIBOLITE INNER LEAF. 250mm STAINLESS STEEL TWIST TYPE TIES, 5 PER SQUARE METRE. DPC'S VERTICALLY AND HORIZONTALLY TO ALL OPENINGS, WITH WEEP VENTS TO ALL HEADS.

DRAINS: 1 1/2" & 1 1/4" WASTES TO EXISTING S&VP FROM BATHROOM AND KITCHEN, WITH ANY UNDERGROUND TO BE 100mm PLASTIC BEDDED ON PEA GRAVEL. TOP WATER DRAIN TO GO TO SOAKAWAYS 5M AWAY FROM DWELLING DEPENDENT ON PERCOLATION TEST.

LINTOLS: CATNIC COUGAR CG90/100 TO ALL OPENINGS WITH DAMP TRAYS.

WINDOWS: TO HAVE UNOBSTRUCTABLE OPENINGS OF MINIMUM 800 X 400mm AND NO LESS THAN 800mm FROM FFL AND NO MORE THAN 1100mm TO BOTTOM OF OPENING. MINIMUM 16mm AIR GAP TO GLASS, LOW E GLASS AND TRICKLE VENTS TO ALL WINDOWS.

ELECTRICAL: PROVIDE EXTRACTION FROM KITCHEN AND BATHROOM, TAKEN TO EXTERNAL AIR.

ALL ELECTRICAL WORK REQUIRED TO MEET BUILDING REGULATIONS PART P TO BE DESIGNED, INSTALLED AND TESTED BY A QUALIFIED ELECTRICIAN REGISTERED WITH A DCLG RECOGNISED COMPETENT PERSON 'SELF CERTIFICATION' SCHEME. UPON COMPLETION OF THE WORKS THE COUNCIL WILL BE PROVIDED WITH A COPY OF AN APPROPRIATE BS7671 ELECTRICAL INSTALLATION CERTIFICATE ISSUED BY A PERSON COMPETENT TO DO SO.

SCALE: 1:100

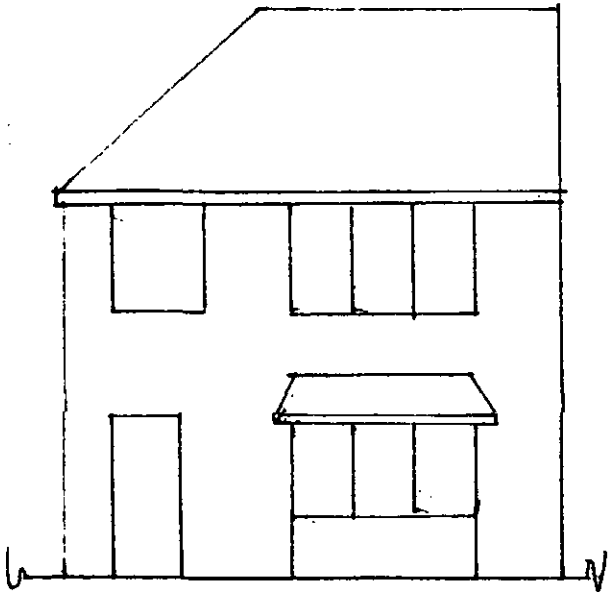

EXISTING FRONT ELEVATION

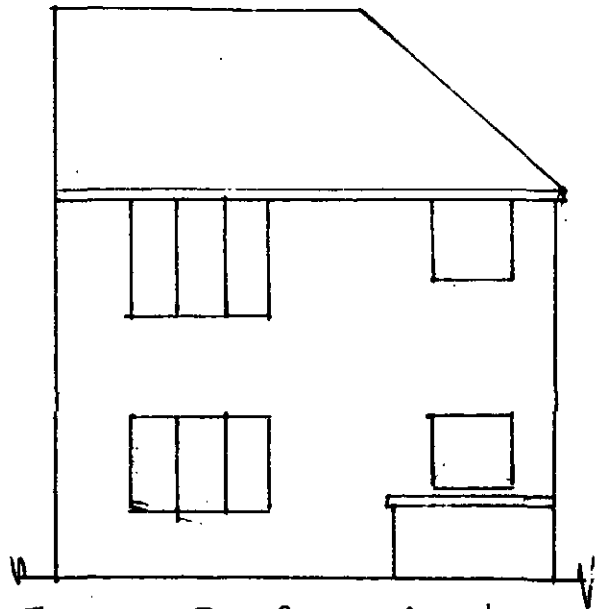

EXISTING REAR ELEVATION

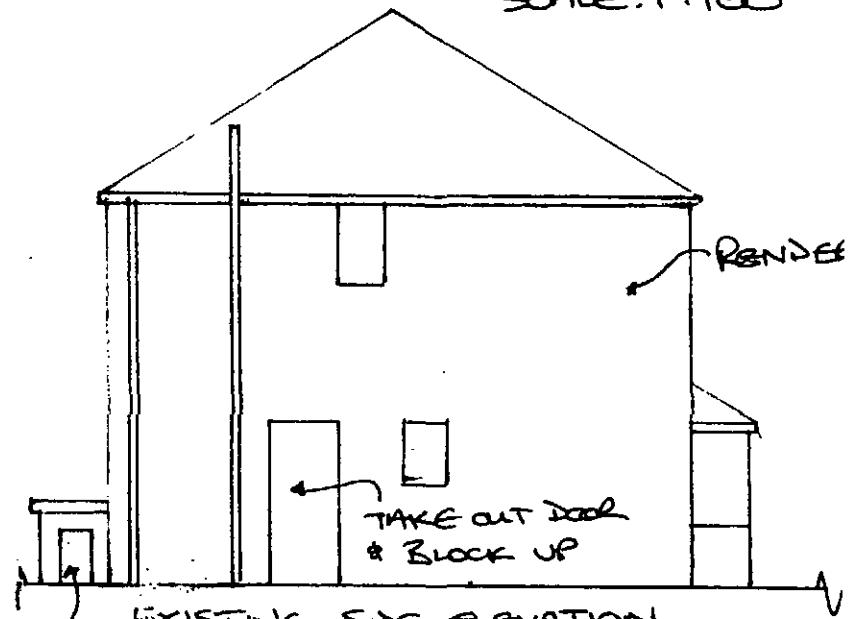

EXISTING SIDE ELEVATION

TAKE DOWN
COAL BUNKER

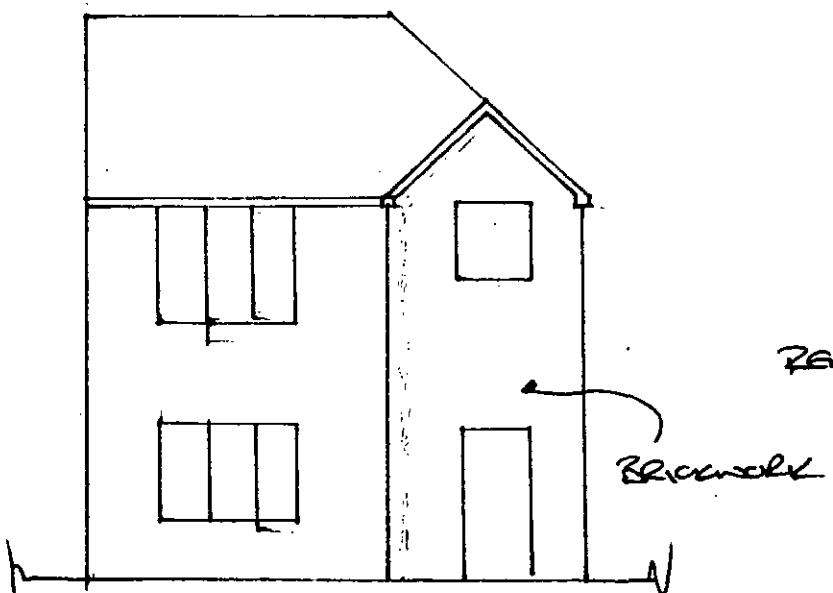

PROPOSED REAR ELEVATION

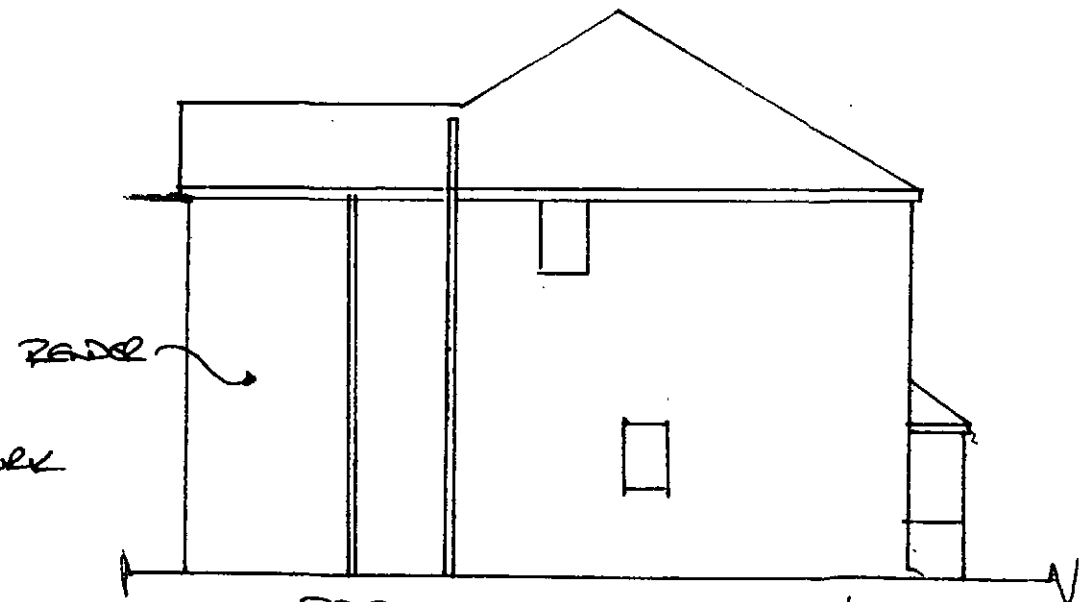

PROPOSED SIDE ELEVATION

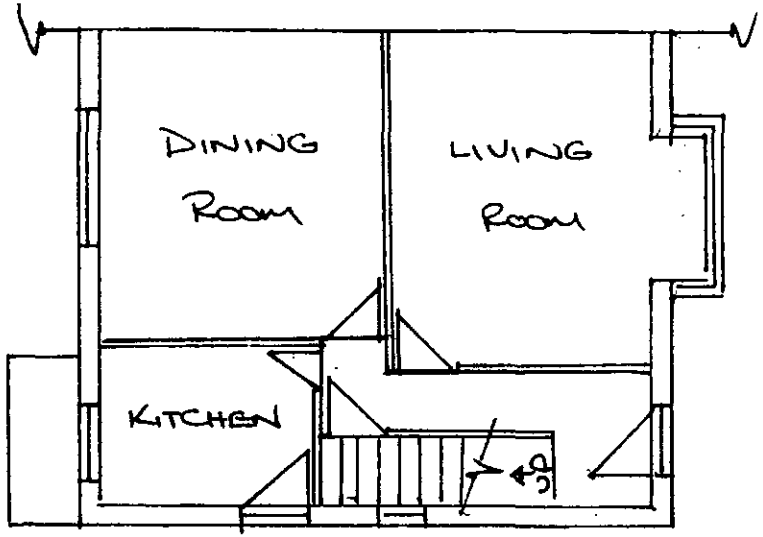

EXISTING GROUND FLOOR PLAN

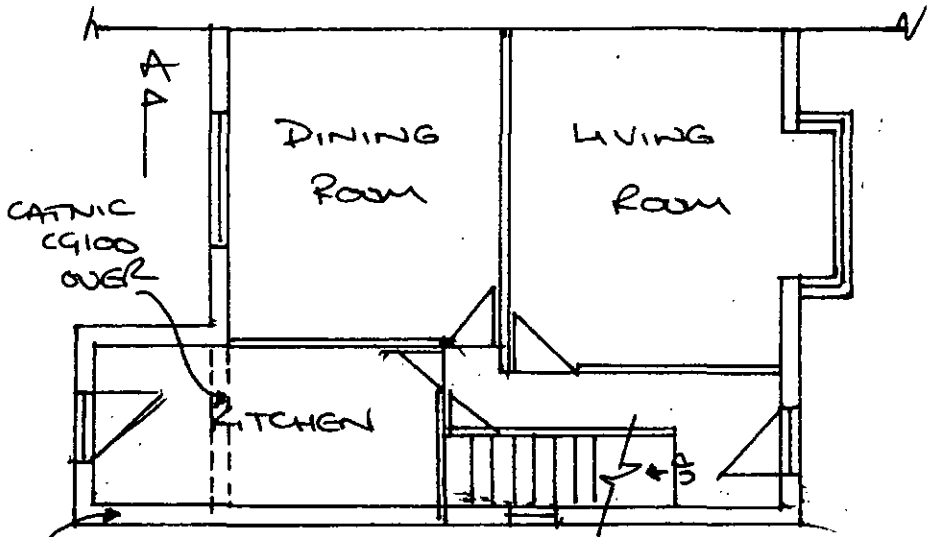

PROPOSED GROUND FLOOR PLAN

100mm CONCRETE BLOCK OUTER SKIN TO THIS SIDE ONLY TO CARRY RENDER.

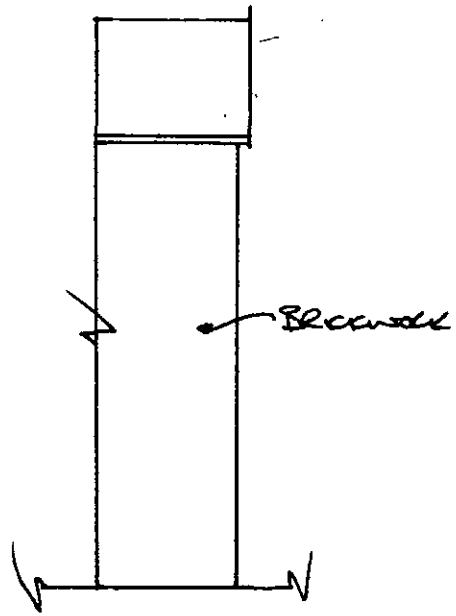

PROPOSED SIDE ELEVATION

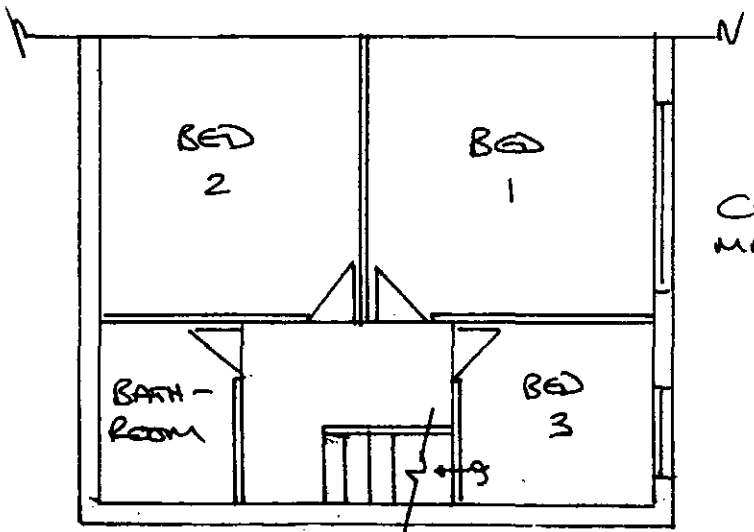

EXISTING FIRST FLOOR PLAN

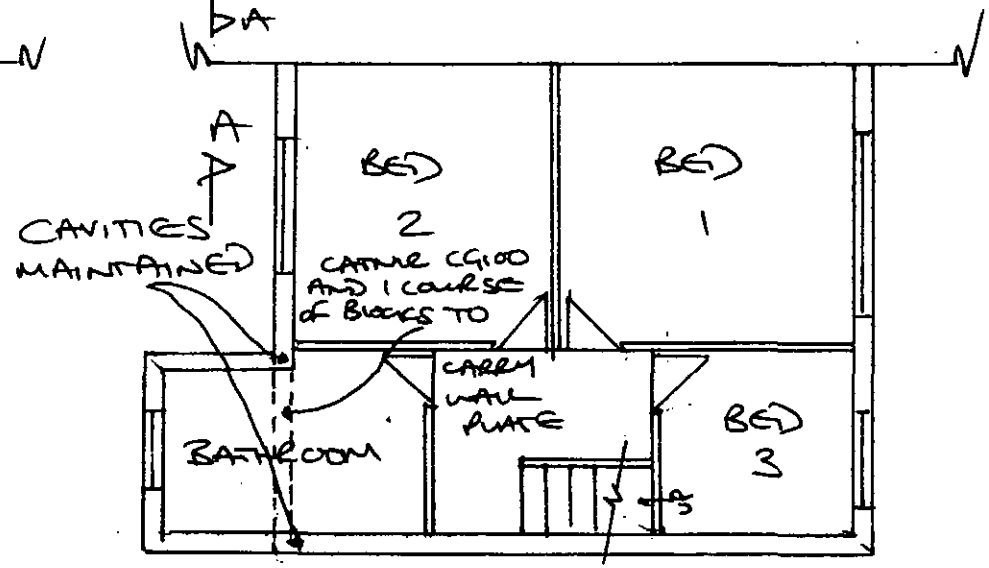

PROPOSED FIRST FLOOR PLAN

SCALE: 1:100

BREATHABLE ROOF FELT WITH REGULAR TILES TO ROOF ON 50x25mm SLATE LATH.

150mm QUILT INSULATION LAID BETWEEN CEILING JOISTS WITH 100mm QUILT INSULATION LAID AT 90° OVER

100x50mm RAFTERS @ 400mm CCRS

1000x30x5mm RESTRAINT STRAPS TO RAFTERS AND CEILING JOISTS @ NO MORE THAN 2m CCRS

150x50mm CEILING JOISTS @ 400mm CCRS

10mm CONTINUOUS SOFFIT VENT

18mm T&G FLOORBOARD ON 200x50mm JOISTS @ 400mm CCRS WITH 200mm QUILT INSULATION INFIL WITH 1200x30x5mm STRAPS @ NO MORE THAN 2m CCRS

12.5mm PLASTERBOARD & SKIM TO CEILING

RENDER FINISH WITH DRIP @ D.P.C. LEVEL

DPC

GL

FOOTING BLOCKS TO GROUND LEVEL

DPC MIN 150mm ABOVE GROUND LEVEL

100mm CONCRETE ON 1200G DPM ON 100mm JABLITE INSULATION ON 100mm WELL COMPACTED HARDCORE

600x225mm CONCRETE FOOTINGS @ MIN 750mm DEPTH.

SECTION A-A.

SCALE: 1:50.