

EXISTING FRONT ELEVATION



PROPOSED FRONT ELEVATION

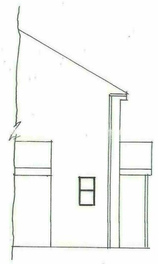

EXISTING SIDE ELEVATION

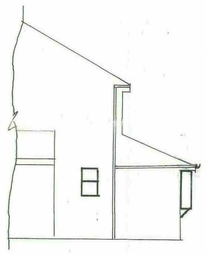

PROPOSED SIDE ELEVATION

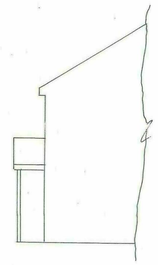

EXISTING SIDE ELEVATION

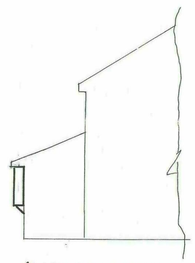

PROPOSED SIDE ELEVATION

ELEVATIONS SCALE 1:100

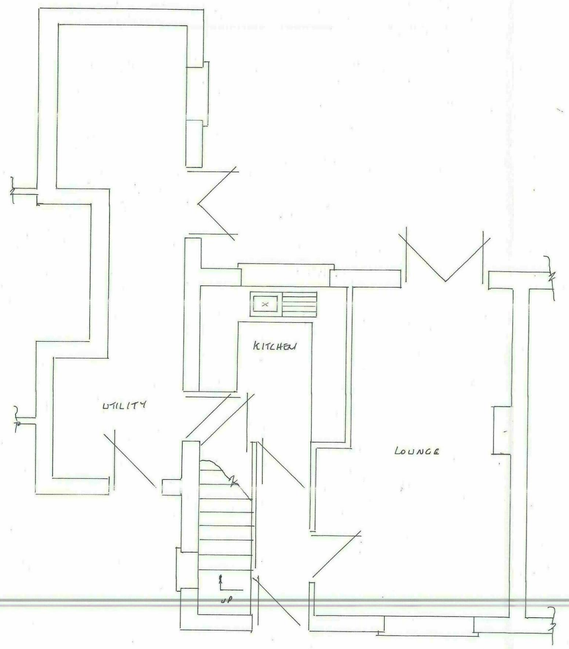

EXISTING GROUND FLOOR PLAN SCALE 1:50

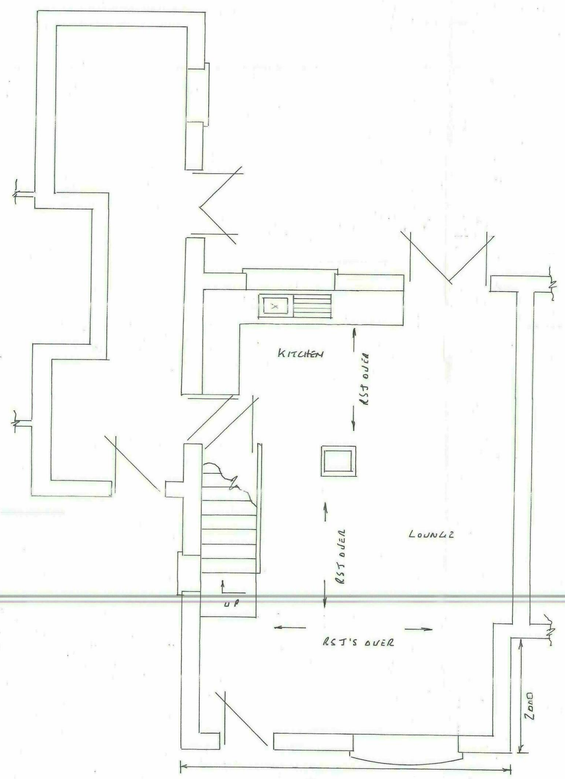

PROPOSED GROUND FLOOR PLAN SCALE 1:50

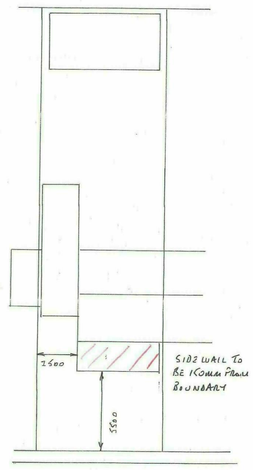

LINDHURST ROAD

SITE PLAN SCALE 1:200

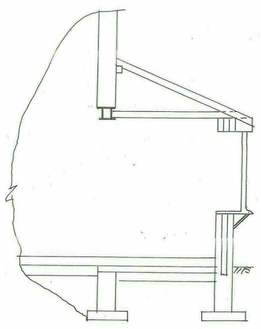

SECTION THRO' AA SCALE 1:50

FOUNDATIONS

- 600x150 mm CONC STRIP DEPTH 750mm SUBJECT TO LA APPROVAL

WALLS

- TRENCH BLOCKS BELOW G.L.
- BRICKWORK TO MATCH EXISTING
- 100mm LWT. CONC BLOCKS
- 100mm CAVITY FILLED WITH RATHERM INSULATION BATTS
- HORIZONTAL DPC 150mm MIN ABOVE GL 150mm DPC TO REVEALS
- REVEALS TO BE INSULATED
- STAINLESS STEEL TIE WIRES SPACED 750mm HORIZONTALLY 450mm VERTICALLY @ 225mm TO REVEALS
- CC 90/100 LINTELS OVER EXTERNAL OPENINGS WITH DPC APRON OVER @ WEEPHOLES EVERY 900mm END BEARINGS TO BE 150mm MIN.
- EXTERNAL REVEALS TO BE 665mm MIN.
- NEW WALLS TIED TO EXISTING WALLS WITH TOOTHINGS @ SCREW IN TIES EVERY 225mm @ ENSURING A CONTINUOUS CAVITY

FLOOR

- 150mm HARDCORE
- 25mm SAND BLINDING
- 70mm KINGSPAN KOOLTHERM INSULATION
- 1200 GAUGE VISQUEEN DPM LAPPED INTO HORIZONTAL DPC
- 125mm CONCRETE WITH A POLISHED FINISH

ROOF

- 100x50mm WALL PLATE
- 100x75mm WALL PLATE SECURED TO EXISTING WALL WITH RAWL BOLTS EVERY METRE
- 147x47mm RAFTERS AT 400mm CENTRES
- 1/m HOLDING DOWN STRAPS EVERY 3 RAFTERS
- 1/m LATERAL RESTRAINT STRAPS EVERY 1.5m TO HORIZONTAL 4" CUT UDS WITH NOGGINS TO SUPPORT
- 200 x 25mm FASCIA
- 6mm EXTERIOR PLY SOFFIT WITH 25mm CONT. FLYPROOF MESH
- 97x47mm CEILING JOISTS AT 400mm CENTRES
- CODE 5 LEAD FLASHINGS
- 150mm INSULATION BETWEEN JOISTS @ 150mm LAID OVER AT 90°

DRAINS

- 100mm RWG @ 65mm RWP TO MATCH EXISTING
- NEW RWP TO CONNECT TO EXISTING RWP ON SIDE ELEVATION

GENERAL

- NEW WINDOW @ DOOR TO MATCH EXISTING @ TO HAVE TRICKLE VENTS 8000mm² TO BE PILKINGTON K GLASS WITH A 16mm AR GAP @ SOFT LOW E COATING U VALUE TO BE 1.6 WINDOW TO HAVE OPENING LIGHTS 5% OF FLOOR AREA
- KITCHEN AREA TO HAVE A FAN EXTRACTING 60L SEC @ CONTROLLED BY AN INDEPENDENT SWITCH
- MAINS SOURCED SMOKE ALARMS TO BE PROVIDED TO CIRCULATION AREAS ON EVERY FLOOR WITH BATTERY BACK UP @ INTERLINKED TO A SEPERATE CIRCUIT
- ALL ELECTRICAL WORK TO COMPLY WITH PART P ELECTRICAL SAFETY @ MUST BE DESIGNED INSTALLED INSPECTED @ TESTED BY A COMPETENT PERSON REGISTERED UNDER THE COMPETENT PERSON SCHEME A COPY OF THE BUILDING REGS SELF CERTIFICATE IS TO BE GIVEN TO THE LA ON COMPLETION OF THE WORK
- HEATING ALTERATIONS TO BE DONE BY A GAS SAFE ENGINEER @ TRVS REQ FOR EXTENSION OF THE HEATING SYSTEM
- CALCS REQ. FOR RSJ'S @ TO BE GIVEN TO THE BUILDING INSPECTOR

PROPOSED SINGLE STOREY FRONT EXTENSION AT:

34 LINDHURST ROAD

ATHERSLEY NORTH

BARNSLEY