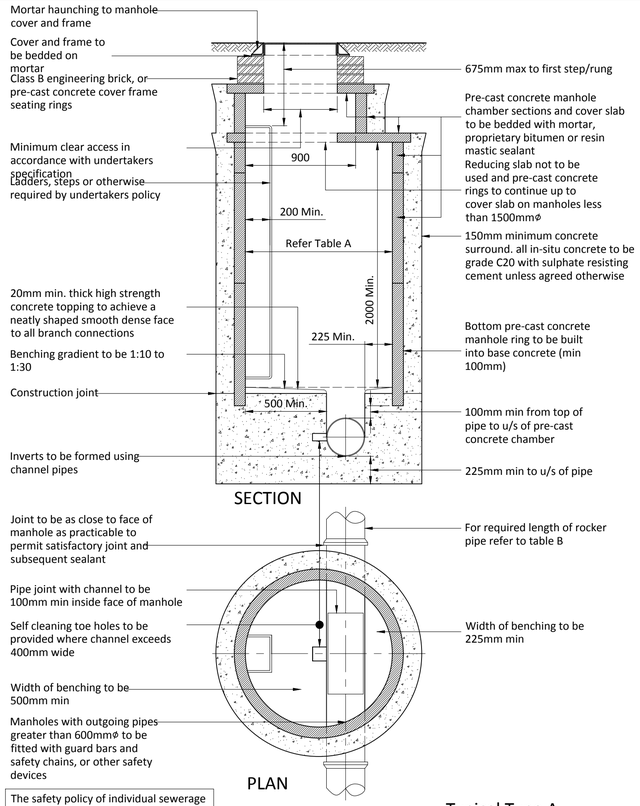

The safety policy of individual sewerage undertakers may require a larger minimum clear opening into manholes and the fitting of guard bars, safety chains or other safety devices in manholes with outgoing pipes of less than 600mmØ

Typical Type A Manhole Detail

3000 - 6000mm from ground level to soffit of pipe
(Scale 1:25)

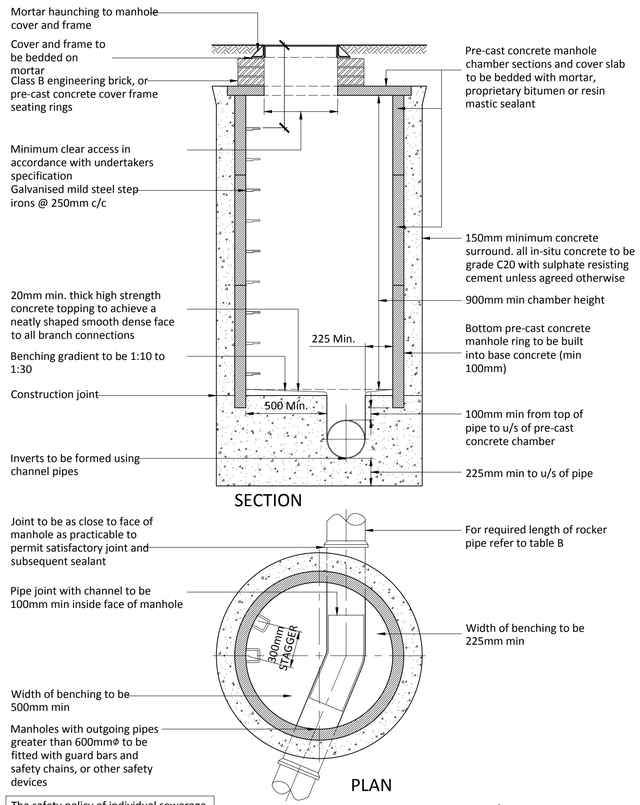

The safety policy of individual sewerage undertakers may require a larger minimum clear opening into manholes and the fitting of guard bars, safety chains or other safety devices in manholes with outgoing pipes of less than 600mmØ

Typical Type B Manhole Detail

3000mm maximum from ground level to soffit of pipe
(Scale 1:25)

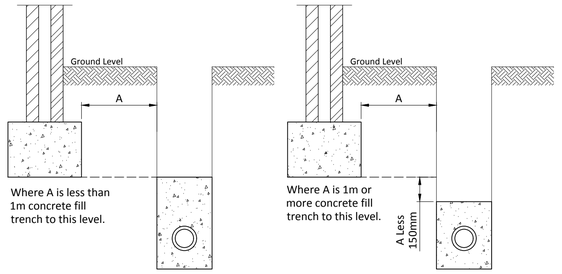

Typical Concrete Surround To All Pipe Runs Near Buildings & Retraining Structures

(Scale 1:25)

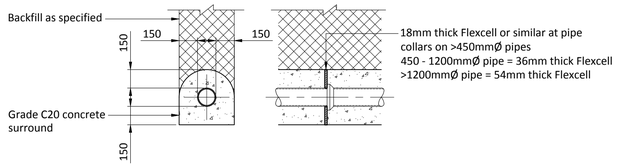

Typical concrete surround to all pipe runs beneath buildings

(Scale 1:25)

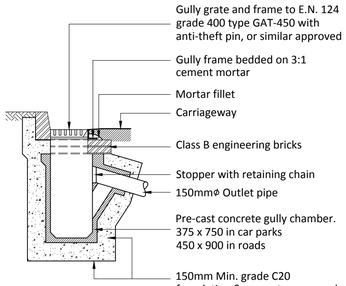

Typical Gully Detail

(Scale 1:25)

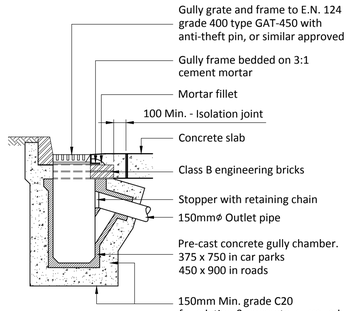

Typical Gully in Concrete Hard Standing Detail

(Scale 1:25)

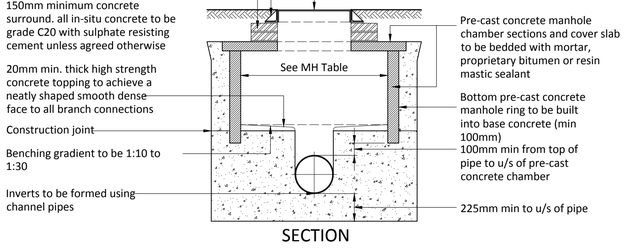

Type B1/E Manhole Detail

(Scale 1:25)
Depth from ground level to soffit of pipe less than 1500mm
Plan as above (Type B)

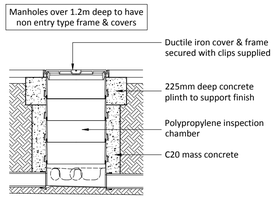

Typical Type 1 - Polypropylene Inspection Chamber In Hard Paved Areas

(Scale 1:25)

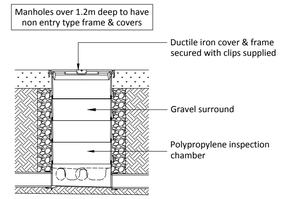

Typical Type 1 - Polypropylene Inspection Chamber In Soft landscaped Areas

Scale 1:25

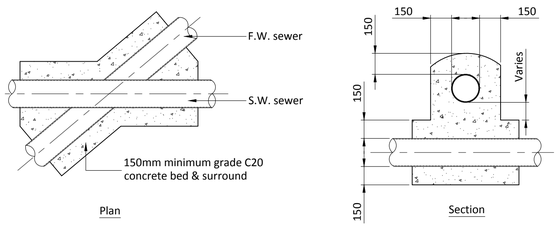

Typical Cross-over Detail to Foul and Surface Water Sewers

(Scale 1:25)

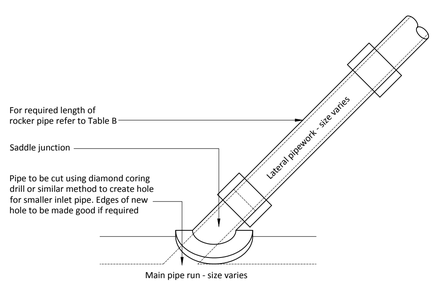

Plan on Branched Connection Detail

(Scale 1:10)

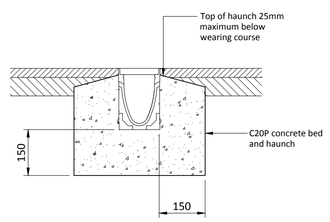

Typical ACO Channel Detail

(In open areas)
(Scale 1:10)

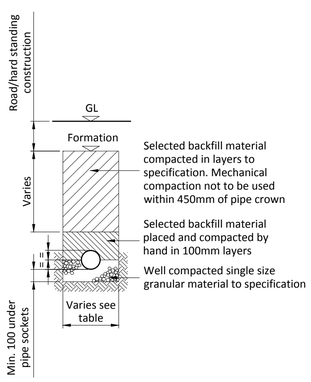

Pipe Bedding Type B

(Scale 1:25)

This drawing is copyright. © Beam Consulting Engineers Ltd.

A1

Notes

1. For drainage notes refer to drawing 86-06-505.

Table A

Dia. of largest pipe in manhole (mm)	Internal diameter of manhole (mm)
Less than 375	1200
375-700	1500
750-900	1800
Greater than 900	Consult undertaker

Table B

Drain Ø (mm)	Effective length (m)
150-600	0.6
675-750	1.0
Over 750	1.25

Trench Widths

Drain Ø (mm)	Width (mm)
100	450
150	600
225	700
300	750
375	1050
450	1150
525	1200
600	1350
675	1450
750	1500
825	1600
900	1900
975	2000
1050	2300
1200	2300
Over 1200	Dia. + 1000

Table C

Chamber Size	Manhole Depth <1.5m	Manhole Depth Equal to or >1.5m
900	675x675 Central	675x675 Central
1050	750x750 Central	675x675 Eccentric
1200	675x675 Eccentric*	675x675 Eccentric
1500	1200x675 Central**	675x675 Eccentric
1800-3000	1200x675 Eccentric	675x675 Eccentric

* 1200x675 Specified in BS EN 752-3 but not recommended
Note: All measurement in mm UNO.
** Openings sited over the channel with double twin 600x600 covers.

Sizes are as concrete pipe system association (CPSA) 'Technical Bulletin' issued Autumn 2004 for Kitemarked cover slab opening sizes.

Manhole Cover Classification Table

Class	Test Load (T)	Typical Uses
A15	1.5	Pedestrian Areas Only
B125	12.	Car Parks, domestic driveways, areas with occasional vehicular access
C250	25	Carriageways if <500 from kerb face, car parks, service stations. Must be non-rocking/silent type
D400	40	Carriageways and hard shoulders. Must be non-rocking/silent type
E600	60	Loading areas, docks, commercial/industrial areas
F900	90	Exceptionally heavy loads, ports, airports

Cover classifications above to BS EN124

DESCRIPTION	REV	DATE	CHK	APR

beamconsulting
Beam Consulting
14 Bond Street
Wakefield
WF1 2QP
Tel: 01924 361653
Fax: 01924 364631

PROJECT
Proposed Mixed Use Development
Everill Gate, Wombwell, Barnsley

DRAWING TITLE
Drainage Details

CLIENT
Everill Gate Properties

STATUS
Information

DRAWN	JD	DATE	19/12/19
CHECKED	KA	SCALE	AS SHOWN @ A1
APPROVED	KGP		

DRAWING NUMBER: 86-06-508
REVISION: -