






KEY

-  EXISTING PUBLIC SW SEWER
-  PROPOSED CONNECTION POINT
-  PLOTS TO SOAKAWAY
-  PLOTS AND ROAD TO TANK 1 (3 l/s) DISCHARGE TO LUNDHILL ROAD
-  PLOTS AND ROAD TO TANK 2 (3 l/s) DISCHARGE TO GYPSY LANE

CONNECTING SEWER LEVELS NEED TO BE CHECKED

SOAKAWAY AREAS ARE BASED UPON MAX FILL DEPTH OF APPROX 2.0m (FROM GI REPORT)

IT IS RECOMMENDED A FURTHER SERIES OF SOAKAWAY TESTS ARE CARRIED OUT ON THE SUGGESTED AREAS TO CONFIRM FILL DEPTHS AND INFILTRATION VALUES

ALL WORKS SUBJECT TO FULL DESIGN AND APPROVAL BY THE RELEVANT AUTHORITIES

Rev	Details	Date	Drwn	CHK
<b>Premier Construction</b>				
<b>Wombwell High School Gypsy Lane, Wombwell</b>				
<b>Drainage strategy Surface Water</b>				
Dwg No. : STE-18-12-01-02				
Date : 12-11-18				
Scale : 1:1000 <span style="float: right;">Copyright © Shaun Tonge Engineering</span>				

**SHAUNTONGE  
ENGINEERING**

11 Broomhead Road, Wombwell, Barnsley, S73 0SA.  
Tel 01226 755929. Mobile 07528 278070. Email shauntongeengineering@yahoo.co.uk