



COPYRIGHT:
THE ATTACHED DESIGNS AND ILLUSTRATIONS ARE INTENDED SOLELY FOR
AND SHOULD ONLY BE USED BY THOSE TO WHOM THIS DESIGN SPECIFICATION IS ADDRESSED
THE CONTENTS ARE STRICTLY PRIVATE AND CONFIDENTIAL
ANY FORM OF REPRODUCTION, DISSEMINATION, COPYING, DISCLOSURE, MODIFICATION OR
DISTRIBUTION IS STRICTLY PROHIBITED WITHOUT THE PRIOR WRITTEN CONSENT OF
ASHLEIGH SIGNS LTD (COMPANY NO: 1325080)
REGISTERED ADDRESS:
ASHLEIGH HOUSE, SICKLEBIDGE ROAD, NORMANTON INDUSTRIAL ESTATE, NORMANTON, WF6 1TE

**BLACKROSE INNS
THE WHITE BEAR
11 CHURCH ST
BARNSELY
S70 2AH**

**167641 (REV A)
22/02/22 - TIL**



COPYRIGHT:
THE ATTACHED DESIGNS AND ILLUSTRATIONS ARE INTENDED SOLELY FOR
AND SHOULD ONLY BE USED BY THOSE TO WHOM THIS DESIGN SPECIFICATION IS ADDRESSED
THE CONTENTS ARE STRICTLY PRIVATE AND CONFIDENTIAL
ANY FORM OF REPRODUCTION, DISSEMINATION, COPYING, DISCLOSURE, MODIFICATION OR
DISTRIBUTION IS STRICTLY PROHIBITED WITHOUT THE PRIOR WRITTEN CONSENT OF
ASHLEIGH SIGNS LTD (COMPANY NO: 1325080)
REGISTERED ADDRESS:
ASHLEIGH HOUSE, BECKENBIDGE ROAD, NORMANTON INDUSTRIAL ESTATE, NORMANTON, WF6 1TE

**BLACKROSE INNS
THE WHITE BEAR
11 CHURCH ST
BARNSELY
S70 2AH**

**167641 (REV A)
22/02/22 - TIL
Page 1 of 5**



COPYRIGHT:
THE ATTACHED DESIGNS AND ILLUSTRATIONS ARE INTENDED SOLELY FOR
AND SHOULD ONLY BE USED BY THOSE TO WHOM THIS DESIGN SPECIFICATION IS ADDRESSED
THE CONTENTS ARE STRICTLY PRIVATE AND CONFIDENTIAL
ANY FORM OF REPRODUCTION, DISSEMINATION, COPYING, DISCLOSURE, MODIFICATION OR
DISTRIBUTION IS STRICTLY PROHIBITED WITHOUT THE PRIOR WRITTEN CONSENT OF
ASHLEIGH SIGNS LTD (COMPANY NO: 1325080)
REGISTERED ADDRESS:
ASHLEIGH HOUSE, BICKERIDGE ROAD, NORMANTON INDUSTRIAL ESTATE, NORMANTON, WF6 1TE

**BLACKROSE INNS
THE WHITE BEAR
11 CHURCH ST
BARNLEY
S70 2AH**

**167641 (REV A)
22/02/22 - TIL
Page 2 of 5**



COPYRIGHT:
THE ATTACHED DESIGNS AND ILLUSTRATIONS ARE INTENDED SOLELY FOR
AND SHOULD ONLY BE USED BY THOSE TO WHOM THIS DESIGN SPECIFICATION IS ADDRESSED
THE CONTENTS ARE STRICTLY PRIVATE AND CONFIDENTIAL
ANY FORM OF REPRODUCTION, DISSEMINATION, COPYING, DISCLOSURE, MODIFICATION OR
DISTRIBUTION IS STRICTLY PROHIBITED WITHOUT THE PRIOR WRITTEN CONSENT OF
ASHLEIGH SIGNS LTD (COMPANY NO: 1325080)
REGISTERED ADDRESS:
ASHLEIGH HOUSE, SICKLEBRIDGE ROAD, NORMANTON INDUSTRIAL ESTATE, NORMANTON, WF6 1TE

**BLACKROSE INNS
THE WHITE BEAR
11 CHURCH ST
BARNLEY
S70 2AH**

**167641 (REV A)
22/02/22 - TIL
Page 3 of 5**

THE WHITE BEAR - EXTERNAL SIGNAGE

ITEM 01 (Qty 1) PICTORIAL

Gibbet Pictorial w. Fixed Bullnose

Featuring:

- Bullnose Trim Powdercoated RAL 9004
- Digitally Printed Pictorial Content
- Steel SHS Gibbet Powdercoated RAL 9004
- Folded M.Steel Stay Arm

(See full manufacture drawings for further details)

Scale 1:20



ITEM 03 (Qty 01) INDIVIDUAL LETTERS

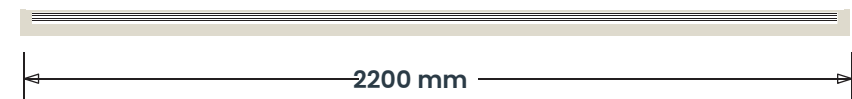
Existing letters repainted in site

Featuring:

- Masonary letters painted red
- Trough Light illumination to match wall colour

Scale 1:20

G A R A G E



ITEM 02 (Qty 01) HOUSENAME LETTERS

Set of individual letters

Featuring:

- 19mm MDF Housename letters finished gold
- Fixed on runner bars.

Scale NTS



ITEM 04 (Qty 02) DOOR PLAQUE

Internally illuminated door plaque

Featuring:

- Built door plaque
- Housing LED fitments

Scale 1:20



300 mm dia

ITEM 05 (Qty 01) SIGNWRITING

External signwriting to lower gable

Featuring:

- Signwritten logo to return

Scale NTS



SIGN COLOUR

Ral 3001

Ral 7021

Ral 9001

BUILDING COLOUR

Ral 7021

Ral 9001

BRAND TYPEFACES

Primary :
As supplied

Secondary :
As supplied

THE WHITE BEAR – EXTERNAL SIGNAGE



ITEM 06 (Qty 2) BRASS PLAQUES

Brass Floor plaques



ITEM 07 (Qty 01) LANTERN

Brass lanterns

Featuring:

- Brass casing
- LED Firment



ITEM 08 (Qty 11) LED Floods

LED Flood light

ITEM 09 (Qty 01) MENU CASE

Internally illuminated MENU CASE

Featuring:

- A2 display brass menu case
- LED fitments

Scale 1:20




ITEM 10 (Qty 01) PROJECTING SIGN

Internally illuminated Projecting sign

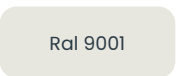
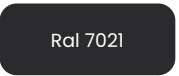
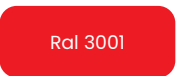
Featuring:

- Acrylic faces
- LED illumination

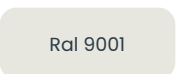
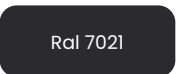
Scale 1:10



SIGN COLOUR



BUILDING COLOUR



BRAND TYPEFACES

Primary :
As supplied

Secondary :
As supplied



COPYRIGHT:
THE ATTACHED DESIGNS AND ILLUSTRATIONS ARE INTENDED SOLELY FOR
AND SHOULD ONLY BE USED BY THOSE TO WHOM THIS DESIGN SPECIFICATION IS ADDRESSED
THE CONTENTS ARE STRICTLY PRIVATE AND CONFIDENTIAL
ANY FORM OF REPRODUCTION, DISSEMINATION, COPYING, DISCLOSURE, MODIFICATION OR
DISTRIBUTION IS STRICTLY PROHIBITED WITHOUT THE PRIOR WRITTEN CONSENT OF
ASHLEIGH SIGNS LTD (COMPANY NO: 1325080)
REGISTERED ADDRESS:
ASHLEIGH HOUSE, BECKWEDGE ROAD, NORMANTON INDUSTRIAL ESTATE, NORMANTON, WF6 1TE

**BLACKROSE INNS
THE WHITE BEAR
11 CHURCH ST
BARNSELY
S70 2AH**

**167641 (REV A)
22/02/22 – TIL
Page 5 of 5**