
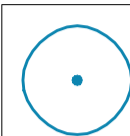
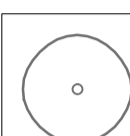

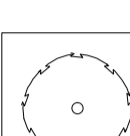
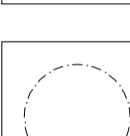


This drawing is the copyright of Rosetta Landscape Design and cannot be reproduced in any form without the express consent of the company. Written and scaled dimensions to be checked on site, any discrepancies reported prior to work commencing. If in doubt please ask.

This drawing has been prepared for the purpose of planning approval.

LEGEND

-  Existing tree, retention categories A1 to A3
-  Existing tree, retention categories B1 to B3
-  Existing tree, retention categories C1 to C3
-  Existing tree, retention category U
-  Additional vegetation - not surveyed
-  Root protection area

Note: Tree retention categories & root protection area as defined by BS 5837:2012

Rev A : Revised following re-survey of site - 19Feb20 (MP/jr)
Base: Haycock & Todd 'Site Survey', S8322, received 12Aug15

PROJECT	Lowfield Road, Bolton on Dearne		
TITLE	Existing Trees on Site		
CLIENT	Gleeson Homes & Regeneration		
DATE	14 Aug 15	SCALE 1 : 500	SHEET A1
DRAWN	MP/jr	DRAWING NO	2292/3
CHECKED	MP	REVISION	A



Chartered Landscape Architects
Swallow's Nest, Main Street
Askham Richard, York, YO26 5NA
Telephone +44 (0)1904 500410
Email design@rosettalandscape.co.uk
Web www.rosettalandscape.co.uk