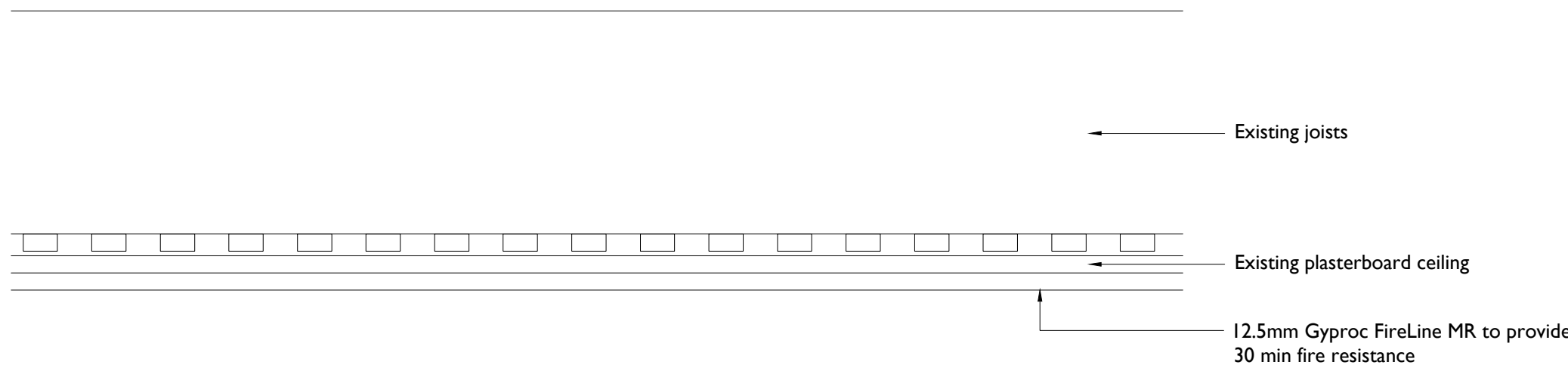
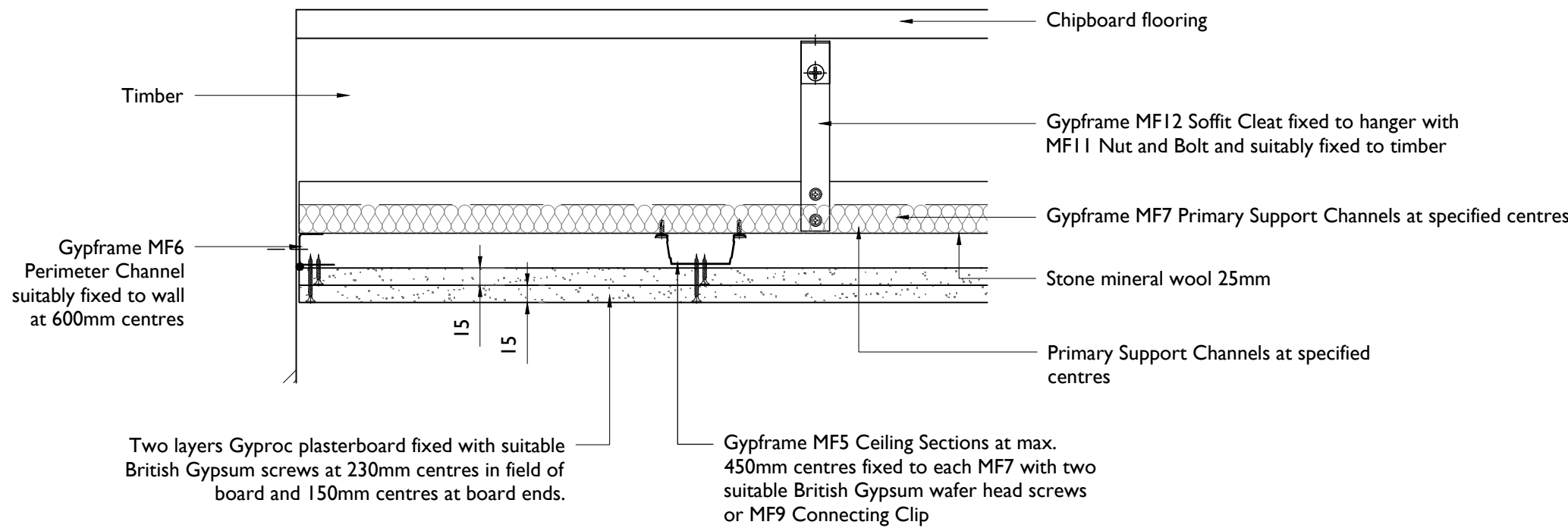


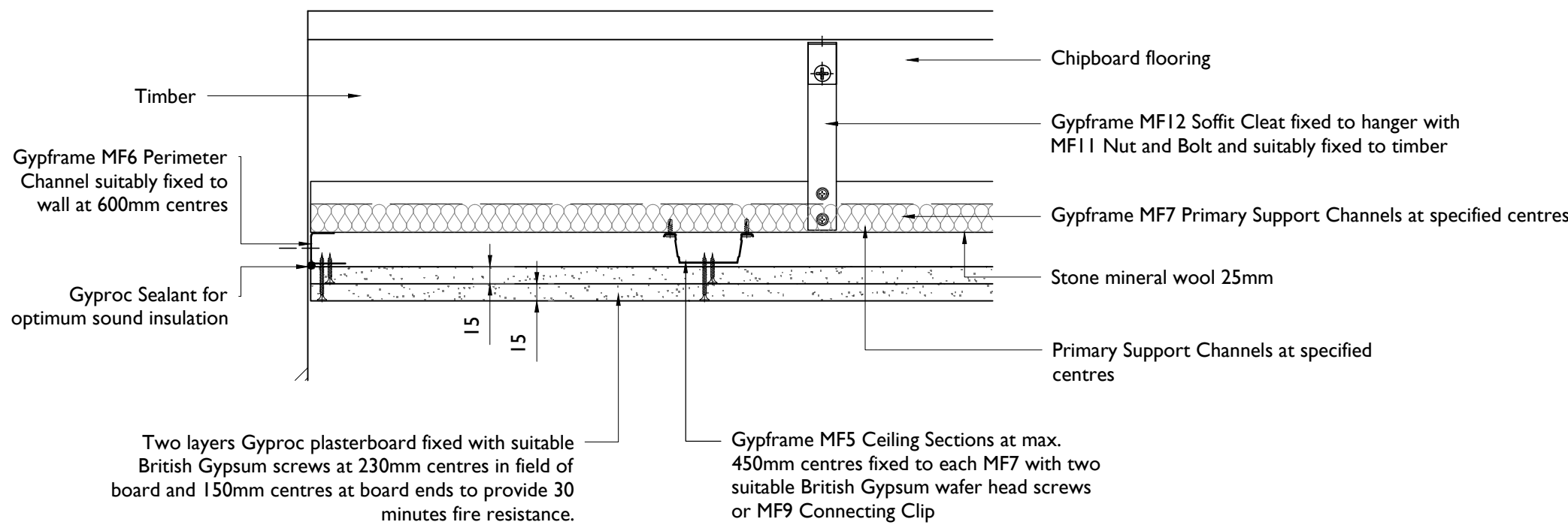
1
3200 **CLG-20I Ceiling Detail as NBS K10/246**
1:5



2
3200 **CLG-21I Ceiling Detail as NBS K10/247**
1:5



3
3200 **CLG-22I Ceiling Detail as NBS K10/215**
1:5



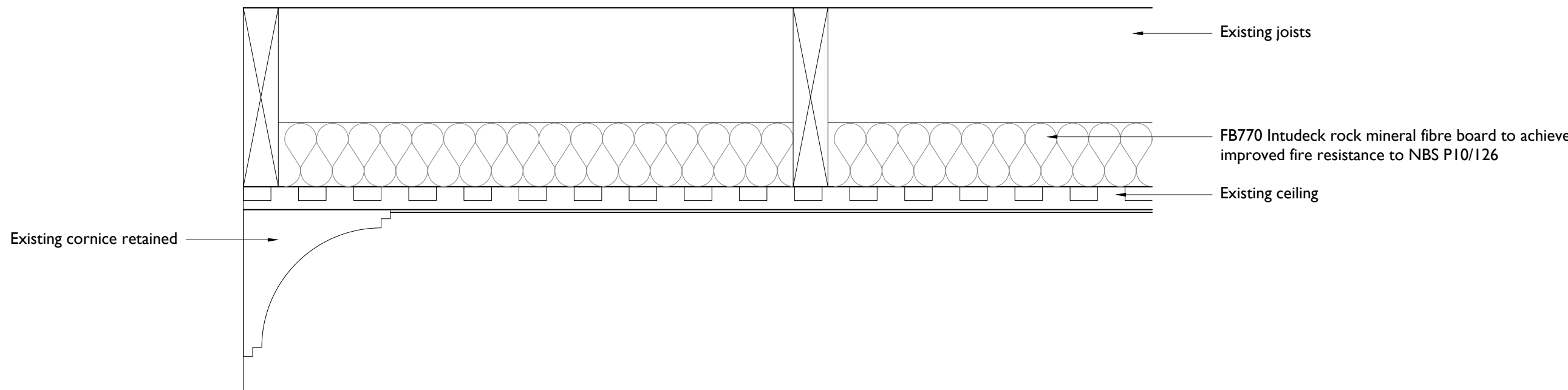
4
3200 **CLG-23I Ceiling Detail as NBS K10/216**
1:5

Woodwool panel ceiling to B20
Refer to drawing 3410.

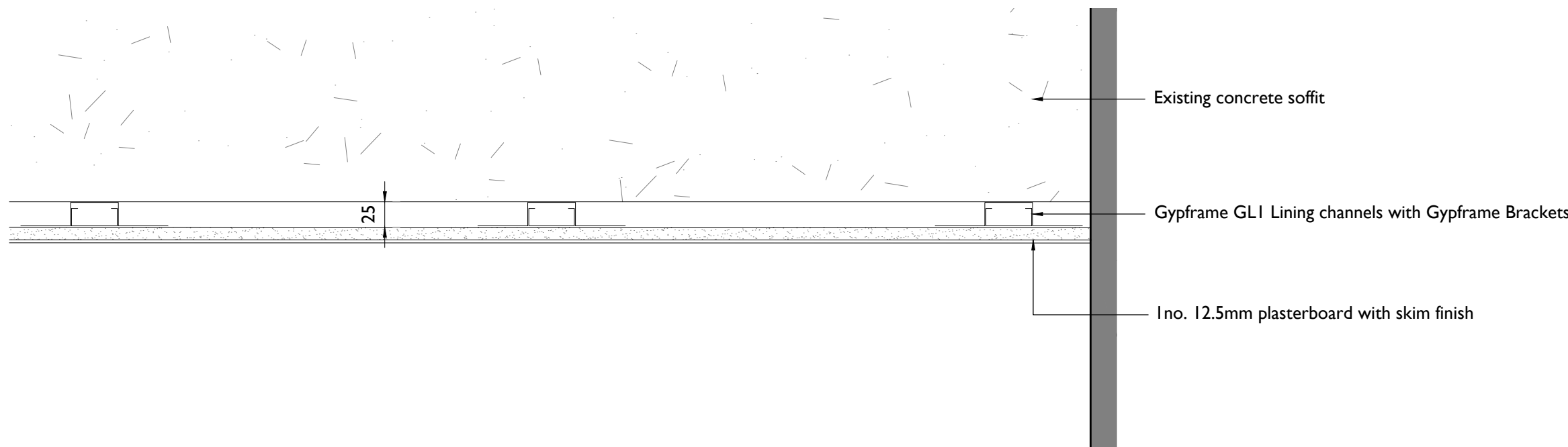
5
3200 **CLG-24I Ceiling Detail as NBS K40/I I 5**
1:5



6
3200 **CLG-10I Ceiling Detail as NBS K10/245**
1:5



7
3200 **CLG-11I Ceiling Detail as NBS P10/126**
1:5




8
3200 **CLG-12I Ceiling Detail as NBS K10/220**
1:5

Notes: 22/09/2023 18:30:59
Drawings are based on survey data and may not accurately represent what is physically present.
Do not scale from this drawing. All dimensions are to be verified on site before proceeding with the work.
All dimensions are in millimeters unless noted otherwise.
Purcell shall be notified in writing of any discrepancies.

Key Plan
not to scale

C01	22/09/2023	TW	TW	-	
REV	DATE	BY	CHK	DESCRIPTION	

CLIENT
Barnsley MBC
PROJECT
Elsecar - Forging Ahead
JOB NUMBER
241992



TITLE
Ceiling Types and Details

SIZE	SCALE	LAST REVISED	DRAWN	CHECKED
A1L		22/09/2023	TW	TW
REV	SUITABILITY/REASON FOR ISSUE			
C01	A - Tender			
DRAWING NAME				
EFAS-PUR-XX-XX-DR-A-3200				