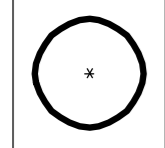
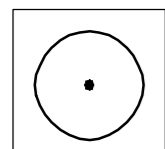
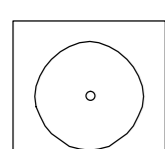
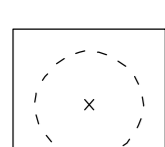
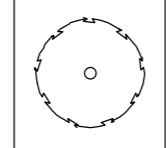
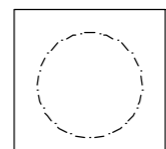


LEGEND

-  Existing tree, retention categories A1 to A3
-  Existing tree, retention categories B1 to B3
-  Existing tree, retention categories C1 to C3
-  Existing tree, retention category U

-  Additional vegetation - not surveyed
-  Root protection area

Note: Tree retention categories & root protection area as defined by BS 5837:2012

This drawing is the copyright of Rosetta Landscape Design and cannot be reproduced in any form without the express consent of the company. Written and scaled dimensions to be checked on site, any discrepancies reported prior to work commencing. **If in doubt please ask.**

This drawing has been prepared for the purpose of planning approval.

PROJECT	Bondfield Crescent, Wombwell		
TITLE	Existing Trees on Site		
CLIENT	Gleeson Homes and Regeneration		
DATE	30 Nov 16	SCALE 1 : 500	SHEET A1
DRAWN	MP/jr	DRAWING NO	2710/1
CHECKED	MP	REVISION	-



Chartered Landscape Architects

1 Isis Court Rosetta Way
 York YO26 5NA
 Telephone +44 (0)1904 794276
 Facsimile +44 (0)1904 786962

Email design@rosettalandscape.co.uk
 Web www.rosettalandscape.co.uk