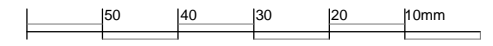



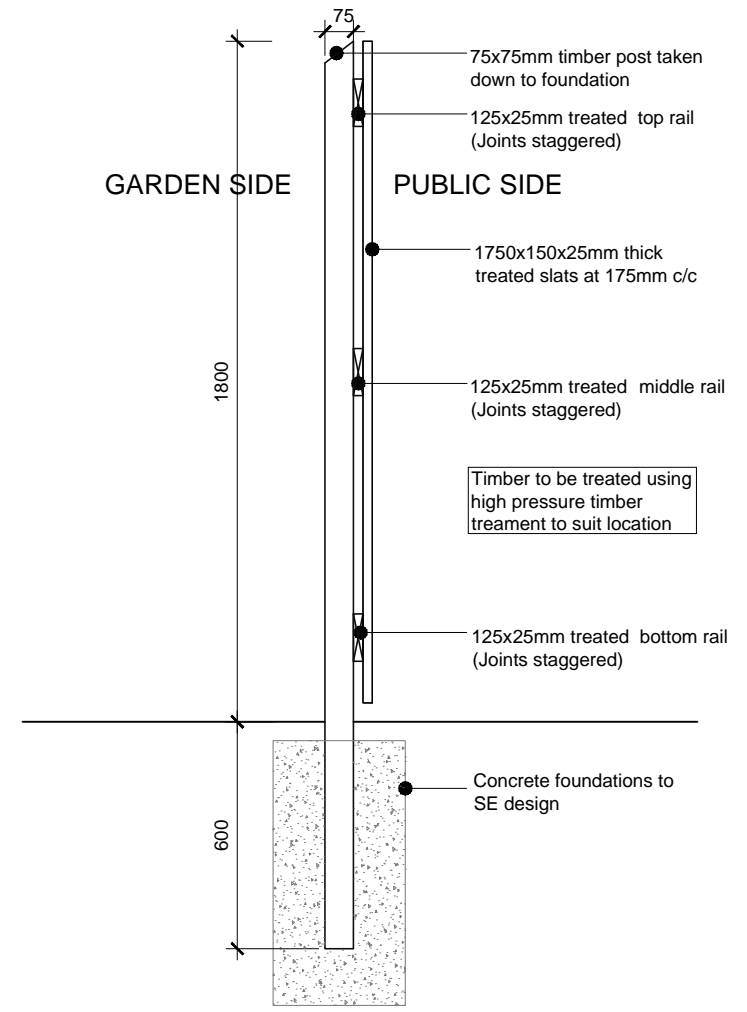
Notes:
 Sketch schemes may be based on plan information of unknown origin and is subject to verification and survey.
 Contractors must verify all dimensions on site before commencing any work or shop drawings. This drawing is not to be scaled. Use figured dimensions only.
 Building areas are liable to adjustment over the course of the design process due to ongoing construction detailing developments.
 Subject to statutory approvals and survey.



NOTE:-
 Ring Shank nails to be used throughout.



TYPICAL ELEVATION



TYPICAL SECTION

E	Ringshank nails and gap measuring note added.	10.09.18	djr
D	Fenceposts amended to measure 75mm square. re-centered at 2000mm.	19.10.15	djb
C	Drawing amended following client comments	04.07.13	wc
B	title block corrected.	15.02.13	djb
A	Post centres amended to 2m, and depth revised to min. 1/3 of post height	14.03.12	ta

revisions
 status Planning

edward architectural services ltd

prospect house 32 sovereign street leeds ls1 4bj t 0113 398 4000
 www.eas-limited.co.uk

project **Standard Details**
 client **Gleeson Homes & Regeneration**
 title **Boundary Treatments**
1800mm High Timber Fence
 drawn je checked ge date 13.04.11 scale 1:20@A3
 job no **0282** drawing no **SD-100** rev **E**