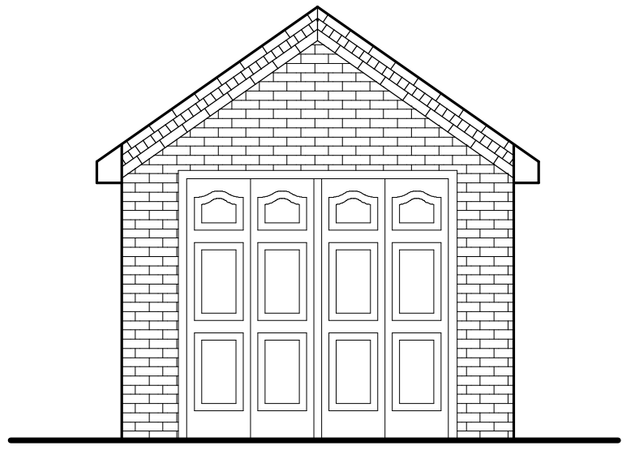

FRONT ELEVATION

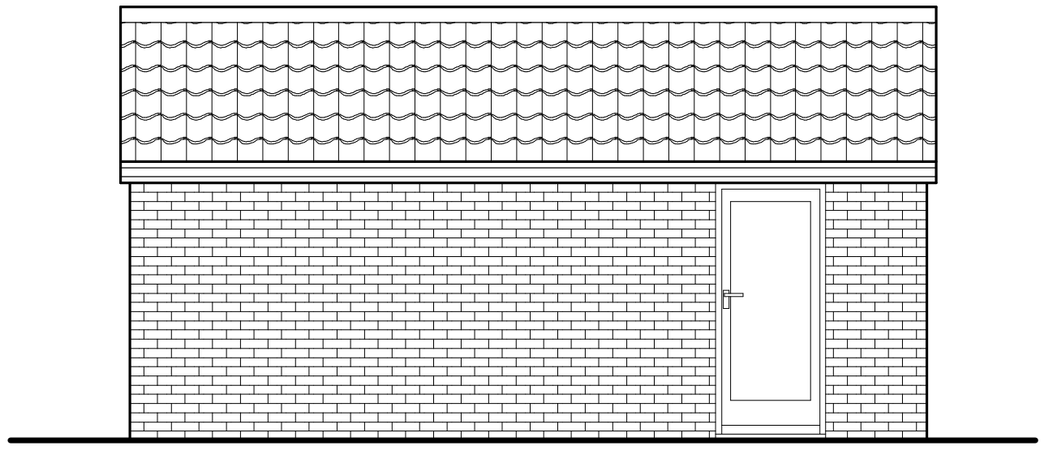

SIDE ELEVATION

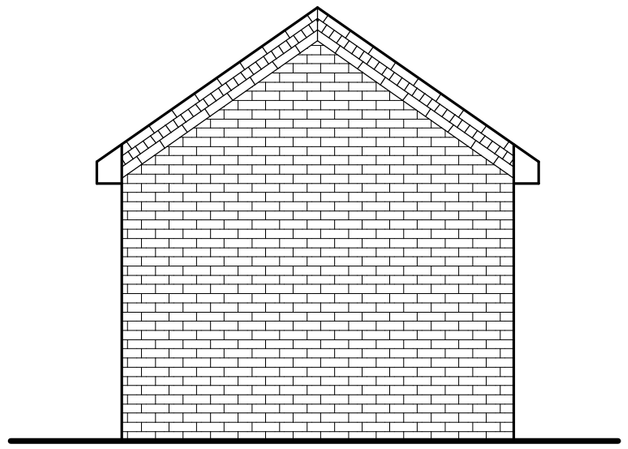

REAR ELEVATION

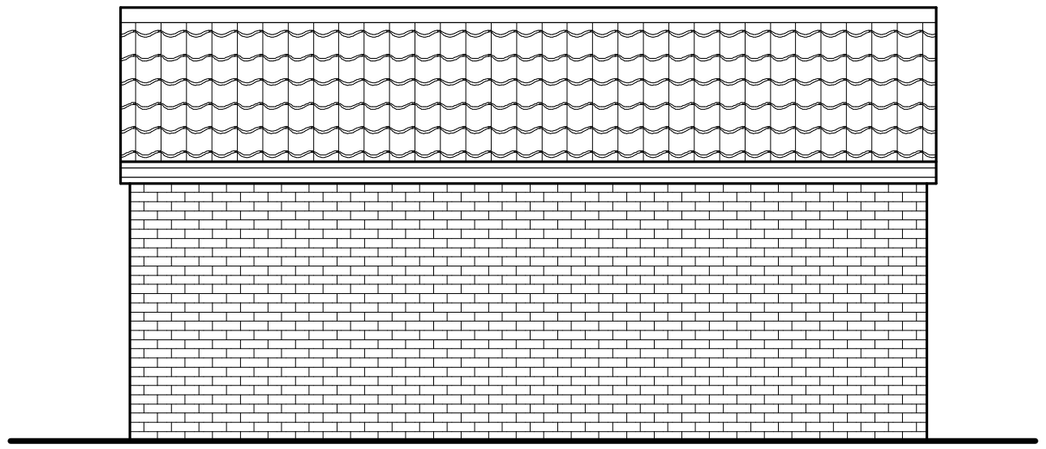

SIDE ELEVATION

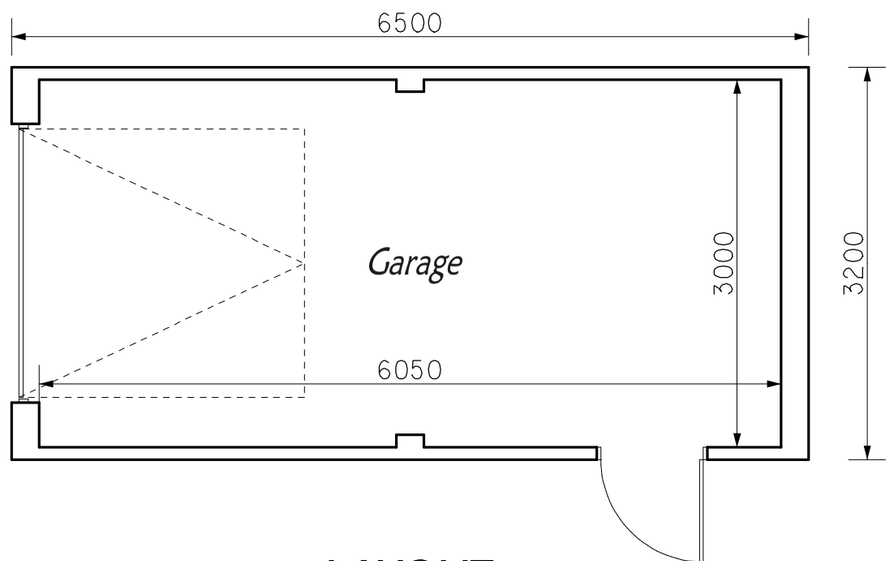

LAYOUT

General notes

1 This drawing is copyright and is not to be copied or reproduced in any way without obtaining prior consent.

2 All dimensions and levels to be checked and verified on site.
Any discrepancies to be reported to this office before work commences.

3 Details of ground floor construction and foundations are indicative only and are subject to ground conditions and levels.

4 The project to which this drawing applies should, if applicable, be undertaken in full compliance with the C.D.M. Regulations (2007), and under the control of a client appointed C.D.M.Co-ordinator

5 Any work that is carried out adjacent to any existing 'Party Walls and Boundary Party Walls' the client is to ensure that the requirements of the Party Wall Act 1996 are strictly adhered to and all the legal requirements of that act are to be discharged prior to commencement of any work.

6 NOTE:
Any works that are subject to Building Regulation Approval must not be commenced prior to approval being granted.
Any works that are commenced prior to approval will be the sole responsibility of the applicant/contractor.

PROVISIONAL DRAWING

PROJECT : NEW DWELLING

ADDRESS : 86 MEXBOROUGH ROAD
BOLTON ON DEARNE
BARNSLEY

CLIENT : MR S KELLY

DRAWING No : MS/075/19 - 02

SCALE : 1:50



Mark Smith - Architectural Design
3 Dene Road, East Dene,
Rotherham. S65 2SE.

Telephone : 07720 525438
E-mail : msmith-rufc@hotmail.co.uk
Website : www.marksmithdesign.webs.com