







©
No dimensions are to be scaled from this drawing.
All dimensions and sizes to be verified on site

Drawing prepared from published sources
not by site survey. All Contractors/Tenderers
are to check / verify all dimensions on site.

Rev: A Description: Electrics Added Date: Jan '16

- Electrical Symbols**
-  13 Amp Socket
 -  Switch
 -  2 Way Switch
 -  Passive Infra-Red Detector
 -  Fused Spur Outlet
 -  Pull Cord Light Switch

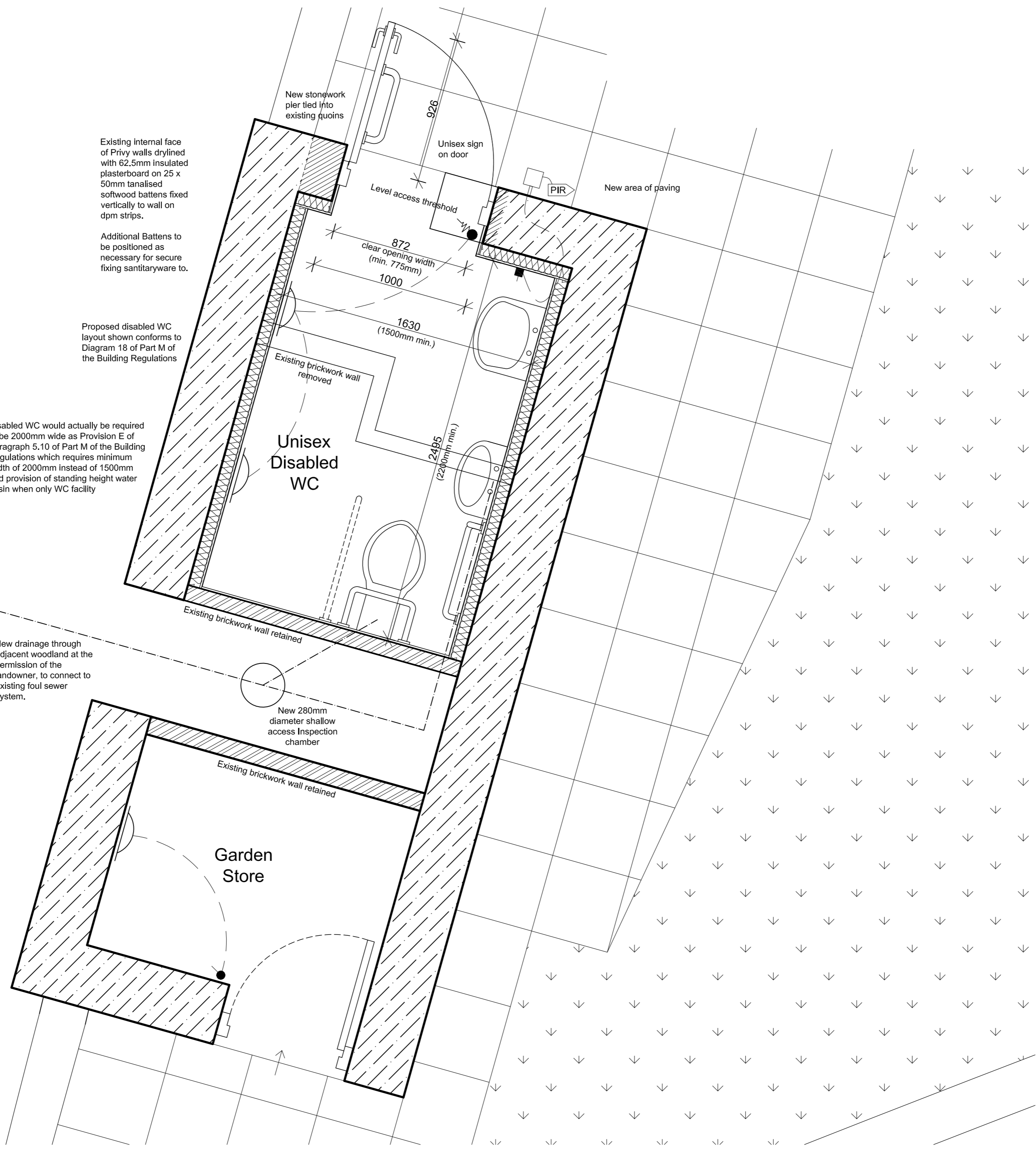
Existing internal face of Privy walls drylined with 62.5mm insulated plasterboard on 25 x 50mm tanalised softwood battens fixed vertically to wall on dpm strips.

Additional Battens to be positioned as necessary for secure fixing sanitaryware to.

Proposed disabled WC layout shown conforms to Diagram 18 of Part M of the Building Regulations

Disabled WC would actually be required to be 2000mm wide as Provision E of Paragraph 5.10 of Part M of the Building Regulations which requires minimum width of 2000mm instead of 1500mm and provision of standing height water basin when only WC facility

New drainage through adjacent woodland at the permission of the landowner, to connect to existing foul sewer system.



Alterations to External W/c
(Scale 1:20)

No.	Date	Revision Details	By
Andrew Shepherd. Chartered Architect, Surveyor 453 Glossop Road, Sheffield S10 2PT Telephone: 0114 2662458, Fax: 01142662459. Email: info@andrewshepherdarchitect.co.uk			
Client: Bullhouse Dissenters Chapel Trustees			
Job Title: New WC to Bullhouse Chapel, Bullhouse Lane, Millhouse Green, Penistone, Sheffield S36 9NF			
Drawing Title: Proposed Alterations/Upgrading of the External W/c and Garden Store			
Scale:	1:20 @ A2	Drawn By:	TJC
		Date:	Aug 2014
Job No:	03.20.11/12	Drawing No:	P/01
		Revision No:	A