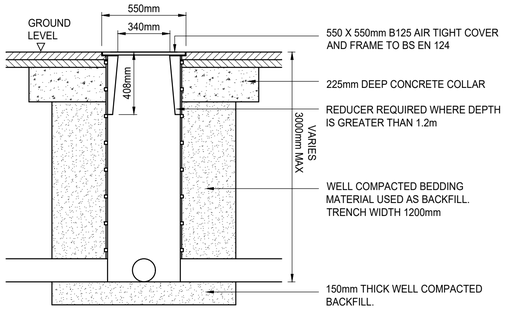

CATCHPIT MANHOLES TO HAVE A 400mm SUMP AT BASE OF INSPECTION CHAMBER

SITED IN DRIVEWAYS/HARD LANDSCAPED AREAS
(SHOWING REDUCED ACCESS)

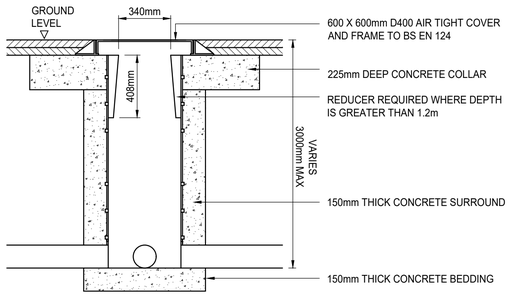

CATCHPIT MANHOLES TO HAVE A 400mm SUMP AT BASE OF INSPECTION CHAMBER

SITED IN HEAVY DUTY LOCATION
(SHOWING REDUCED ACCESS)

475mmØ POLY-PROPOLENE
INSPECTION CHAMBERS (PPIC) TO BS EN 752
(SCALE 1:20)

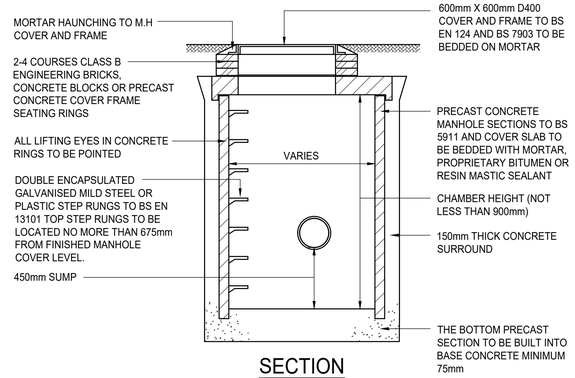

SECTION

PIPE DIA (mm)	ROCKER PIPE LENGTH (m)
150-600	0.6
600-750	1.00
>750	1.25

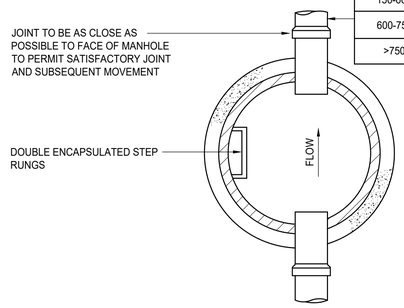

PLAN

CATCHPIT DETAIL
DEPTH TO INVERT 1.2m - 3m
(SCALE 1:20)

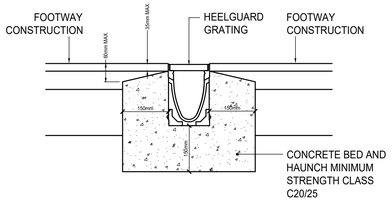

ACO MULTIDRAIN TYPICAL DETAIL
ASPHALT FOOTWAY
(SCALE 1:10)

NOTE:
UNDER CARRIAGEWAY BACKFILL TO BE TYPE 1 GRANULAR MATERIAL

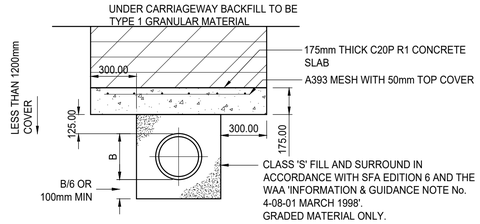

CONCRETE PIPE PROTECTION DETAIL
CARRIAGEWAY - LESS THAN 1200mm COVER
OPEN SPACE - LESS THAN 900mm COVER
(SCALE 1:20)

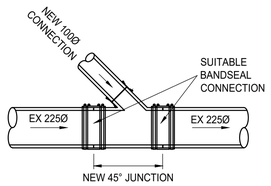

TYPICAL JUNCTION
INSERTION DETAIL
(SCALE 1:20)

KEY

- GRANULAR MATERIAL COMPLYING WITH IGN 4-08-01
- SELECTED EXCAVATED MATERIAL, COMPLYING WITH CLAUSE 2.49 AND 3.6 OF 'CIVIL ENGINEERING SPECIFICATION FOR THE WATER INDUSTRY - 6TH EDITION' IN LAYERS NOT EXCEEDING 225mm UNCONSOLIDATED THICKNESS, AND THEN FULLY COMPACTED TO FORM A STABLE BACKFILL
- GRANULAR SUB-BASE MATERIAL (DOT TYPE 1) DEPOSITED IN LAYERS NOT EXCEEDING 225mm UNCONSOLIDATED THICKNESS THEN FULLY COMPACTED
- CONCRETE SURROUND - FOR MIX SEE DRAINAGE NOTES

NOTE
NO MECHANICAL COMPACTION WITHIN 300mm OF CROWN OF PIPE

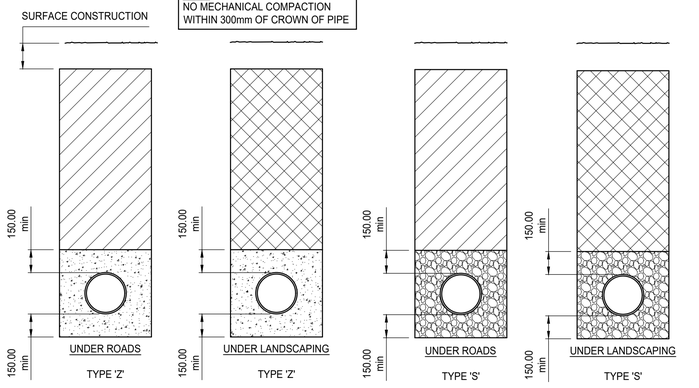

APPLICABLE UNDER ROADS / SERVICE YARDS WHERE DRAINS HAVE LESS THAN 1200 COVER IF ADOPTED OR LESS THAN 900 COVER IF NOT ADOPTED

APPLICABLE UNDER FOOTPATHS, VERGES AND OTHER NON-TRAFFICKED AREAS WHERE DRAINS HAVE LESS THAN 900 COVER IF ADOPTED OR LESS THAN 600 COVER IF NOT ADOPTED

APPLICABLE UNDER ROADS / SERVICE YARDS WHERE DRAINS HAVE MORE THAN 1200 COVER IF ADOPTED OR MORE THAN 900 COVER IF NOT ADOPTED

APPLICABLE UNDER FOOTPATHS, VERGES AND OTHER NON-TRAFFICKED AREAS WHERE DRAINS HAVE MORE THAN 900 COVER IF ADOPTED OR MORE THAN 600 COVER IF NOT ADOPTED

DRAINS WITH CONCRETE
(TYPE Z) BED AND SURROUND

DRAINS WITH GRANULAR
(TYPE S) BED AND SURROUND

DRAIN SURROUND DETAILS
(SCALE 1:20)

SIZING OF BEDDING MATERIAL TO IGN 4-08-01

PIPE DIAMETER	AGGREGATE	
	NOMINAL SINGLE-SIZED	GRADED
UP TO 100mm	10mm	
OVER 100mm TO 150mm	10mm 14mm	14mm TO 5mm
OVER 150mm TO 300mm	10mm 14mm 20mm	14mm TO 5mm 20mm TO 5mm
OVER 300mm TO 550mm	14mm 20mm	14mm TO 5mm 20mm TO 5mm
OVER 550mm	14mm 20mm 40mm	14mm TO 5mm 20mm TO 5mm 40mm TO 5mm

MINIMUM SUPPORTED TRENCH WIDTHS TO BS EN 1610

OUTSIDE DIAMETER	WIDTH OF TRENCH			
	TRENCH DEPTH			
	0m - 0.99m	1.00m - 1.74m	1.75m - 3.99m	4.00m+
100mm	500mm	800mm	900mm	1000mm
150mm	550mm	800mm	900mm	1000mm
225mm	625mm	800mm	900mm	1000mm
300mm	800mm		900mm	1000mm
375mm	1075mm			
450mm	1150mm			
525mm	1225mm			
600mm	1300mm			
675mm	1375mm			
750mm	1600mm			
825mm	1675mm			
900mm	1750mm			
975mm	1825mm			
1050mm	1900mm			
1200mm	2050mm			
OVER 1200mm	PIPE DIAMETER + 1000mm			

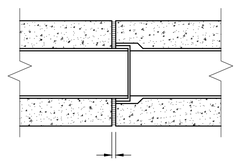

COMPRESSIBLE FILLER BOARD
18mm FOR PIPES UP TO 450 DIA 36mm FOR PIPES 450 TO 1200 DIA

PIPE JOINT DETAILS
(DRAINS WITH CONCRETE BED/SURROUND)
(SCALE 1:20)

This drawing is copyright of DART Engineers Ltd and must not be copied or reproduced in any way without written consent.

DO NOT SCALE OFF THIS DRAWING

Status

No.	Revision	Date	Drwn

DART ENGINEERS LTD
CIVIL AND STRUCTURAL ENGINEERING

CONTACT
e: andy@dart-engineers.com
e: robt@dart-engineers.com
m: 07725281902
w: www.dart-engineers.com

CLIENT
ALPHA DORA LTD

PROJECT
BLACKHEATH ROAD, BARNSLEY

DRAWING TITLE
DRAINAGE DETAILS

Drawn	Chkd	Date	Scale
AD	RT	June 2025	As Shown

Sheet Size	Drawing No.	Revision
A1	25359- DR-C-0101	P1