Contractor must verify all dimensions on site before commencing any work or shop dra
If this drawing exceeds the quantities taken in any way, the building designers are to b
informed before the work is initiated.
Only figured dimensions to be taken from this drawing, Do not scale off this drawing.
Drawing based on Ordnance Survey and/or existing record drawings - design and draw
content subject to Site Survey, Structural Survey, Site Investigations, Planning and Sta
Requirements and Approvals.
All drainage layouts are schematic and invert levels must be established prior to constr

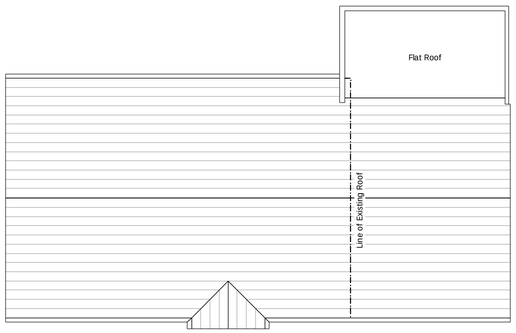

Roof Plan Plan 1:100



Site Block Plan 1:500

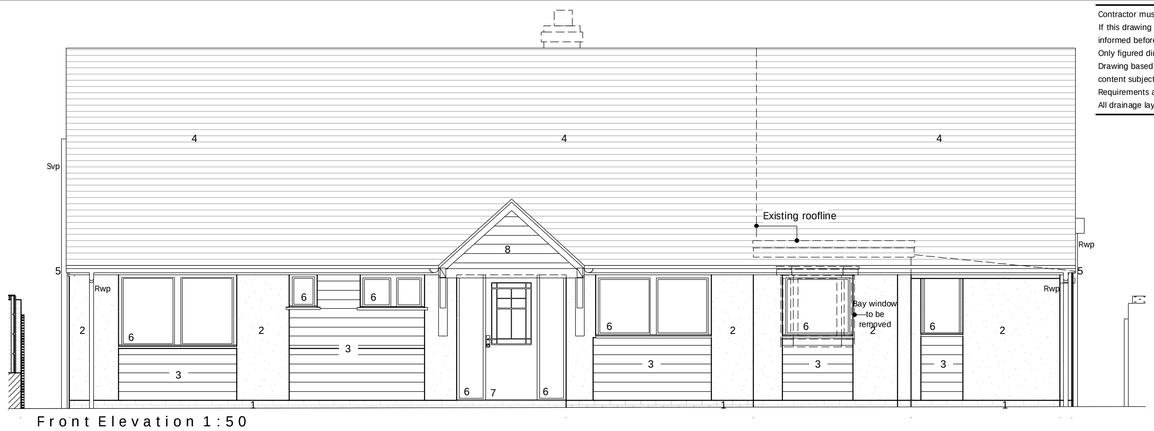

Front Elevation 1:50

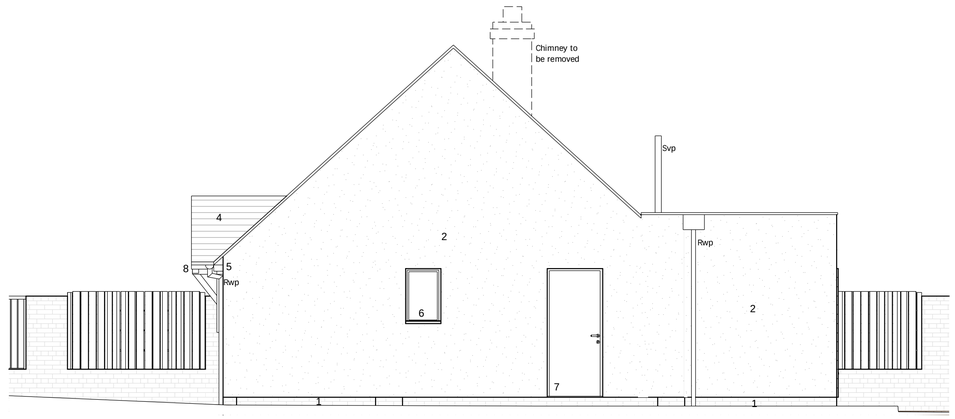

Side Elevation 1:50



Site Location Plan 1:1250

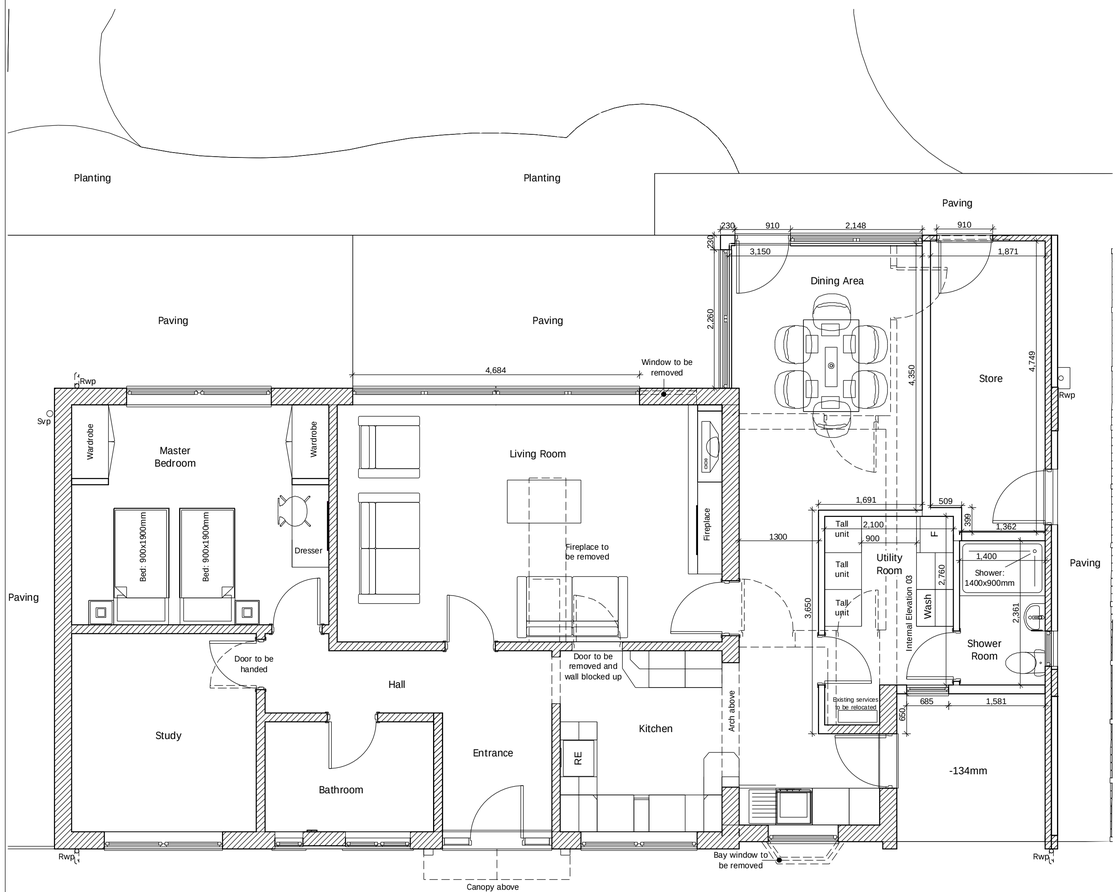

Ground Floor Plan 1:50

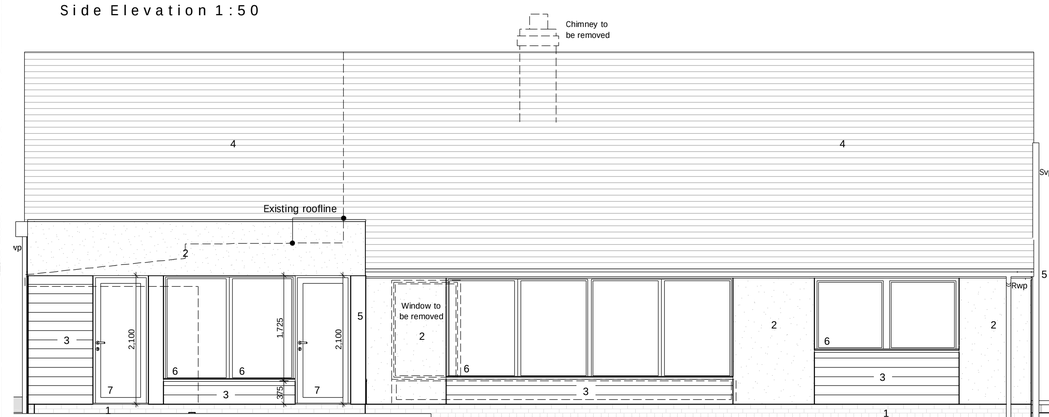

Rear Elevation 1:50

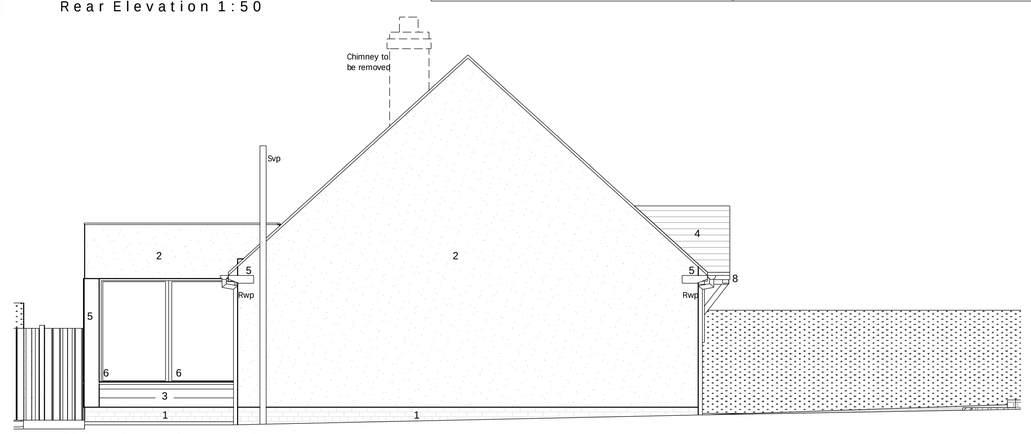

Side Elevation 1:50

Material Key:

1. Red brickwork.
2. Cream through colour render.
3. Horizontally laid wood look composite cladding board.
4. Grey concrete inter-locking tile.
5. Black fascias and soffits.
6. Grey window.
7. Grey door.
8. Timber porch.

Note: All black rainwater goods

Rev B 12.12.2012. Updated plans following client meeting. NIP
Rev A 06.12.2012. Updated plans following client meeting. NIP

Project Status:	PLANNING ONLY

transform | architects...

4 Rushmead Court, Ossett, WF5 0NZ
tel: 01924 265 080 - fax: 0871 66 11 003
web: www.transformarchitects.co.uk email: info@transformarchitects.co.uk

Project:	5 Tivy Dale Drive, Cawthorne, Barnsley, South Yorkshire, S75 4EN
Client:	Mr R Carbutt
Drawing Title:	Proposed Arrangements A1
Scale:	1:50, 1:500, 1:1250, 1:100
Date:	29 - 11 - 2012
Drawn By:	MNB
Drawing Number:	T583 - PL02
Revision:	Rev B