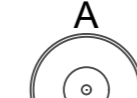
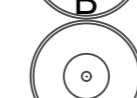



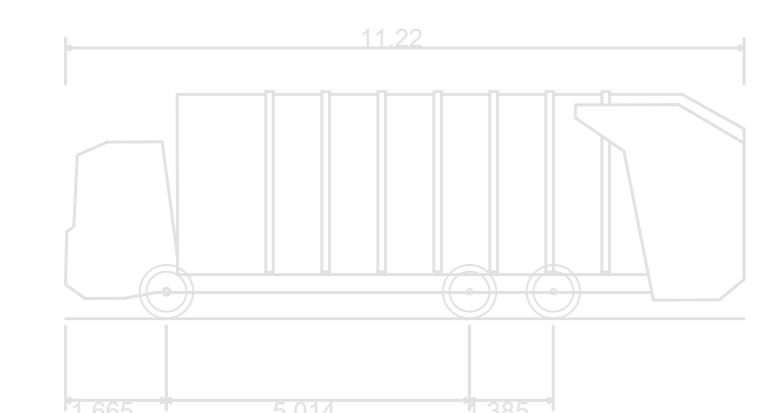


THORLUX KEY

- 3  JUN18631L
177w LED Juno D floodlight. Symmetric Distribution.
- 7  JUN18634L
99w LED Juno D floodlight. Asymmetric Distribution.
- 10  FC8
8m galvanised tubular steel column.

Notes

METRODOME LEISURE COMPLEX



Phoenix 2 Duo Recycler (P2-15W with Elite 6x4 chassis)
Overall Length 11.220m

The proposed lighting scheme is subject to our terms and conditions which can be found here: <http://www.thorlux.com/terms>



Merse Road, North Moons Moat, Redditch, Worcestershire B98 9HH.
Telephone 01527 583200
Facsimile 01527 584177
E-Mail lighting.design@thorlux.co.uk
Web site: www.thorlux.com

PROPOSED LIGHTING LAYOUT Barnsley Metrodome New Overspill Car Park

| | |
|----------|----------|
| SCALE | 1:125@A0 |
| DATE | 06.06.19 |
| DRN. BY | AJF |
| DESIGNER | AJF |

DRAWING No. 523311-00