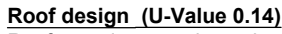




EXISTING REAR ELEVATION

EXISTING FRONT ELEVATION

EXISTING SIDE ELEVATION



Roof to match extension to be interlocking concrete tiles (suitable for 15 degree pitch with 100mm head nail) in colour to match existing laid in accordance with the manufacturers instructions on 25x47 battens 25x47 counterbattens on 100x100 insulation. Breathable membrane on rafters and 175 degree C24 rafters at 400 c/c secured to wall with 100mm x 25mm clips. Soffit to be double up with 125mm x 25mm x 125mm insulation. 125mm x 25mm x 125mm K107 insulation between members with a maximum of 50mm air space to stopping sealed and 52.5mm Kiosol Kooltherm K18 12.5mm insulated plasterboard. Provide 25mm continuous ventilation at eaves level via fascia board. Ventilation provided above eaves. All wall plates are 47 x 100 and strapped down with 100 x 900 B7 M305 straps or similar approved at 1.00 metre centres and 0.40 metres on every corner. Soffit to be strapped to side walls using 100 x 1200 B7 M305 straps or similar approved at no more than 0.40 metre centres and 0.40 metres on every corner or ridge. Straps are to be nailed to wall plate and plugged and screwed to wall with 5 No. screws.

Fascia / soffit boards - From 12mm UPVC or similar material existing with all vents.

150x100x8RHS (S355) with  
270x8 (S275) plate over bifold  
door and window to rear elevation

### External Cavity Walls - (Above Ground floor) (U-Value 0.19)

100mm Stonework to match existing

100mm air gap filled with 90mm Kingspan K106 Near full cavity with 10mm residual air to be confirmed 150mm below internal ground floor level and supported on a row of wall ties.

10 mm Plasmaster Strati or similar blackboard inner leaf

15.0mm plasterboard & skm dpts.

Standard steel vertical cavity 225mm long to be provided at 750 horizontal cm and 450 vertical mm (2.5 ties/metre), every breadth depth to reveals.

Wool holes are to be provided where applicable.

Cavity is to extend full height and up into roof space

Cavity is to be filled with mix concrete to be no higher than 225 mm below highest dpc.

Cavity is to be sealed at eaves with insulated cavity closing incorporating a vertical dpc.

Minimum cavity wall returns to be 655mm minimum.

Insulated cavity closers are to be provided to all reveals.

DPC's to be provided to external walls at 150 mm above finished ground level

All doors and window jamb / heads and underlints DPC's to be horizontal strip polymer (hydrod)

damp proof course to both internal and external skins minimum

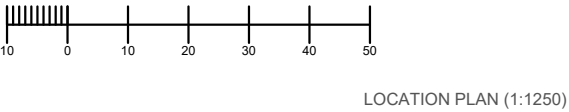
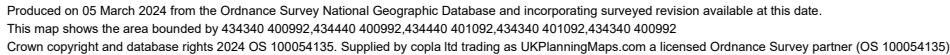
**Ground Floor (U-Value 0.19)**

50mm Cemex Supaflo or similar screed  
800g Visqueen separation membrane  
120mm Kingspan Kooltern K103 insulation  
800g Visqueen separation membrane  
125mm Grade C35 concrete slab with A142 mesh in top face  
1200g Visqueen DPM  
150mm MOT Type 1 Sub-base

### External Cavity Walls - (Below Ground level &

**External Cavity Walls - (Below Ground level & )**  
Walls below Ground level to be either in 300mm wide trench blocks or 2 No. leafs of 100mm 7/N/mm<sup>2</sup> concrete block with 100mm concrete filled cavity.

### TYPICAL SECTION



B	Site Address amended			
	Date 22/04/2024			
A	Attic floor amended			
	Date 24/07/2023			
Rev	Description			
	Designed	Checked	Approved	Date
Status				



**Longsight Design Consultancy Ltd**  
LONGSIGHT HOUSE, 258 SACKUP LANE, STAINCROSS  
BARNLEY S75 5AX  
TEL/FAX 01226 383038  
EMAIL TONY.RUBIND@LONGSIGHTDESIGN.CO.UK

Client	Client Project Ref.
-	16 Allotts Court

Site Address 1b Allotts Court  
Birdwell  
Barnsley  
S70 5UF

Title
Proposed Single Storey Extension Sections and Elevations

Scale @ A1 1:25 1:100		Drawn by AR
--------------------------	--	----------------

Drawing Number	Revision	M
DC20-087-04A	A	