A1

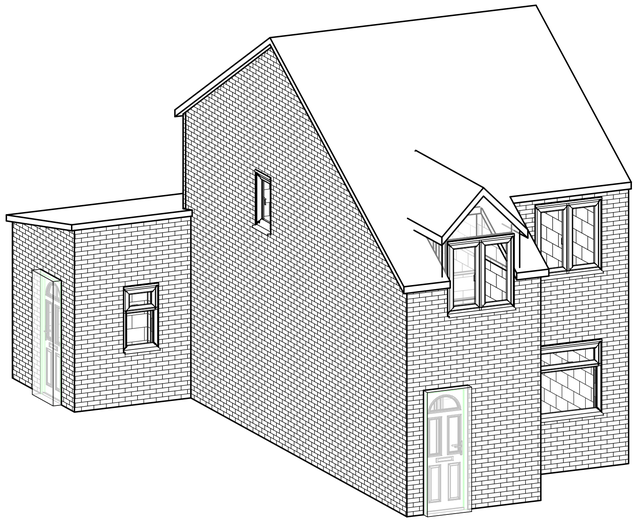

I Isometric - Proposed

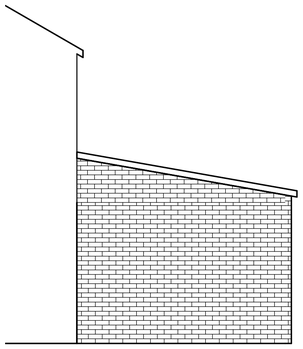

E Proposed East Elevation
1 : 50

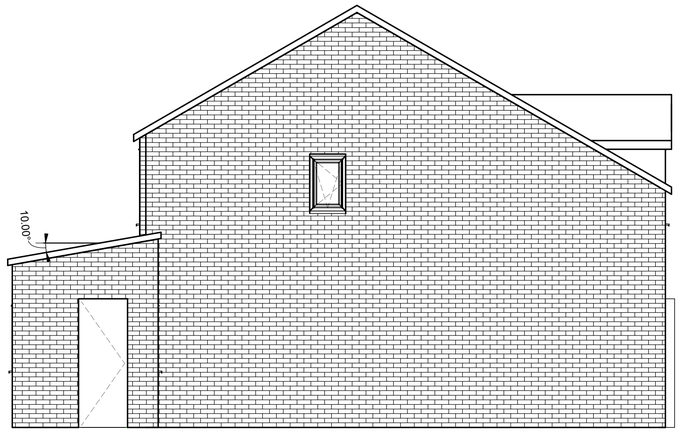

W Proposed West Elevation
1 : 50

S Proposed South Elevation
1 : 50

N Proposed North Elevation
1 : 50

Notes:
1. This drawing is to be read in conjunction with all relevant architect, services and engineering drawings together with the relevant specifications including drawing DRG-0010.
2. Dimensions are not to be scaled from this drawing. Use given dimensions only. Dimensions in millimetres U.N.O. All dimensions are to be confirmed on site.
3. All proprietary products are to be used and installed strictly in accordance with the manufacturer's requirements.
4. The structure is designed and detailed for the permanent condition only. The Contractor is responsible
for all temporary works.
5. All works undertaken by the contractor to be compliant with relevant and current building codes, regulations and good practices.
6. All steel to be grade S355 U.N.O.

19/05/2022 16:15:43

Issue	Date	
P02	19/05/22	Building Regulations
P01	15/04/22	Building Regulations

skyhooks engineering

Client
Rob Mynett & Laura Holliday
15 Cloudberry Way
Mapplewell
Barnsley S75 6EA

Project Title
Cloudberry Way
Extension

Drawing Title
Proposed Elevations and Isometric

Scale at A1: 1 : 50
By / Chkd / Appd: JF
Role: Building Regulations
Status
Job No
Rev: **P02**
ID: **DRG-1003**

Do not scale

© Skyhooks Engineering