

BLOCK PLAN 1/500 approx.

PROPOSED SINGLE STOREY EXTENSION TO 7 ASH COTTAGES BARNSLEY FOR MR. & MRS. R. BAILEY - TEL. 756510

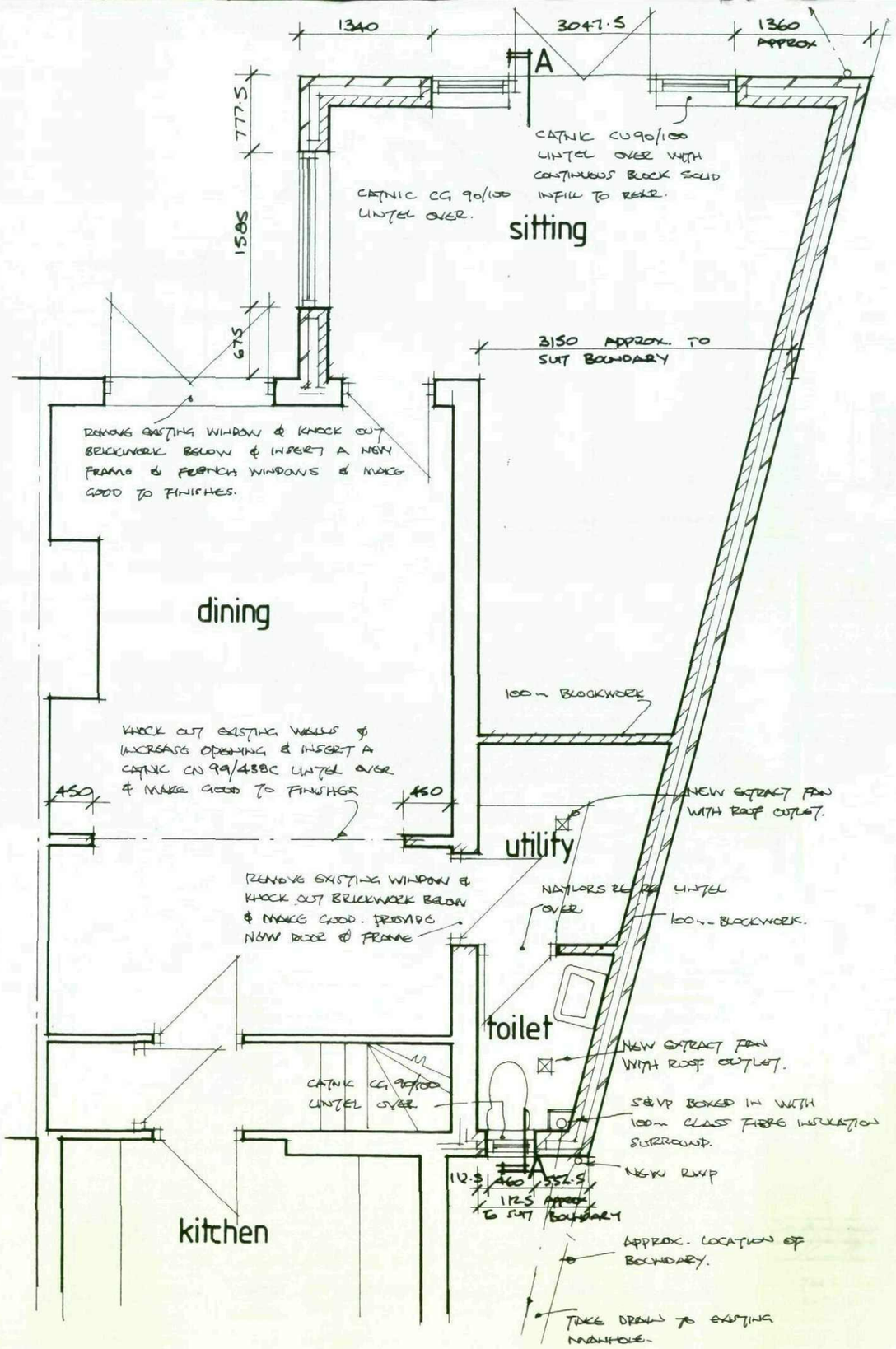

PROP. G.F. PLAN

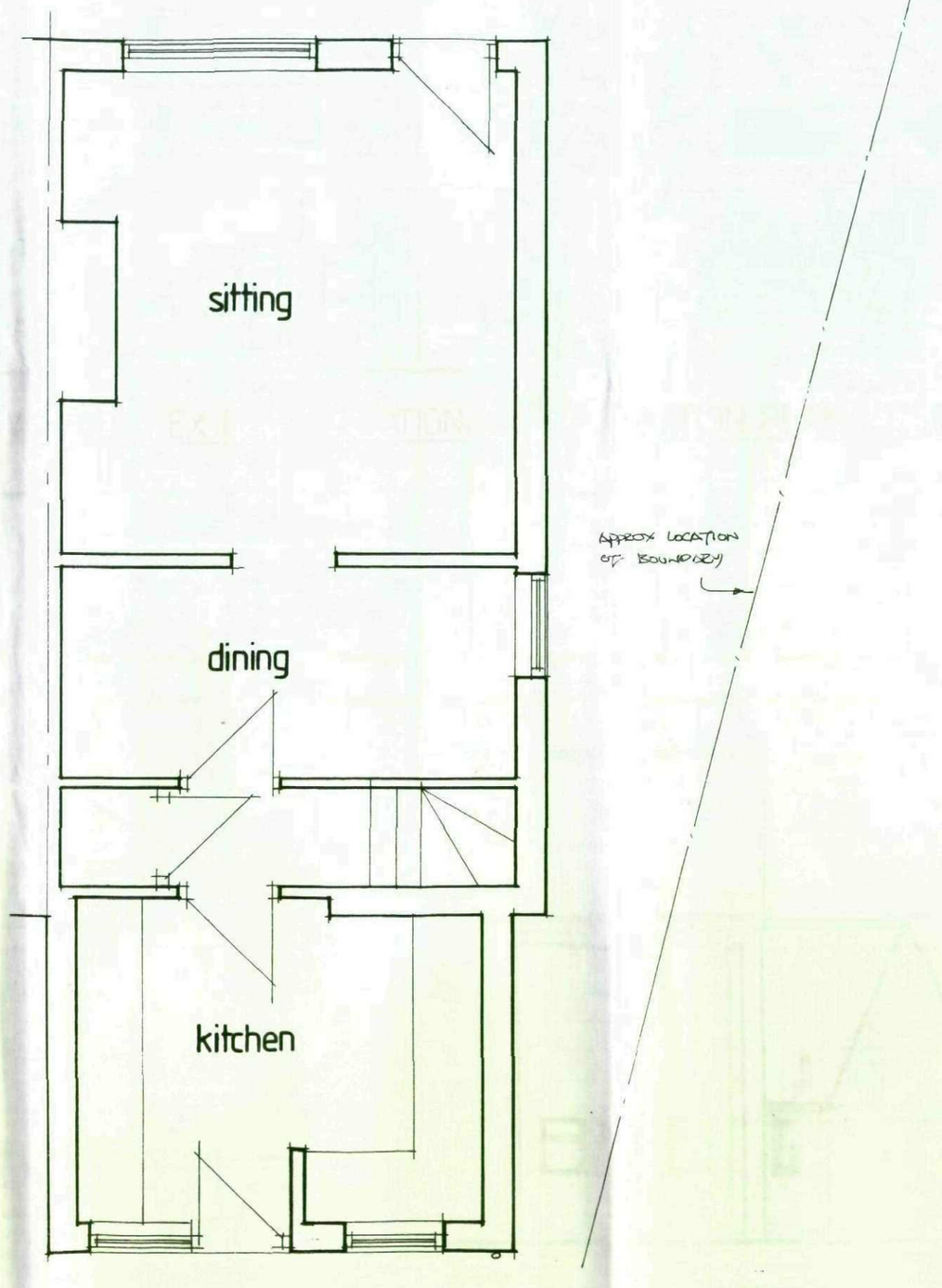

EX. G.F. PLAN

GENERAL CONSTRUCTION NOTES
7 ASH COTTAGES BARNSLEY

General notes are to be read in conjunction with drawings and are applicable unless otherwise stated on drawings.

Foundations:- to be C35 grade concrete strip footings generally at a min depth of 525 mm to topside below ground level (900mm in clay). 600 wide by 225 thick for external cavity walls and 450 x 225 thick under 100 mm wide internal block work partition walls. Insert a layer of B503 mesh reinforcement in bottom.

Walls:- external walls to be cavity construction comprising of an outer leaf of facing material as indicated on drawing, with a 100 mm cavity to be filled with 100 mm Crown Dritherm with 100 mm thick Plasmor Stranlite inner leaf with 12.5mm plasterboard on plaster dabs with plaster skim finish to achieve U value 0.30W/msq.K. Below ground level use solid Stranlite or other approved 7N/ mm strength blocks to BS 5628. Provide cavity fill to within 75 mm of ground level. Close cavity at eaves. Bond external brickwork to existing every alternate course or use stainless steel wall connector/tie system. Provide and insert stainless steel vertical twist wall ties at a rate of 5 per sq metre ie at 750 centres horizontally, 450 centres vertically, and 225 centres up reveals of openings. Provide tray dpcs over all lintels. Provide continuous horizontal dpcs to both leaves min 150mm above ground level. Insert Damcor insulated cavity closers/dpc's to all, sills and reveals of openings in external walls as required. Wall plates to be 100 x 75 timbers restrained by 30 x 5 mm galvanised mild steel anchor straps 1200 centres built into blockwork, 900 mm min drop. Internal walls to be 100 mm thick blockwork plastered both sides.

Floors Generally:- to be 100 mm thick C35 grade concrete on 2000g-visqueen dpm/radon barrier on 100mm thick Polyfoam Plus Floorboard 220 insulation on 150 min well compacted hardcore to achieve U value 0.22W/msq.K.

Pitched roofs:- roofing material as specified on drawing on 38 x 25 sw battens on one layer untearable roofing breather felt on prefabricated trussed rafters to BS 5268 part 3 1973 using processed timbers to BS 4471 1978 and BS 4978 1973. Calculations for trusses are to be submitted 28 days prior to erection for which conditional approval is requested. Provide and install a proprietary PVC eaves ventilation strip to full extent of eaves, duct over insulation to vent roof space. Provide and install 100 mm thick Crown Loft Roll 40 insulation between ceiling joist members with 200 mm Crown Wool insulation over joists to achieve 0.16W/msq/K. Ceilings to be 12.7 mm thick plasterboard and skim finish.

Provide and install 30 x 5 mm galvanised mild steel anchor straps at 1200 centres to roof trusses to gables at rafter and ceiling joist levels. Straps are to extend over 3 no trusses and be spiked to each one. Nog out between members directly beneath straps in 75 x 50 timbers.

Windows and ventilation:- all new windows are to have opening lights of not less than 1/20th of the floor area and glazed panels not more than 25% of the floor area. New windows to all habitable rooms to be fitted with trickle ventilators giving not less than 8000 mm^2 area. All new windows and glazed doors are to have double glazed units manufactured to BS 6206 using 6mm laminated glass outer leaf 16mm air gap and 6mm inner leaf of laminated Pilkingtons soft coated low E glass, and are to be fully draft stripped.

Provide and install mechanical extract fans with 100 mm ducts to external air. Fans are to be capable of extracting 15 litres/sec for toilet, 30litres/sec for utility rooms.

Windows to habitable first floor rooms to have min 750 high x 450 wide clear opening lights, for escape purposes.

Plumbing and drainage:- soil and vent pipes to be 100 mm ∅ pvc and to terminate one metre above any opening light and be fitted with a balloon grating. Waste to washbasin to be 32 mm ∅ pvc and to be fitted with 75 mm deep seal traps. Connection to soil stack is to be min 200 mm above or below wc connection.

Drainage is to be 100 mm ∅ vitrified pipe work with flexible joints and 150 mm bed and surround or pea gravel. Back fill trench in concrete where drains are within one metre of building to level of foundation. Drains passing through walls are to be allowed free movement and brickwork arched or lintelled over, and where drains are lower than normal foundations the foundations are to be taken down either side of drain and lintelled over to receive brickwork.

Manholes if required are to be 225 mm thick class B engineering brick walls with 150 mm thick C 35 grade concrete base. Haunching to pipes to be waterproof concrete. Covers to be galvanised steel set in C 35 grade concrete 100 mm thick.

Gutters to be 100 mm pvc half round or square section with 64 mm round or square section fall pipes to suit.

Mechanical/Electrical Works:- the electrical installer should be registered under the competent persons scheme and upon completion issue a self-certificated certificate of compliance with Building Regs. to the local authority. All heating installations/alterations to be carried out by Corgi registered operatives.

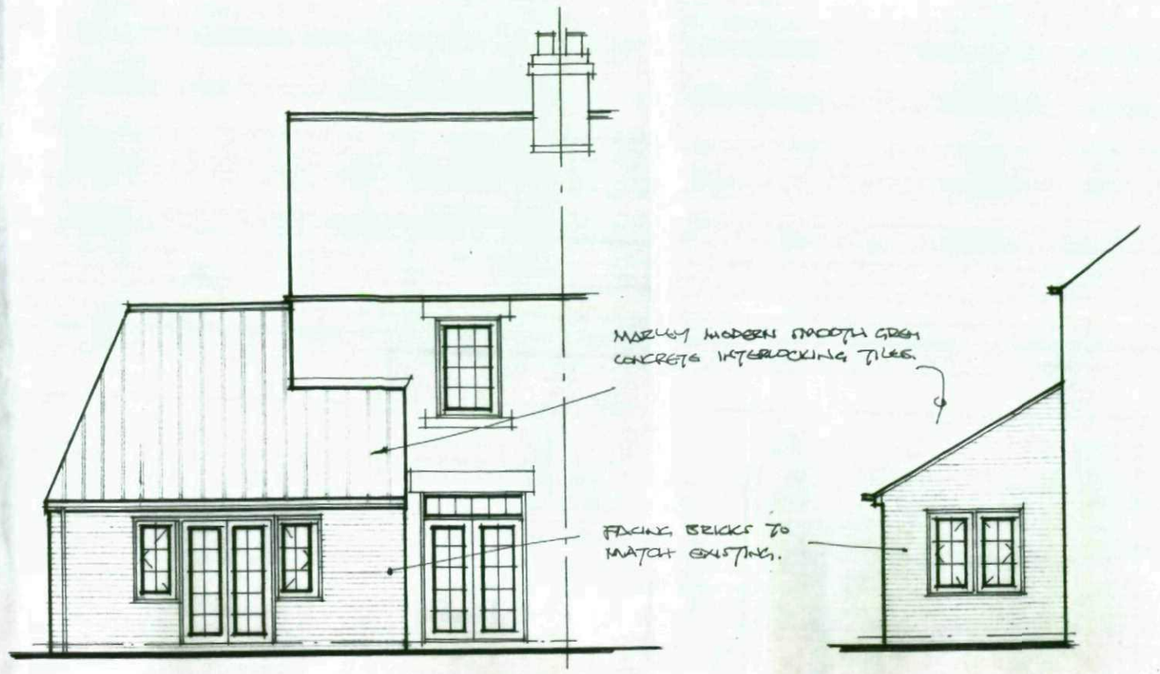

PROP. FRONT ELEVATION (1:100)

PROP. SIDE ELEV (1:100)

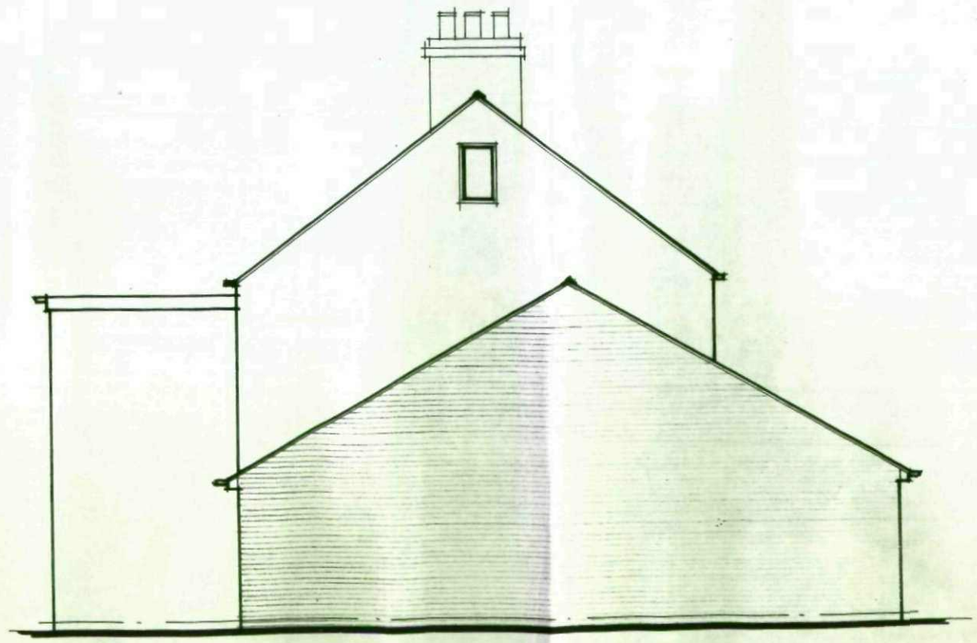

PROP. SIDE ELEVATION (1:100)

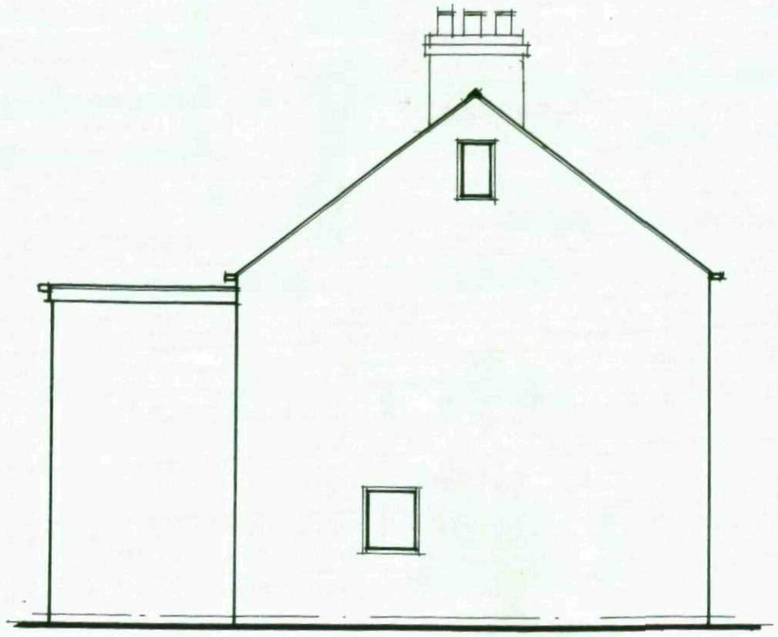

EX. SIDE ELEVATION (1:100)

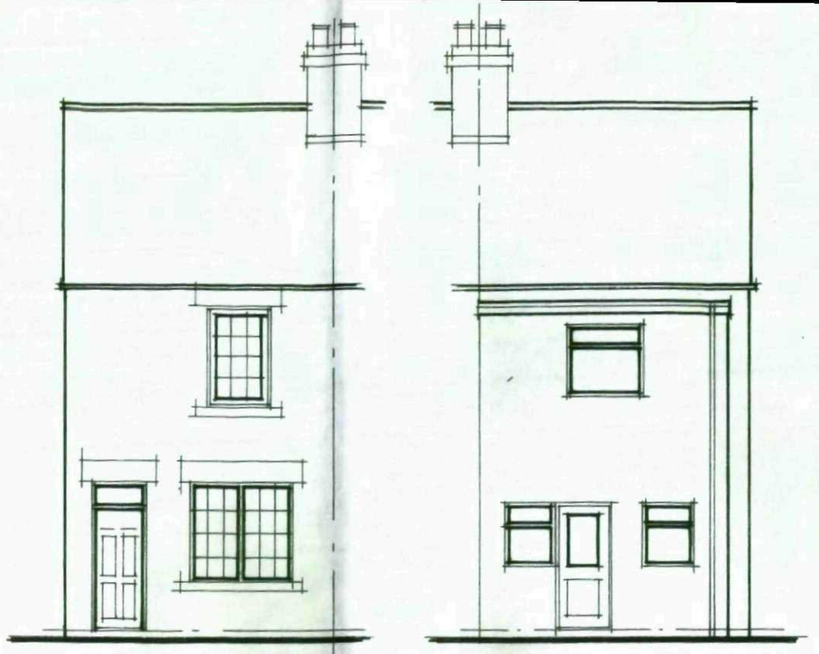

EX. FRONT ELEVATION (1:100)

EX. REAR ELEVATION (1:100)

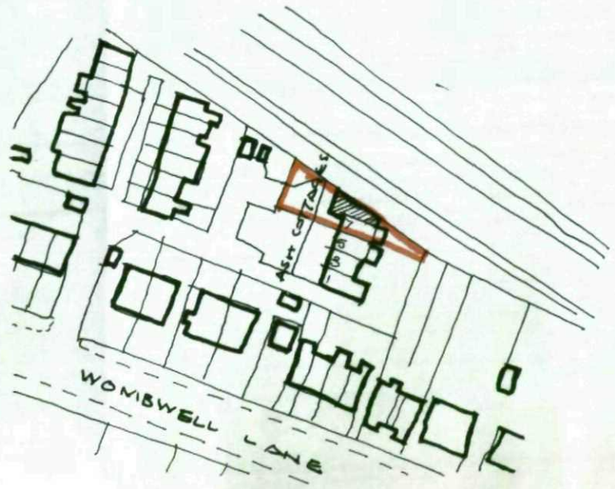

LOCATION PLAN 1/1250 approx.

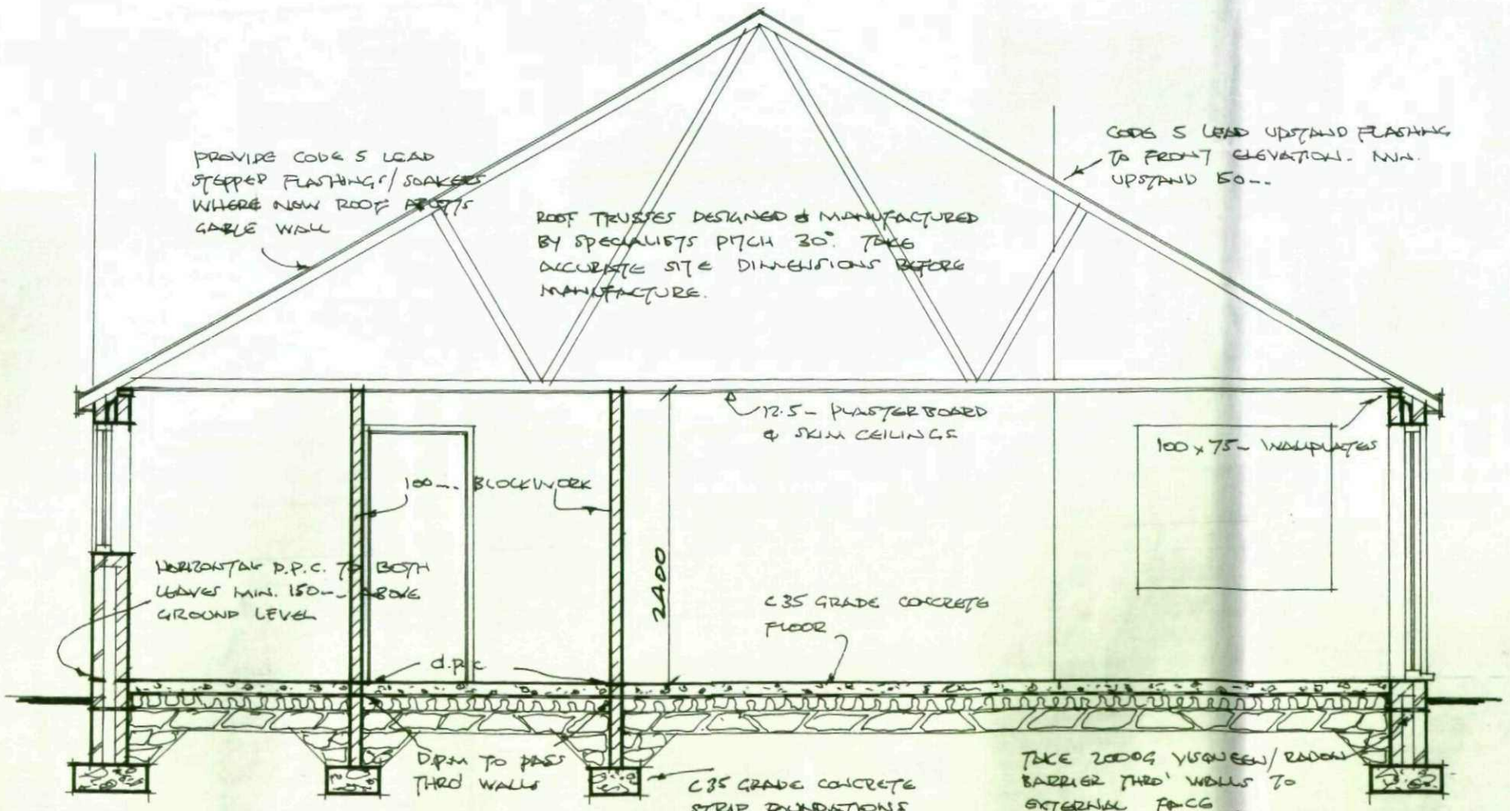

SECTION A-A (1:50)

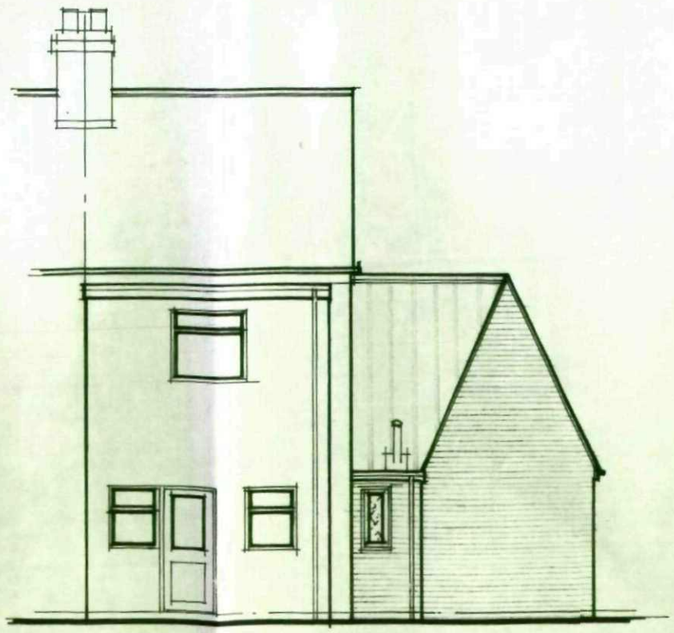

PROP. REAR ELEVATION (1:100)