GREEN ROAD DEVELOPMENTS

LOCATION PLAN



REV A - 21/11/08 RED LINE BOUNDARY AMENDED TO SUIT PLANNING LAYOUT - RAN

CLIENT
GREEN ROAD DEVELOPMENTS
PROJECT
GREEN LANE, DODWORTH
DRAWING OF
LOCATION PLAN
MARKETING NAME

drawing no	rev	date
P05:3544:03	A	OCT 08

scale @ A3	drawn	check	date
1:1250	SSH		

architectural design
town planning
landscape architecture
John R Paley Associates
1 Red Hall Crescent
Paragon Business Village
Wakefield WF1 2DF
t-01924 383322
f-01924 384382
e-info@jrpassoc.co.uk



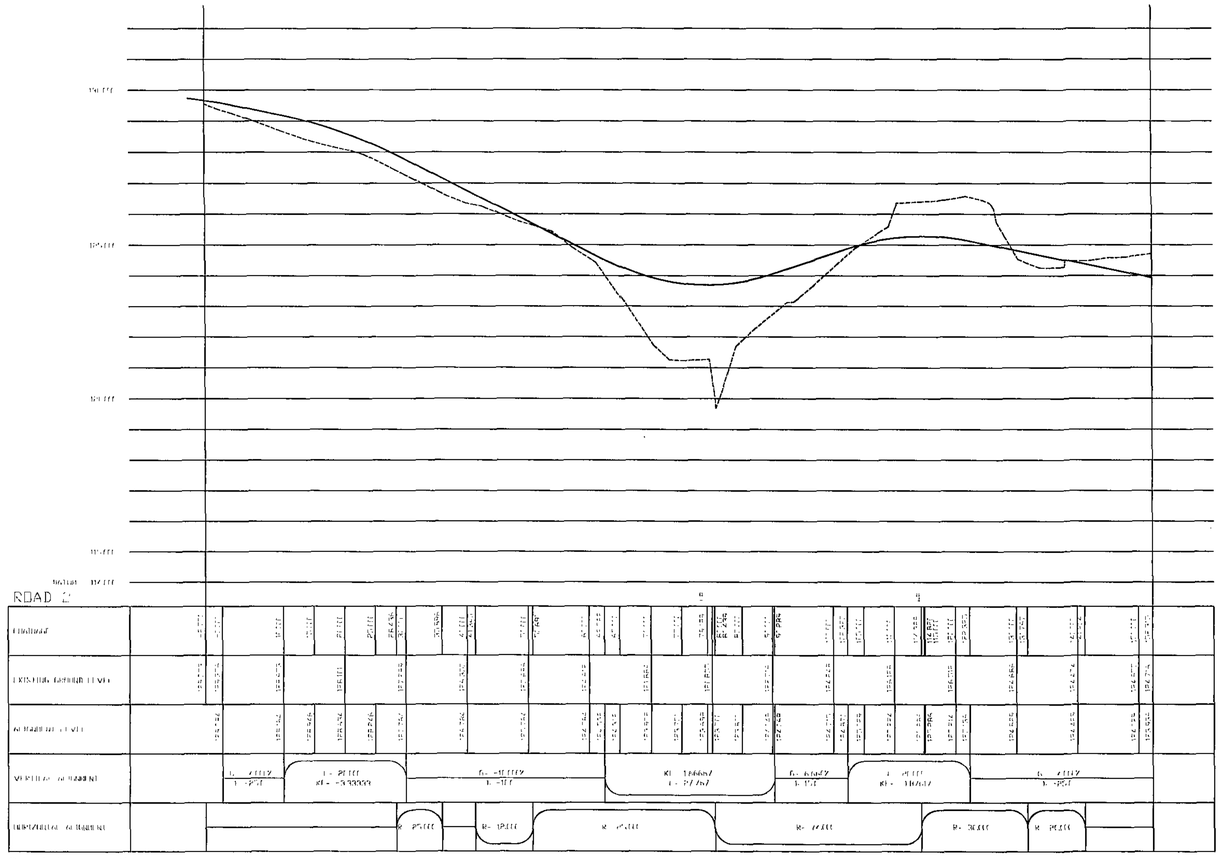

Road Longsection
Scale 1:500 Hor
1:100 Ver

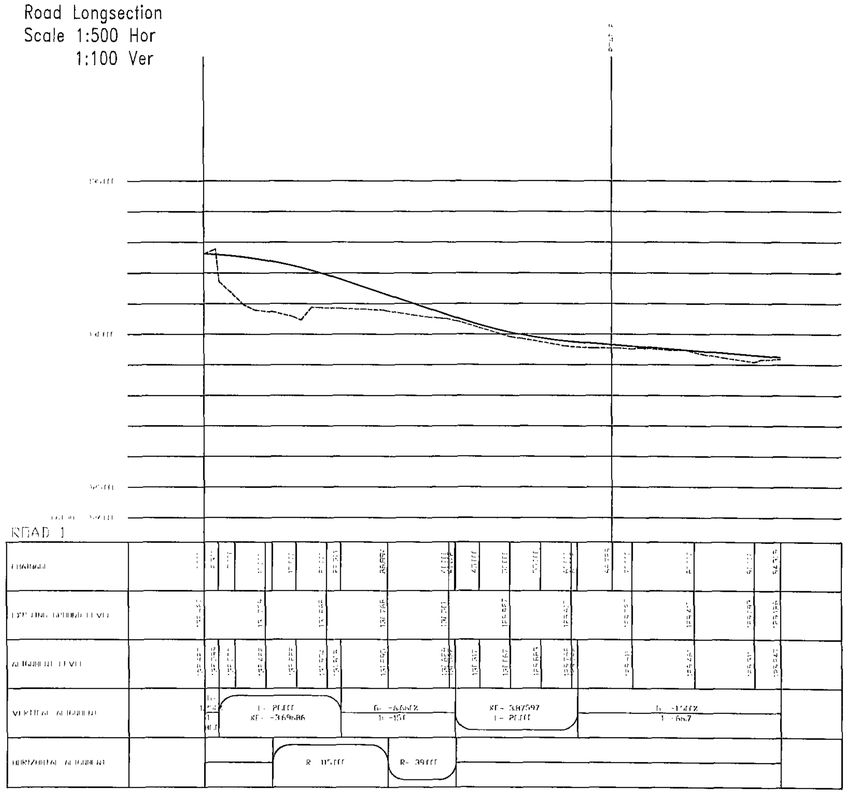

Road Longsection
Scale 1:500 Hor
1:100 Ver

Haigh Huddleston & Associates

Civil Structural Engineering Consultants

Firth Buildings, 99 - 101 Leeds Rd, Dewsbury, WF12 7BU t 01924 464342 f 01924 450662

e trevor.haigh@haighhuddleston.co.uk

Client
John R Paley

Barnsley Metropolitan Borough Council
24 NOV 2008
Corporate Mail Room

Project
Dodworth Green Road, Barnsley

Detail
Main Road And Sewer Plan And Long Sections

Dwn	Chkd	Date	Scale	Dwg No.
MD	Chkd	Nov '08		E08/4378/01

GREEN ROAD, DODWORTH

PLANNING LAYOUT



51 No of Units

ROOT PROTECTION AREA

TREES & CANOPY TO BE RETAINED

TREES & CANOPY TO BE REMOVED

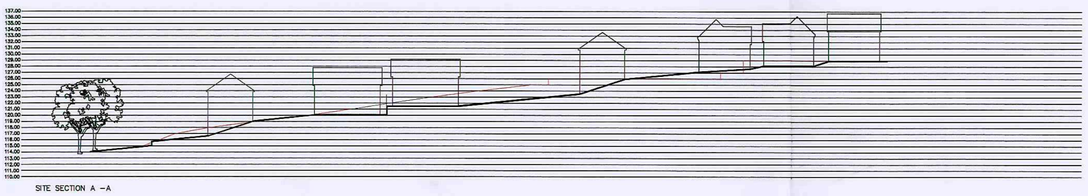

SITE SECTION A –A

GREEN ROAD DEVELOPMENTS

REV	DATE	AMENDMENTS	BY	CHKD
B	21/11/08	RED LINE BOUNDARY ADDED TO LAYOUT	RAN	CAH
A	19/11/08	ROAD LAYOUT AMENDED, POSSIBLE CULVERT POSITION SHOWN & VARIOUS HOUSETYPES REARRANGED/HANDED	RAN	CAH

architectural design
town planning
landscape architecture

John R Paley Associates

CLIENT
GREEN ROAD DEVELOPMENTS

PROJECT
RESIDENTIAL DEVELOPMENT
GREEN ROAD, DODWORTH

DRAWING OF
PLANNING LAYOUT

Barnsley Metropolitan Borough Council
24 NOV 2008
Corporate Mail Room

MARKETING NAME

drawing no	rev	date
P05:3544:02	B	JULY 08
scale @ A1 1:500	drawn SSH	check	date

1 Red Hall Crescent
Paragon Business Village
Wakefield
WF1 2DF
t-01924 383322
f-01924 384382
e-info@jrpassoc.co.uk

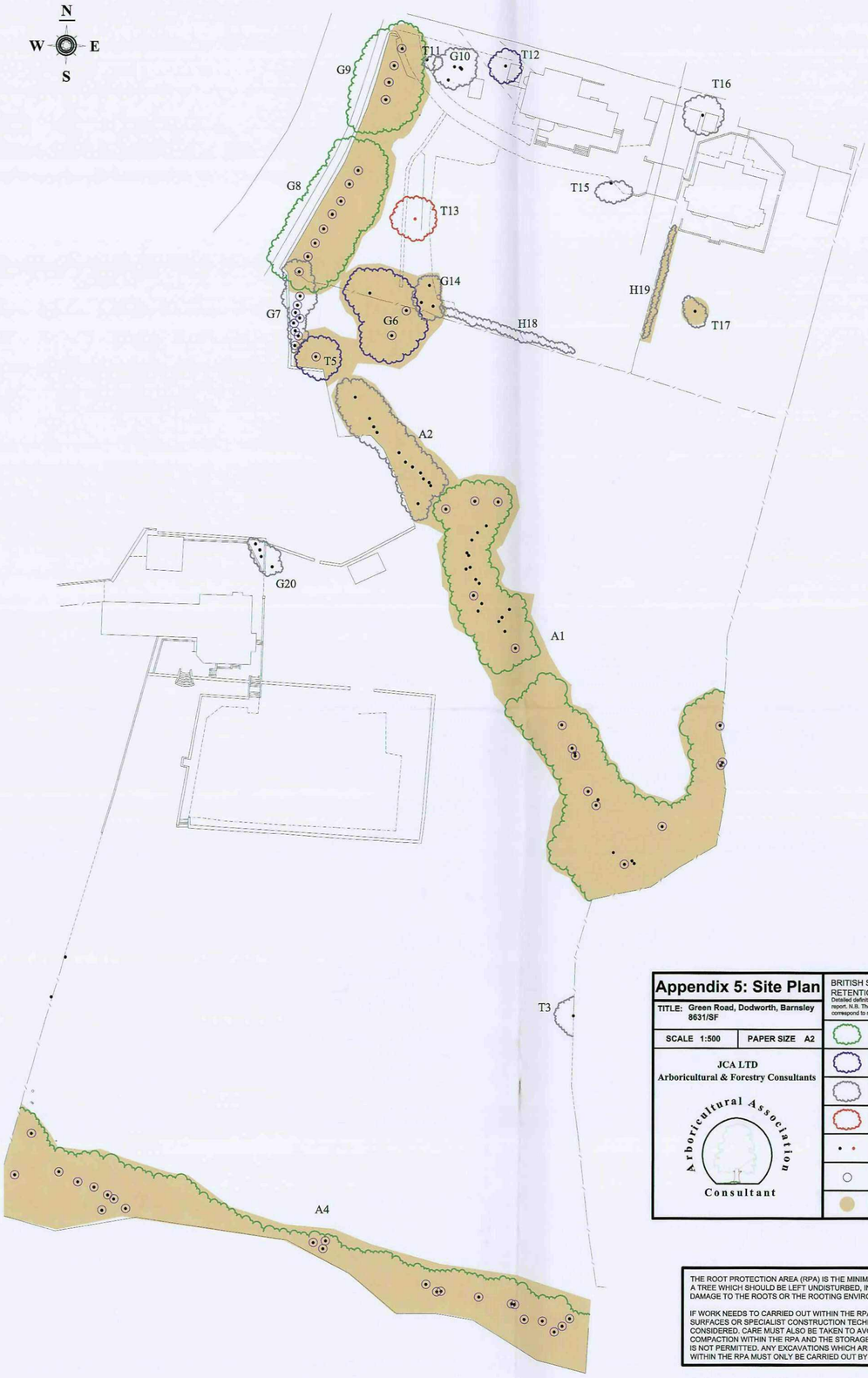

Appendix 5: Site Plan

TITLE: Green Road, Dodworth, Barnsley 8631/SF

SCALE 1:500 | PAPER SIZE A2

JCA LTD
Arboricultural & Forestry Consultants

Arboricultural Association Consultant

BRITISH STANDARD 5837: 2005 4.3.1 RETENTION CATEGORIES

Detailed definitions of these categories are at Section 3 of our report. N.B. These categories do not necessarily represent or correspond to recommendations for action made in this report.

	CATEGORY A: 'RETENTION MOST DESIRABLE'
	CATEGORY B: 'RETENTION DESIRABLE'
	CATEGORY C: 'TREE WHICH COULD BE RETAINED'
	CATEGORY R: 'TREE FOR REMOVAL'
	CENTRE OF TREE
	LIKELY TPO TREE
	ROOT PROTECTION AREA

THE ROOT PROTECTION AREA (RPA) IS THE MINIMUM AREA AROUND A TREE WHICH SHOULD BE LEFT UNDISTURBED, IN ORDER TO AVOID DAMAGE TO THE ROOTS OR THE ROOTING ENVIRONMENT.

IF WORK NEEDS TO CARRIED OUT WITHIN THE RPA THEN SPECIALIST SURFACES OR SPECIALIST CONSTRUCTION TECHNIQUES MUST BE CONSIDERED. CARE MUST ALSO BE TAKEN TO AVOID GROUND COMPACTION WITHIN THE RPA AND THE STORAGE OF MATERIALS IS NOT PERMITTED. ANY EXCAVATIONS WHICH ARE REQUIRED WITHIN THE RPA MUST ONLY BE CARRIED OUT BY HAND.

Barnsley Metropolitan Borough
24 NOV 2008
Corporate Mail Room