Revision		Date
A	BUILDING CONTROL SUBMISSION.	20 07 15
B	UPDATED TO SUIT PLANNERS COMMENTS.	11 04 16

FLAT ROOF CONSTRUCTION:
TRICAL OR SIMILAR APPROVED FULLY ADHERED SINGLE PLY MEMBRANE ROOF FINISH.
150mm THK. KINGSPAN TR27 FLAT ROOF INSULATION.
18mm MARINE PLY DECK.
TREATED TIMBER FIRRINGS TO ACHIEVE 1 IN 40 FALLS.
47 X 195mm C16 JOISTS @ 600mm CENTRES. MAX. IMPOSED LOAD 1.5kN/m2, MAX. DEAD LOAD 1.0kN/m2, MAX. SPAN 3290mm.
12.5mm FOIL BACKED PLASTERBOARD & SKIM CEILING.

UPPER FLOOR CONSTRUCTION:
18mm T&G CHIPBOARD FINISH (MOISTURE RESISTANT GRADE TO WET AREAS).
47 X 195mm C16 JOISTS @ 450mm CENTRES. MAX. IMPOSED LOAD 1.5kN/m2, MAX. DEAD LOAD 1.25kN/m2, MAX. SPAN 3360mm. SUPPORTED ON PROPRIETARY GALANISED STEEL JOIST HANGERS.
100mm MINERAL FIBRE ACOUSTIC INSULATION (MIN. MASS PER UNIT AREA 10kg/m3).
12.5mm PLASTERBOARD & SKIM CEILING.

GROUND FLOOR CONSTRUCTION:
75mm REINFORCED SCREED FINISH.
150mm JABLITE DOMESTIC GRADE FLOOR INSULATION.
BEAM & BLOCK FLOOR TO SPECIALIST MANF'S DESIGN & DETAIL.
MIN. 150mm VENTILATED SUB-FLOOR VOID.
50mm OVERSITE CONCRETE.

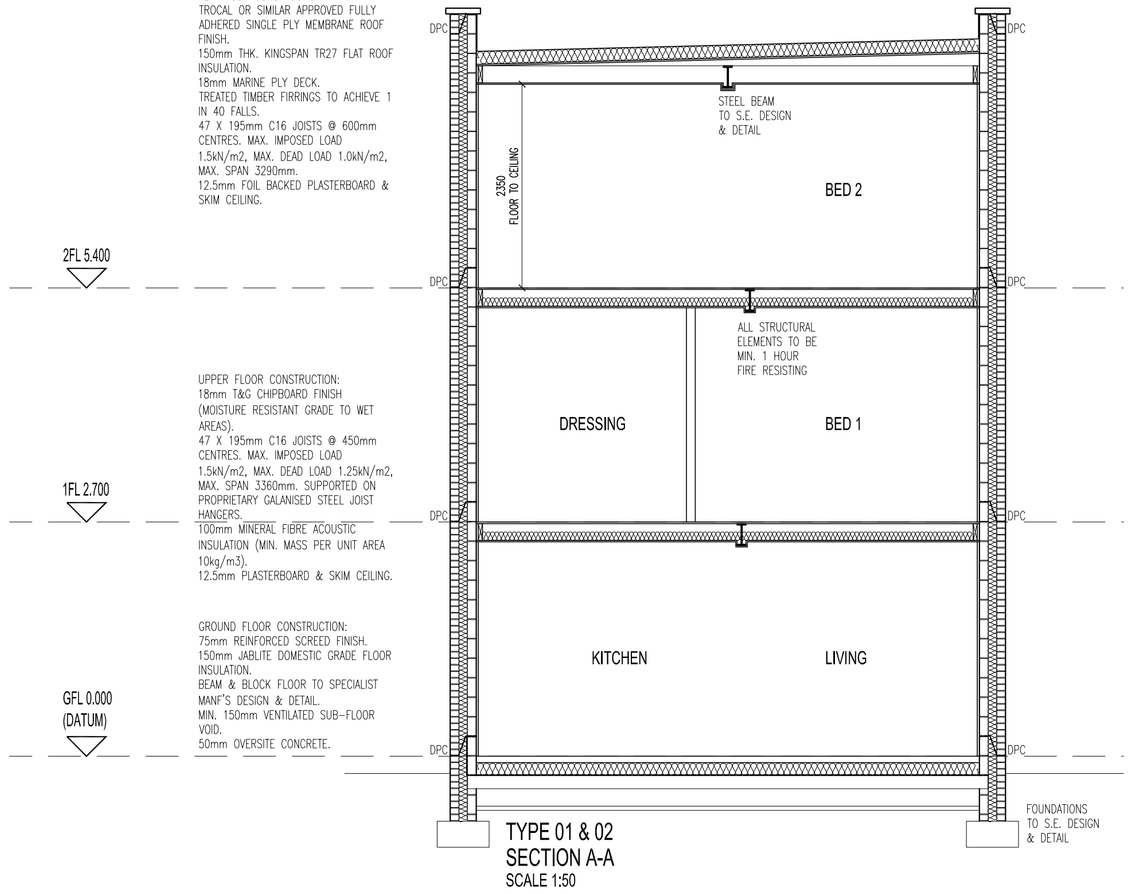

TYPE 01 & 02
SECTION A-A
SCALE 1:50

EXTERNAL WALL CONSTRUCTION:
100mm FACING BRICKWORK.
100mm CAVITY FULLY FILLED WITH 100mm XTRATHERM CAVITYTHERM FULL FILL INSULATION 9OR SIMILAR APPROVED TO MEET SAP CALCULATIONS).
100mm THERMALITE BLOCKWORK.
13mm WET PLASTER OR 12.5mm PLASTERBOARD & SKIM FINISH.
NOM. O/A WIDTH 325mm.

INTERNAL WALL CONSTRUCTION:
70mm METAL STUDS TO MANUF'S DETAIL & RECOMMENDATION.
MIN. 25mm THK. UNFACED MINERAL FIBRE BETWEEN STUDS (MIN. DENSITY 10kg/m3).
12.5mm PLASTERBOARD & SKIM FINISH BOTH SIDES.
NOM. O/A WIDTH 100mm.

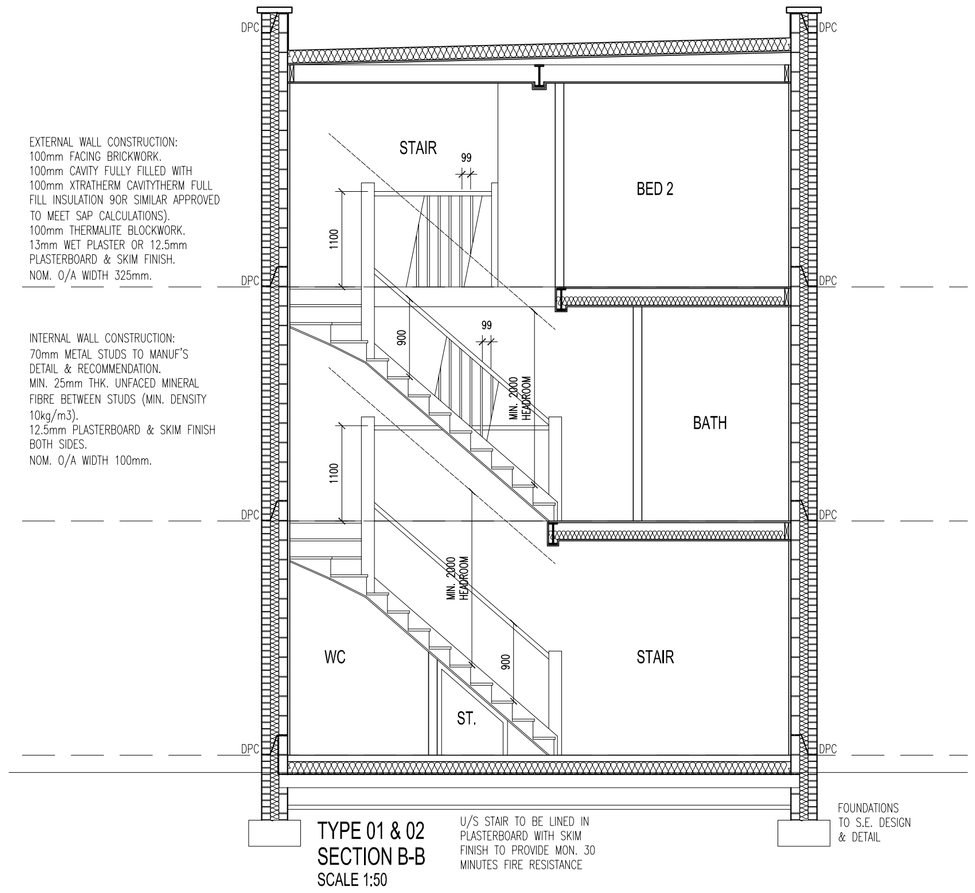

TYPE 01 & 02
SECTION B-B
SCALE 1:50

U/S STAIR TO BE LINED IN PLASTERBOARD WITH SKIM FINISH TO PROVIDE MON. 30 MINUTES FIRE RESISTANCE

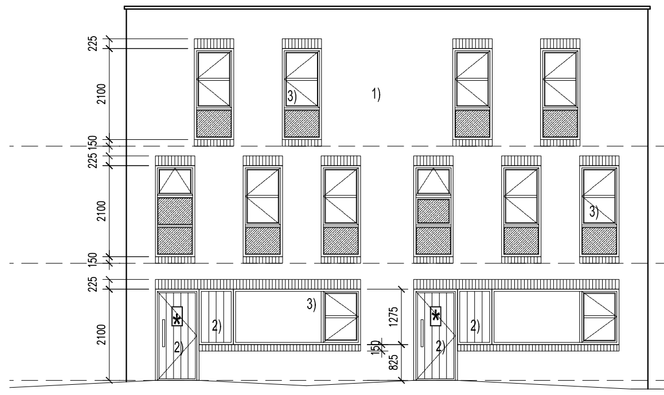

TYPE 01
FRONT ELEVATION
SCALE 1:100

TYPE 01

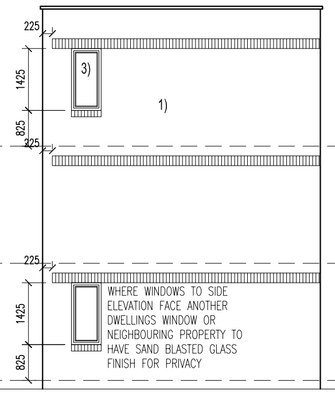

TYPE 01
SIDE ELEVATION
SCALE 1:100

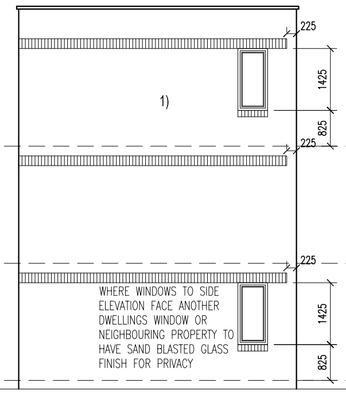

TYPE 01
SIDE ELEVATION
SCALE 1:100

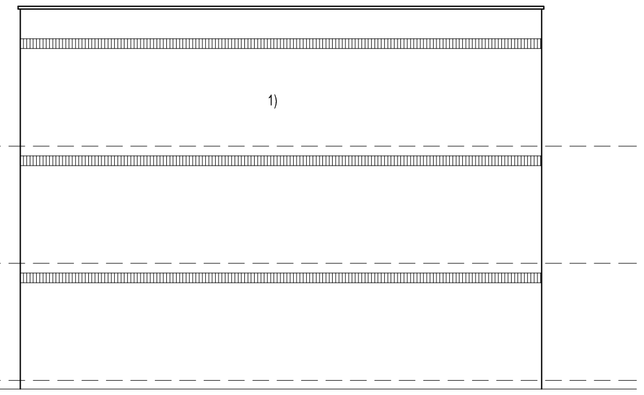

TYPE 01
REAR ELEVATION
SCALE 1:100

MATERIALS KEY:

1) FACING RED BRICK
2) TIMBER PANELLING / DOOR
3) UPVC WINDOWS (RAL COLOUR TBC)

OBSCURED GLAZING PANEL – INTERNAL LEAF OF EXTERNAL WALL TO CONTINUE THROUGH BEHIND WINDOW

* INDICATES WINDOW TO HAVE TOUGHENED / LAMINATED SAFETY GLASS IN ACCORDANCE WITH APPROVED DOCUMENT "K"

** INDICATES WINDOW TO PROVIDE CONTAINMENT AND PROTECTION FROM FALLING AS DETAILED IN AD "K2".
GUARDING TO BE CAPABLE OF RESISTING HORIZONTAL FORCE GIVEN IN BS 6399:PART1:1996.
IF WINDOW IS OPENABLE THEN THIS SHOULD BE RESTRICTED TO 99mm AND RESTRICTORS TO BE ABLE TO WITHSTAND FORCES GIVEN ABOVE.

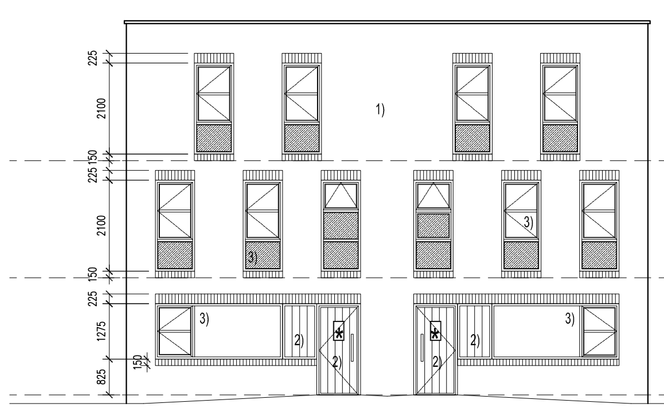

TYPE 02
FRONT ELEVATION
SCALE 1:100

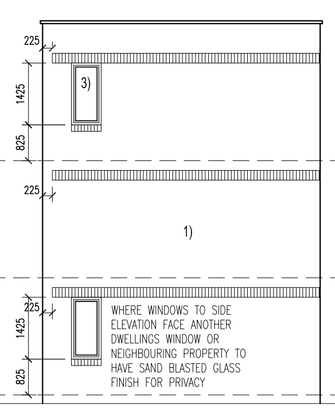

TYPE 02
SIDE ELEVATION
SCALE 1:100

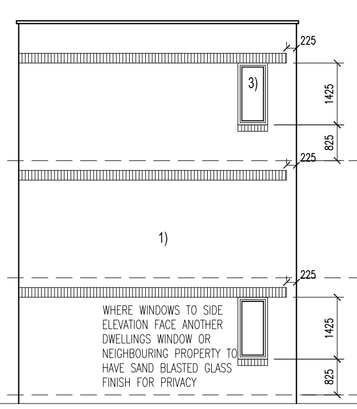

TYPE 02
SIDE ELEVATION
SCALE 1:100

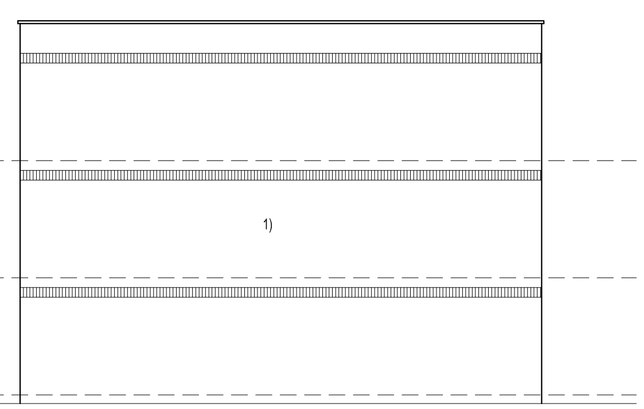

TYPE 02
REAR ELEVATION
SCALE 1:100

Coda Studios Ltd
70-71 Cornish Place, Cornish Street,
Sheffield, S6 3AF
tel: 0114 2796003
e:information@codastudios.co.uk

Coalfields Regeneration Trust	Client
Washington Road, Goldthorpe	Job
Barnsley	
Apt. Types 01 & 02	Title
Sections & Elevations	

DRAWN	CHECKED	DATE	SCALE	
MH	PH	JULY 2015	A3 ISSUE: 1:100	A1 ISSUE: 1:50
REVISION	DRAWING STATUS		DRAWING NUMBER	
B	-		2334 -104	

© COPYRIGHT EXISTS ON THE DESIGNS AND INFORMATION SHOWN ON THIS DRAWING
The Contractor must verify all dimensions on site before making shop drawings or commencing work of any kind. No dimensions to be scaled from this drawing. Architect to be notified of any discrepancies in dimensions immediately.