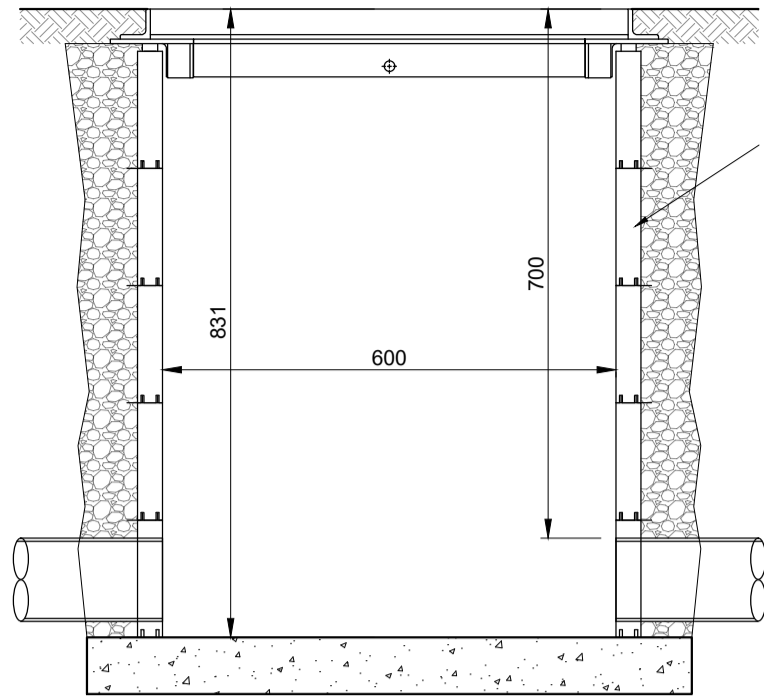
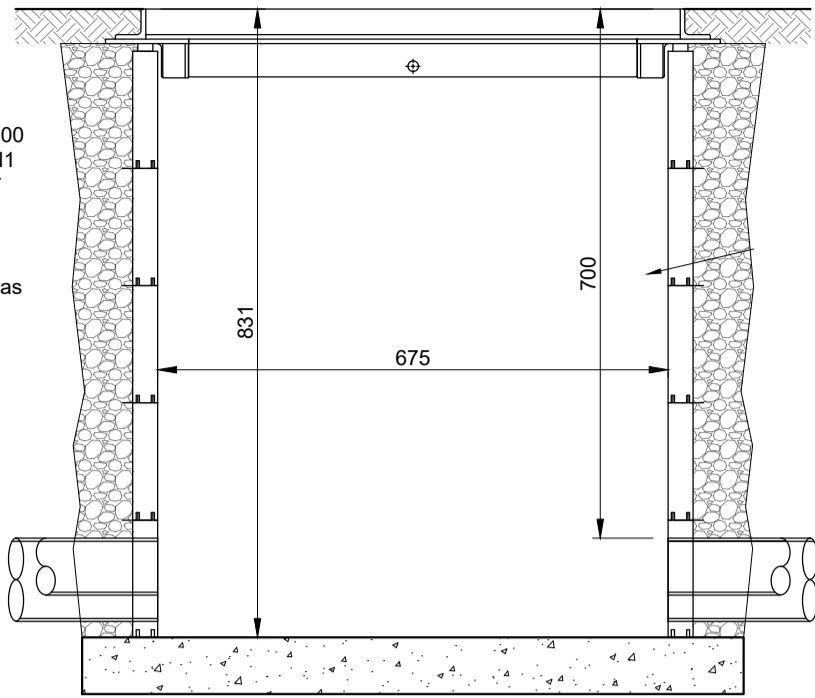


TYPICAL 300 x 300 CABLE PIT DETAIL
(1:10)

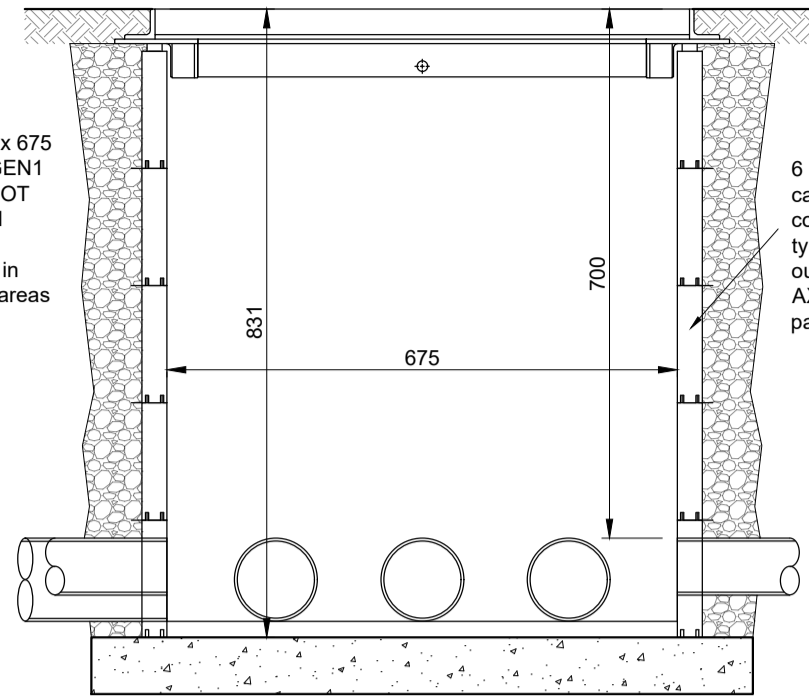
3 No. Stakkabox Modula risers 300 x 300 cast on a 450 x 450 x 75mm thick GEN1 concrete base and backfilled with MOT type 1. Number of 75OD/68ID or 110OD/102ID Incoming and outgoing ducts dependant on location. Access cover AX-S-Composite 300x300 - C250 if in paved areas and B125 if in planted areas



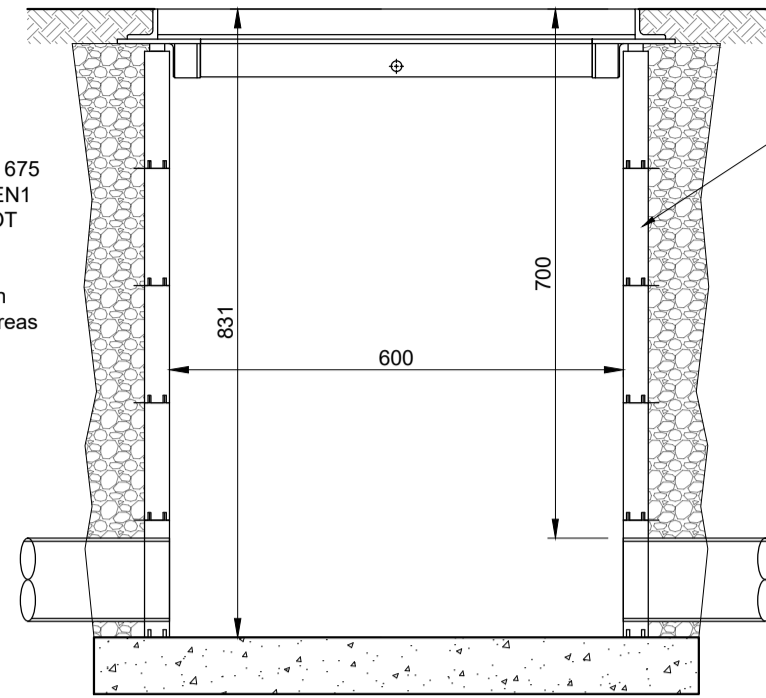
6 No. Stakkabox Modula risers 600 x 600 cast on a 750 x 750 x 75mm thick GEN1 concrete base and backfilled with MOT type 1. 110OD/102ID Incoming and outgoing ducts. Access cover AX-S-Composite 600x600 - C250 if in paved areas and B125 if in planted areas



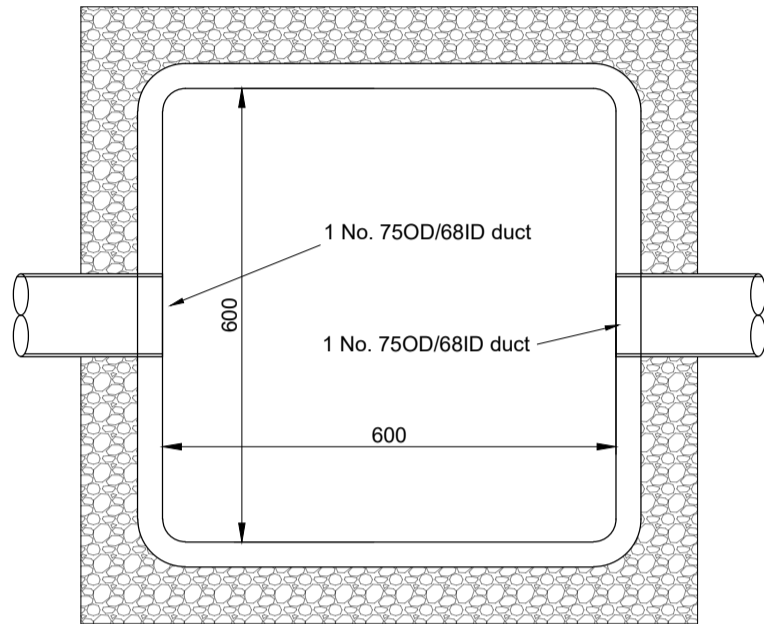
6 No. Stakkabox Modula risers 675 x 675 cast on a 750 x 750 x 75mm thick GEN1 concrete base and backfilled with MOT type 1. 110OD/102ID Incoming and outgoing ducts. Access cover AX-S-Composite 675x675 - C250 if in paved areas and B125 if in planted areas



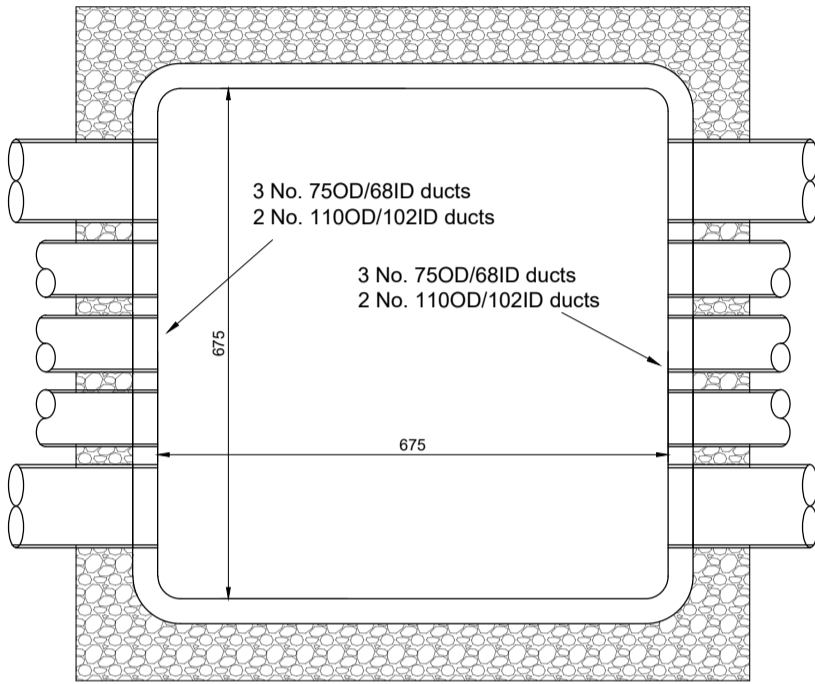
6 No. Stakkabox Modula risers 675 x 675 cast on a 750 x 750 x 75mm thick GEN1 concrete base and backfilled with MOT type 1. 110OD/102ID Incoming and outgoing ducts. Access cover AX-S-Composite 675x675 - C250 if in paved areas and B125 if in planted areas



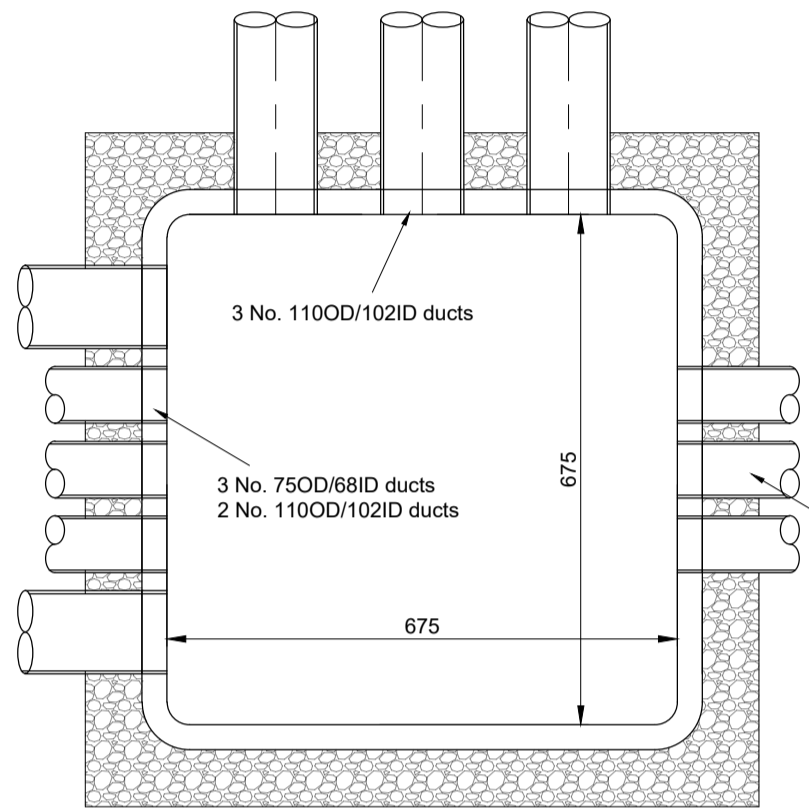
6 No. Stakkabox Modula risers 600 x 600 cast on a 750 x 750 x 75mm thick GEN1 concrete base and backfilled with MOT type 1. 110OD/102ID Incoming and outgoing ducts. Access cover AX-S-Composite 600x600 - C250 if in paved areas and B125 if in planted areas



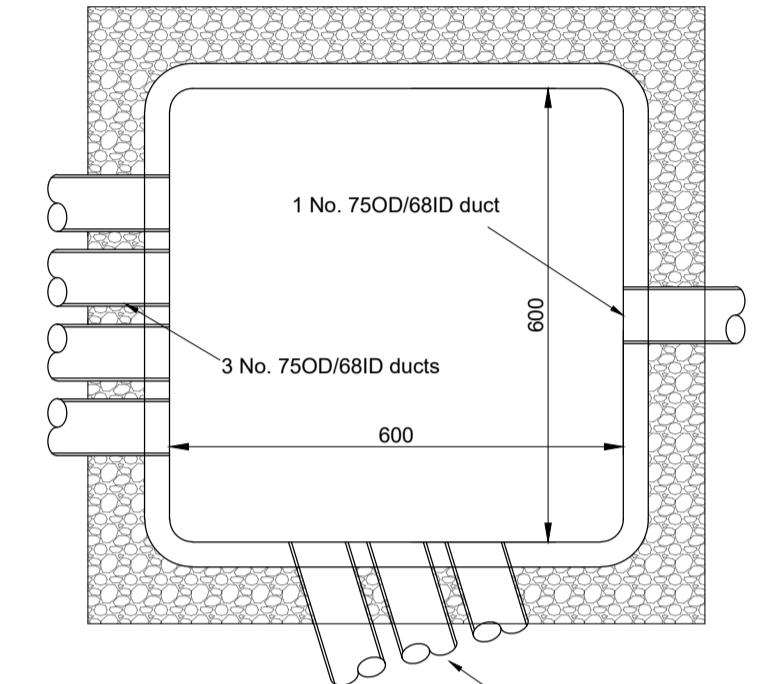
600 x 600 CABLE PIT P1 DETAIL
(1:10)



675 x 675 CABLE PIT P2 DETAIL
(1:10)



675 x 675 CABLE PIT P3 DETAIL
(1:10)



600 x 600 CABLE PIT P4 DETAIL
(1:10)

3 No. 75OD/68ID ducts at 17° angle to the vertical

BUILDINGS SAFETY ACT 2022

FOR THE PURPOSES OF THE BUILDINGS SAFETY ACT 2022 LONGSIGHT DESIGN CONSULTANCY WILL ACT AS DESIGNER DURING DESIGN PHASE OF THE PROJECT. THESE OBLIGATIONS WILL TRANSFER TO EITHER THE CLIENT OR PRINCIPAL CONTRACTOR AT COMMENCEMENT OF THE CONSTRUCTION PHASE. THE CLIENT OR THE CONTRACTOR SHALL ENSURE THAT THE WORKS ARE CONSTRUCTED IN ACCORDANCE WITH THESE DRAWINGS.

Rev	Description			
	Designed	Checked	Approved	Date
Status				



Client Vicky Simpson	Client Project Ref. West Road
Site Address Development on West Road Pogmoor Barnsley S75 2DH	

Title Cable Pit Details	
Scale @ A1 1:10	Drawn by AR
Drawing Number LDC24-077-16	Revision -