1) This drawing and the design and details depicted thereon are the copyright of Peter Dimberline Chartered Architect.
2) All dimensions on this drawing are to be checked by the Contractor and any discrepancies are to be reported to the Architect.
3) Do not scale critical dimensions off this drawing.
4) Contractor to ensure that all Health & Safety requirements (CDM Regulations) in relation to this project will be complied with.

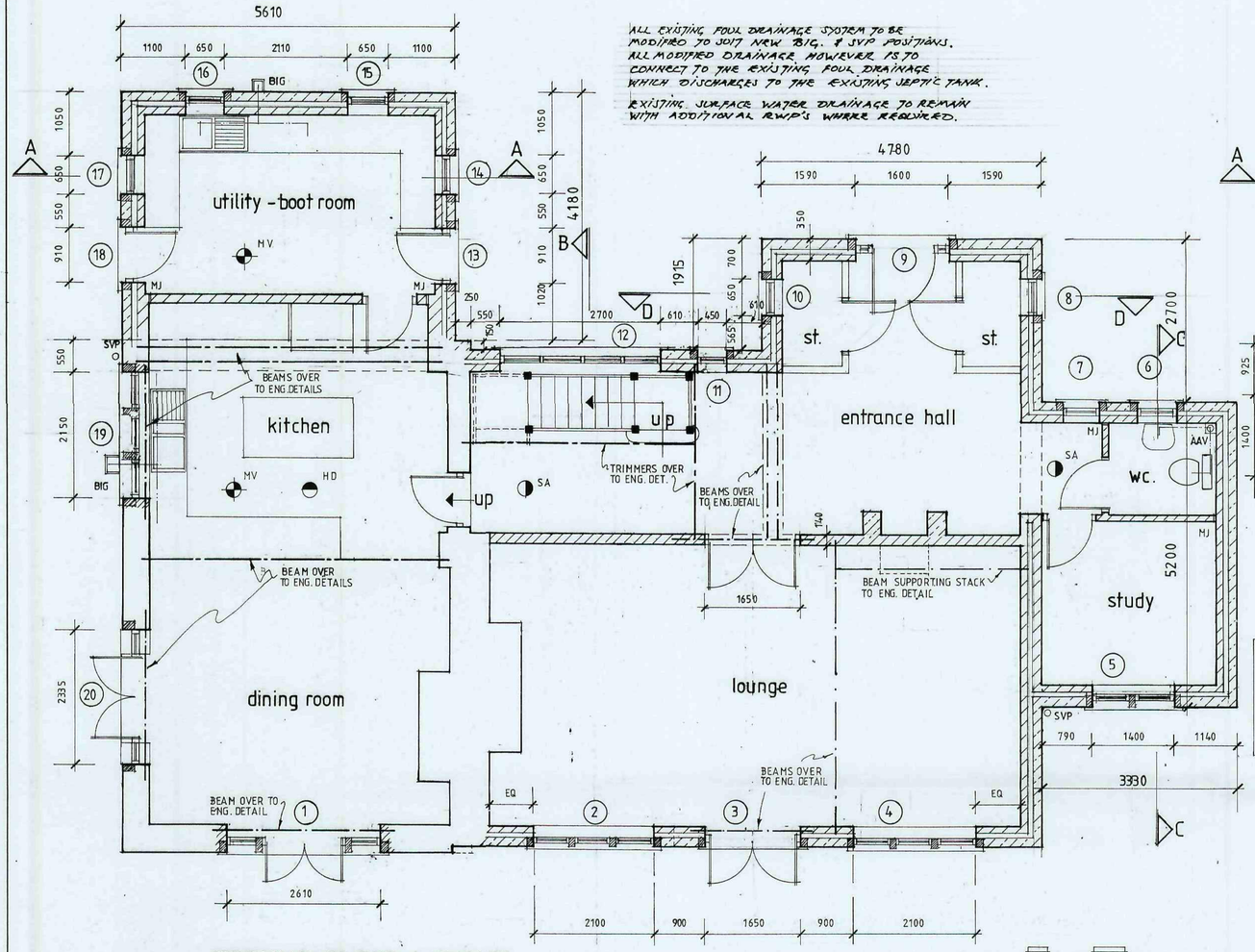

GROUND FLOOR LAYOUT

new solid ground floor throughout

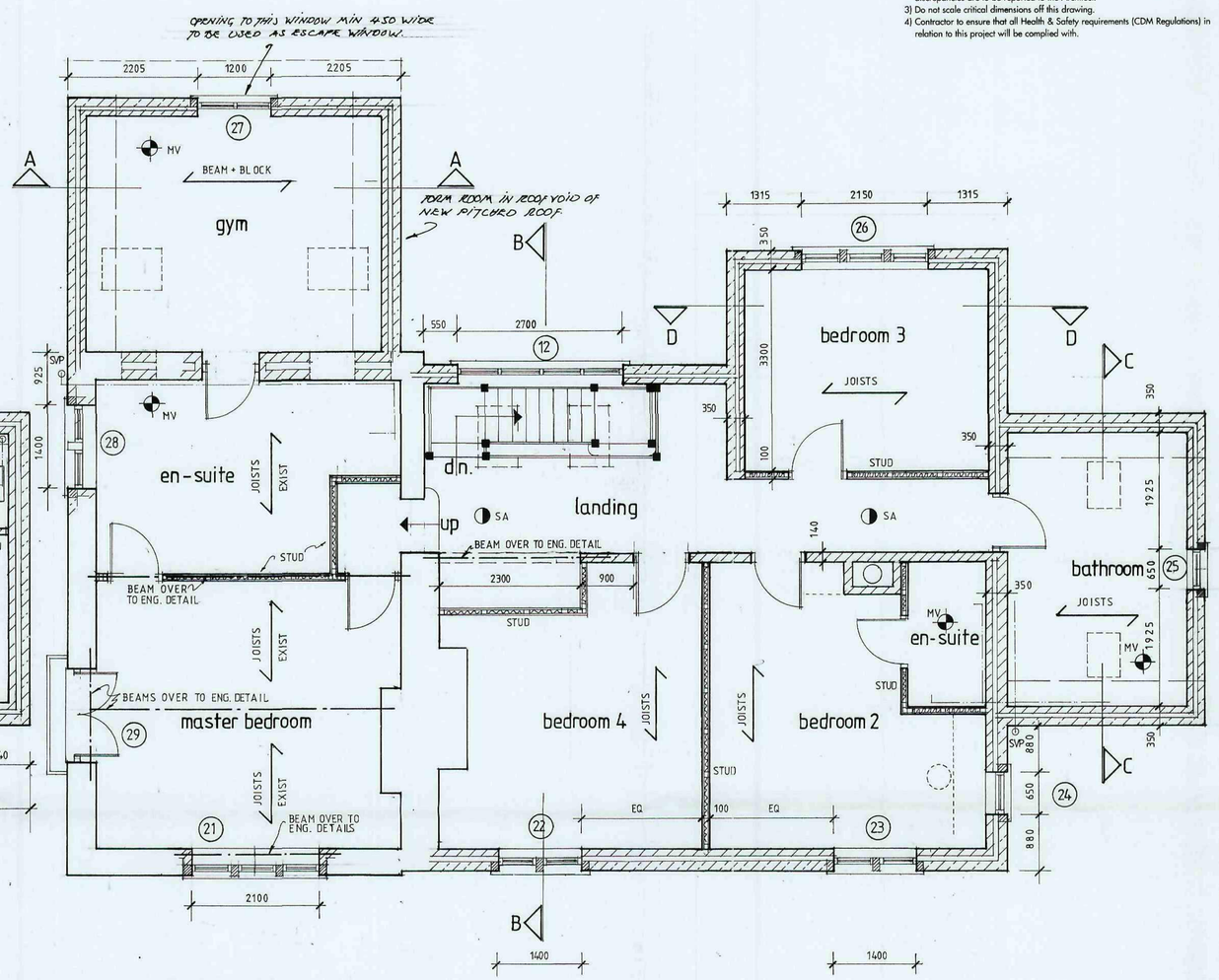

FIRST FLOOR LAYOUT

new floor joist to beds 2, 3, 4, landing and bathroom to be 225×75 C16 at 400 ctrs. (150×75 in bathroom)

A). FURTHER NOTATION IN ACCORDANCE WITH BUILDING REG. REQUIREMENTS.

REVISIONS

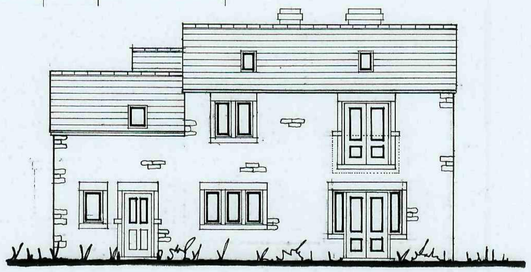

south elevation

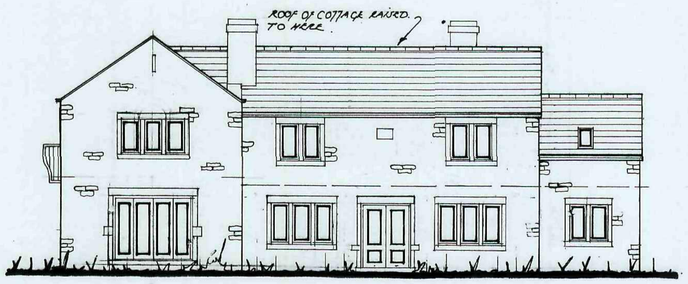

east elevation

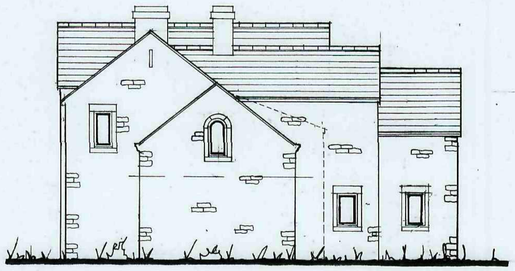

north elevation

west elevation

AS ORIGINALLY APPROVED

PETER DIMBERLINE
CHARTERED ARCHITECT
Dip. Arch RIBA
2 TIPSEY COURT
WAKEFIELD ROAD
STAINCROSS
BARNSLEY S75 6FZ
TEL/FAX (01226) 390947

CLIENT
Mr and Mrs Reece

PROJECT
Proposed alteration and re-modelling of existing dwelling

LOCATION
Manor Cottage, Manor Lane, Oxspring.

DRAWING
Details as proposed

SCALES 1:50, 1:100, DATE Feb. /09

DRWG.No. 2009/002/02 DRAWN BY PD.

REV. A).

W.V.D.O.S.

1) This drawing and the design and details depicted thereon are the copyright of Peter Dimberline Chartered Architect.
2) All dimensions on this drawing are to be checked by the Contractor and any discrepancies are to be reported to the Architect.
3) Do not scale critical dimensions off this drawing.
4) Contractor to ensure that all Health & Safety requirements (CDM Regulations) in relation to this project will be complied with.

ALL EXISTING FOUL DRAINAGE SYSTEM TO BE MODIFIED TO SUIT NEW BIG. & SVP POSITIONS. ALL MODIFIED DRAINAGE HOWEVER IS TO CONNECT TO THE EXISTING FOUL DRAINAGE WHICH DISCHARGES TO THE EXISTING SEPTIC TANK.

EXISTING SURFACE WATER DRAINAGE TO REMAIN WITH ADDITIONAL RWP'S WHERE REQUIRED.

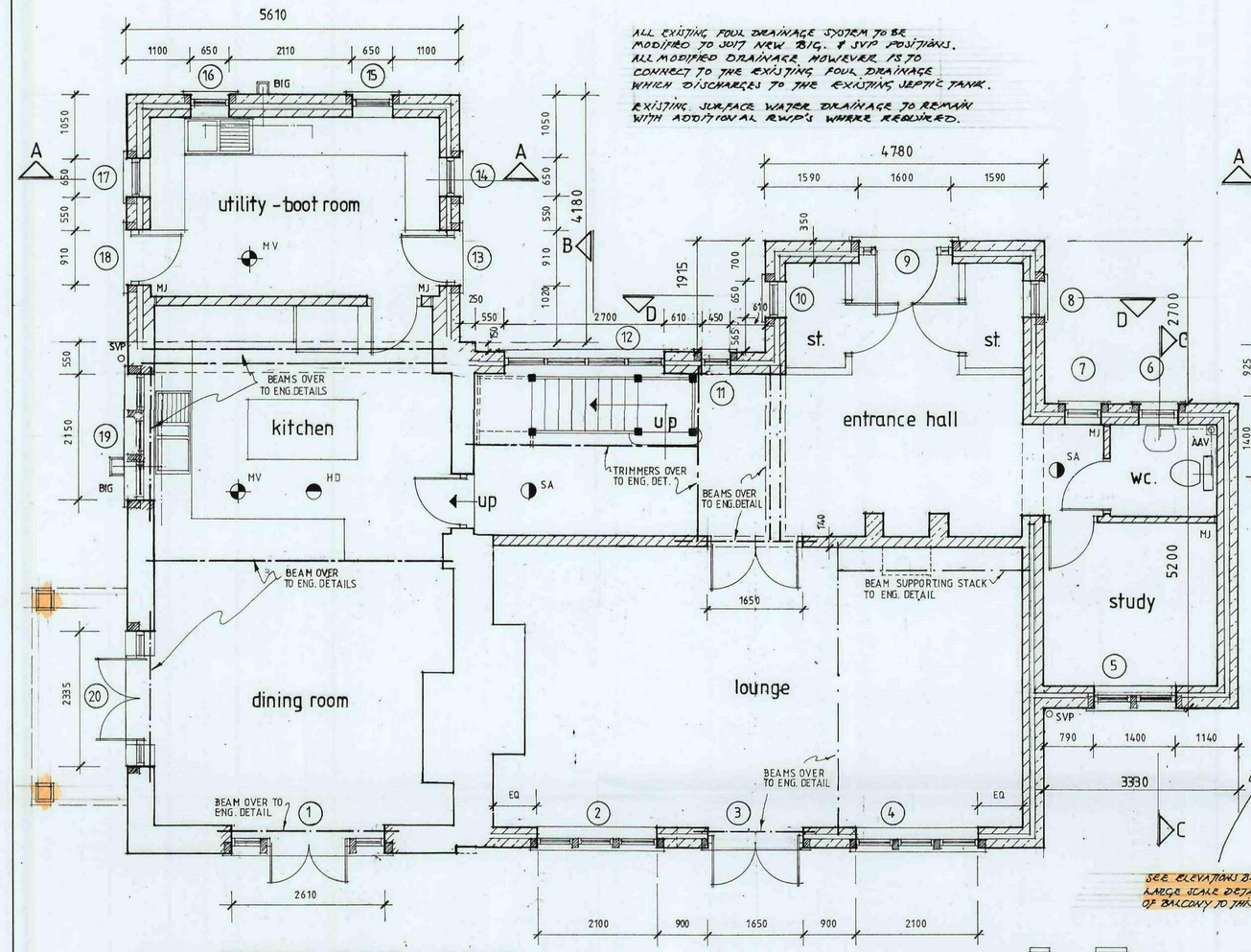

GROUND FLOOR LAYOUT

new solid ground floor throughout

OPENING TO THIS WINDOW MIN 450 WIDE TO BE USED AS ESCAPE WINDOW.

JULIET BALCONY WITH 300MM PROJECTION.

FORM ROOM IN ROOF VOID OF NEW PITCHED ROOF.

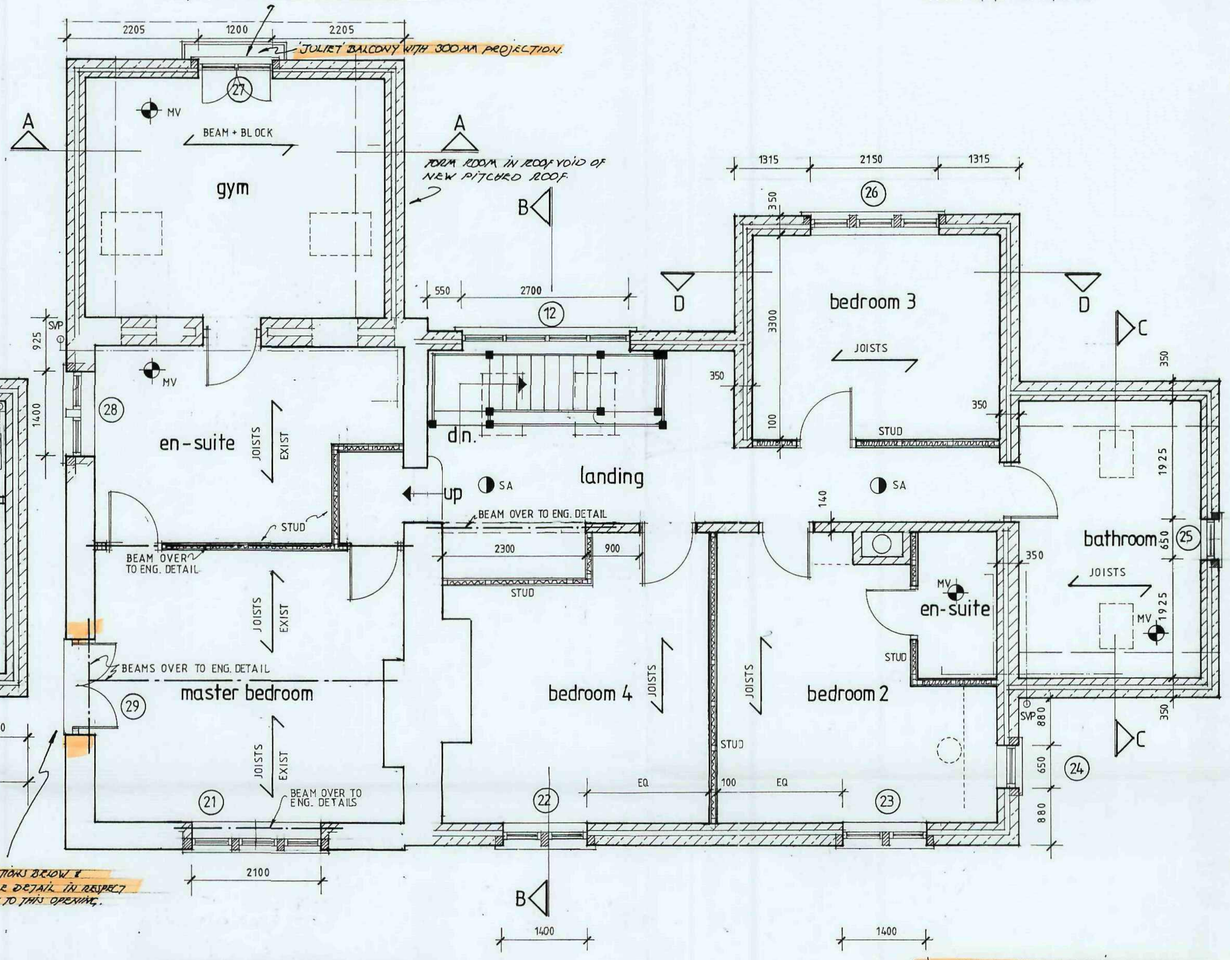

SEE ELEVATIONS BELOW & LARGE SCALE DETAIL IN RESPECT OF BALCONY TO THIS OPENING.

FIRST FLOOR LAYOUT

new floor joist to beds 2, 3, 4, landing and bathroom to be 225×75 C16 at 400 ctrs. (150×75 in bathroom)

B). PROPOSED BALCONY DETAILS AMENDED.

A). FURTHER NOTATION IN ACCORDANCE WITH BUILDING REG. REQUIREMENTS.

REVISIONS

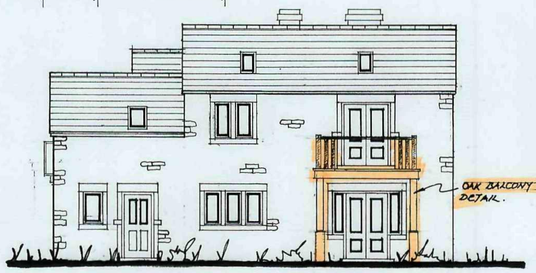

south elevation

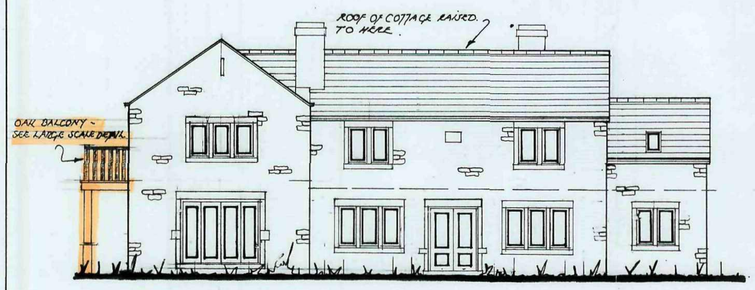

east elevation

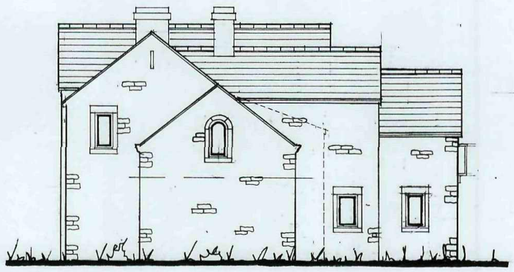

north elevation

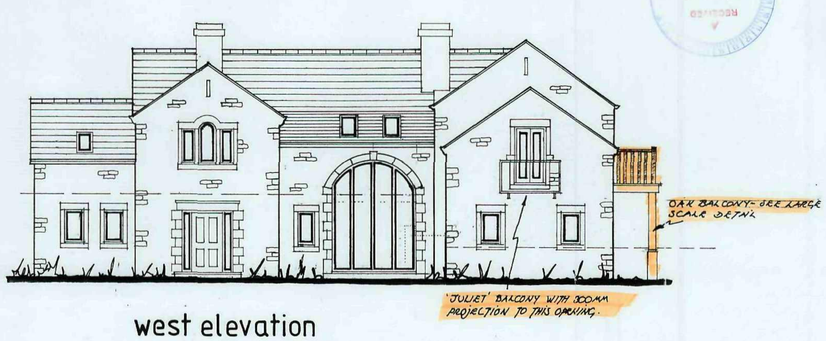

west elevation

PETER DIMBERLINE
CHARTERED ARCHITECT
Dip. Arch RIBA
2 TIPSEY COURT
WAKEFIELD ROAD
STAINCROSS
BARNSLEY S75 6FZ
TEL/FAX (01226) 390947

CLIENT
Mr and Mrs Reece

PROJECT
Proposed alteration and re-modelling of existing dwelling

LOCATION
Manor Cottage, Manor Lane, Oxspring.

DRAWING
Details as proposed

SCALES 1:50, 1:100, DATE Feb. /09

DRWG.No. 2009/002/02 DRAWN BY PD.

REV. A). B).

W.Y.D.O.S.