A0	✕	A1		A2		A3		A4

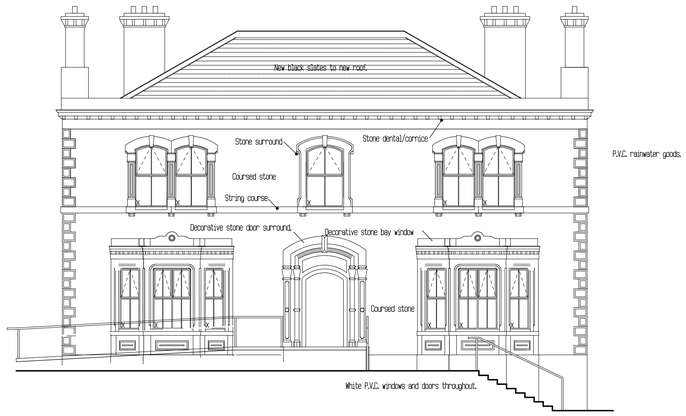

South elevation. Scale: 1-100.

East elevation.

WINDOWS and DOORS:
White P.V.C. windows and external doors with double glazing (16mm min). Windows & doors to achieve a maximum U-value of 1.9 W/m2-K.
Where any part of a window projects more than 100mm into a space less than 2.0m above the ground or floor, it shall be fitted with a suitable device to restrict the projection in normal use to not more than 100mm.
First floor windows which are not ladder accessible for cleaning purposes, shall be pivoted so as they can be cleaned from the inside.
Glazing denoted 'X' on drawings, to be toughened glass complying with B.S. 6260 & Approved Doc. Part K, Sections 5.1-5.2 and 7.1-7.2, Dia. 5.1. Ditto, glazing to internal doors and screens.

North elevation.

West elevation.

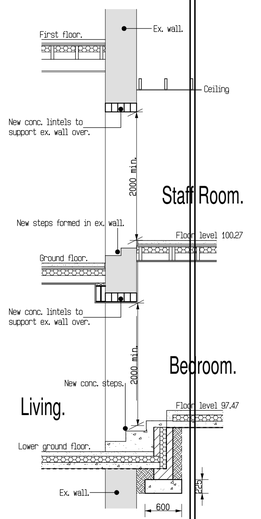

New floors of 60mm sand cement screed with underfloor heating pipes set on 25mm TF 70 'Kingspan' floor insluation, on 19mm W&P. plywood, on new floor joists with 100mm TF70 'Kingspan' floor insulation between f. joists. Ditto to Staff Room.

New floor of 75mm sand cement screed with underfloor heating pipes set on 100mm TF 70 'Kingspan' floor insluation, on 100mm conc. sub-floor, on tanking dressed up existing perimeter walls with wall tanking dressed down over same.

Section C:C.
Scale: 1-50.

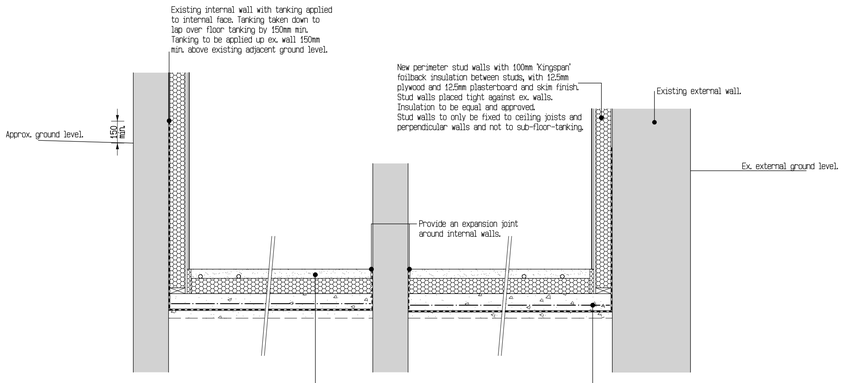

Basement floor, walls and tanking detail.
Scale: 1-20.

Internal door dimensions system.

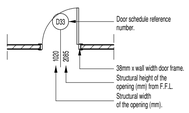

Internal door schedule.

All structural doors opes. to be checked on site before frames & doors are made.

Lower Ground Floor		Ground Floor		First Floor	
Ref. no.	Door sizes.	Ref. no.	Door sizes.	Ref. no.	Door sizes.
D1	926x2040	D1	Ex. ope. size on site	D1	926x2040
D2	926x2040	D2	926x2040	D2	926x2040
D3	926x2040	D3	926x2040	D3	926x2040
D4	926x2040	D4	926x2040	D4	2 x 526x2040
D5	926x2040	D5	926x2040	D5	926x2040
D6	926x2040	D6	926x2040	D6	926x2040
D7	926x2040	D7	926x2040	D7	926x2040
D8	926x2040	D8	926x2040	D8	926x2040
D9	926x2040	D9	926x2040	D9	926x2040
D10	1000x2210	D10	926x2040	D10	926x2040
		D11	926x2040	D11	926x2040
		D12	926x2040	D12	926x2040
		D13	926x2040	D13	926x2040
		D14	926x2040	D14	926x2040
		D15	926x2040		
		D16	975x2100		

Notes: Check all dimensions on site. Do not scale from this drawing. Report any discrepancies and/or omissions to Emerald Construction Ltd. This drawing is Copyright c. Emerald Construction Ltd. U.K., see title panel for date of creation. This drawing is project specific and confidential, and no part is to be used or copied in any way without the express prior consent of Emerald Construction Ltd. Emerald Construction Ltd. can accept no liability for content or accuracy of any information provided on this drawing which has been supplied by third party surveyors or consultants.

REV	DATE	DETAILS OF ISSUE	INITIALS

STATUS OF DRAWING

	000 SURVEY/EXISTING (S)		400 TENDER (T)
	100 SKETCH DESIGN (SK)		500 CONSTRUCTION (C)
	200 PLANNING (PL)		600 AS BUILT (AB)
	300 WORKING DRAWING (W)		PRELIMINARY (P)

EMERALD CONSTRUCTION Ltd.
HEALTHCARE DESIGN & BUILD SPECIALISTS
49 DARKLEY ROAD
KEADY
Co ARMAGH
BT60 3AX
T: 028 37 531777
F: 028 37 531707

PROJECT:
Proposed Care Facility at 'Westfield House' 47 Victoria Rd, Barnsley. S70 2BU.

TITLE:
Proposed elevations & sections.

SCALE:	DRG NO:		REVISION
1-100, 1-20.	BARN/302		
DATE: Feb. 2019	DRAWN: MB	CHECKED: MB	