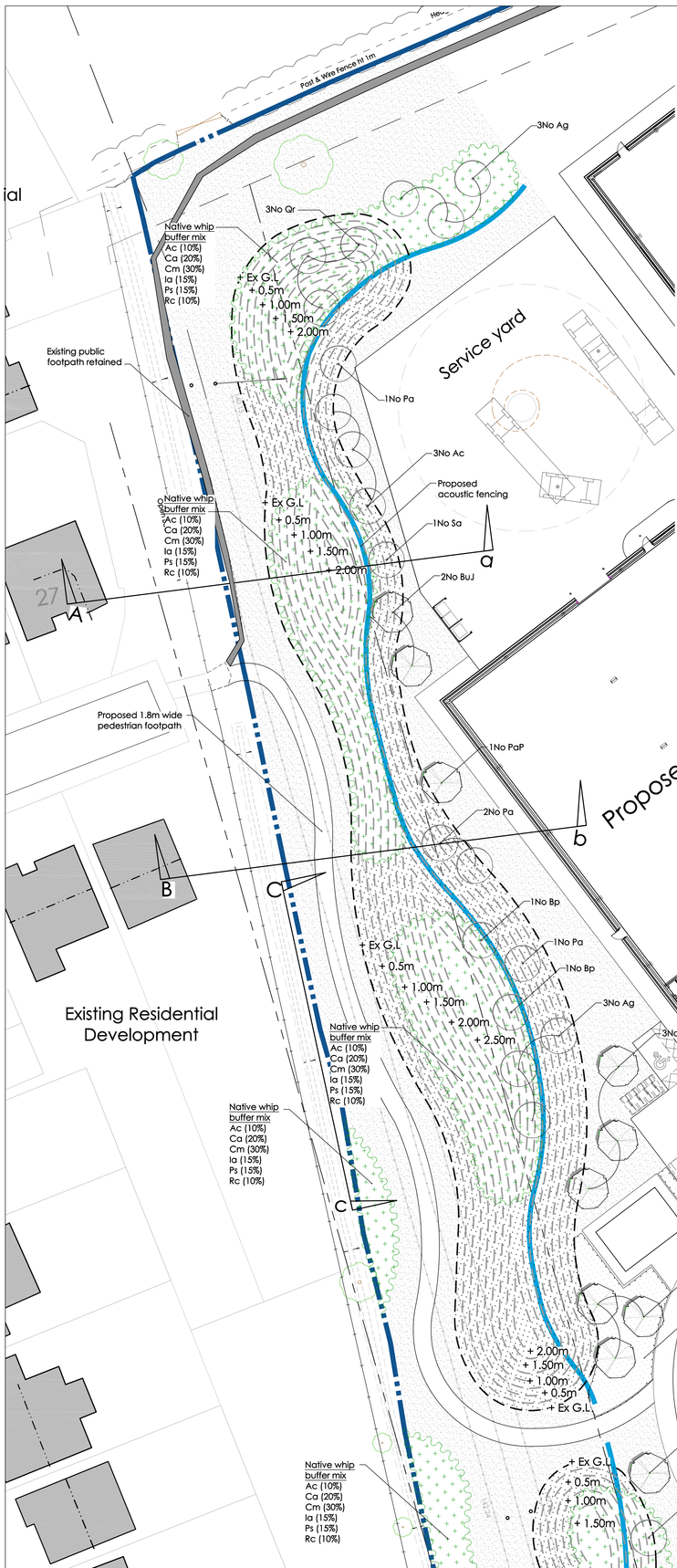

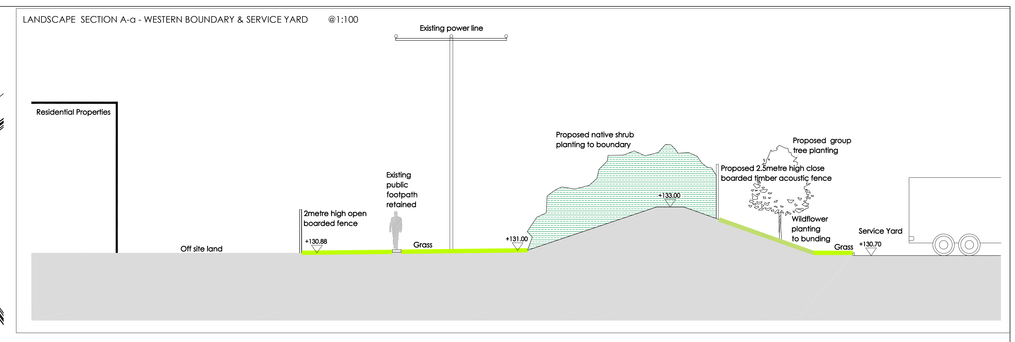

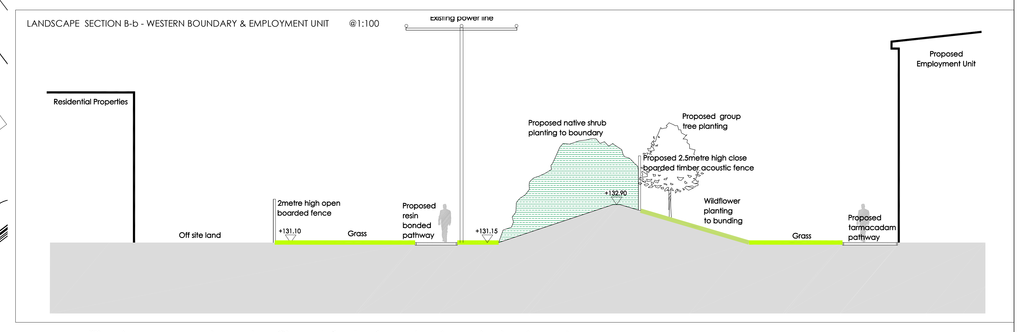

Soft Landscape Key:

- **Existing tree to be retained**
- **Proposed ornamental tree** Refer to schedule for species & specification
- **Proposed native tree** Refer to schedule for species & specification
- **Proposed ornamental shrub planting**
- **Proposed native whip planting**
- **Grassed area** Existing grass retained and made good where possible and newly required grass areas to be seeded with British Seed Houses Low Maintenance Mix A22 or similar approved.
- **Proposed wildflower seed mix** British Seed Houses Flowering Meadow Mix WFG2 with added Rhinanthus minor (2%) sown at 4g/m2 AND WF17 sown at 1g/m2. WFG2 mix and WF17 mix to be mixed together prior to application at a rate of 1 kilo WF17 to 4 kilo of WFG2. Refer to specification for sowing and maintenance requirements.
- **Proposed bunding** Max height: 2500mm above existing G.L
- **Section / Elevation Line** Refer to drawing insets on L01 plan or drawing no V11462 L02 for coloured sections & elevations

Hard Landscape Key:

- **Proposed 1.8metre wide pedestrian footpath** Natratex Buff resin bonded surfacing by The Bitchumen Group or similar approved with pin kerb edging to pathway perimeter
- **Proposed 2.5m high close boarded timber acoustic fence** To Engineers details
- **Existing public footpath to be retained**

Plot 9
Site Area
0.37 acres
0.15 hectares

PLANTING SCHEDULE

Ornamental Trees:

Name	Abb.	Form	Girth (cm)	Height (cm)	Clear stem	Root
Betula utilis 'Jaquemontii'	BuJ	Standard (extra heavy)	16-18	425-600	min 200	RB
Prunus avium 'Plena'	PaP	Standard (extra heavy)	16-18	425-600	min 200	RB
Pyrus calleryana 'Chanticleer'	PcC	Standard (extra heavy)	18-20	min 450	min 200	RB
Tilia cordata 'Greenspire'	TcG	Standard (extra heavy)	18-20	425-600	min 200	RB
Quercus robur 'Fastigiata Koster'	QrFK	Feathered Specimen	/	300 - 350	/	RB

Native Trees:

Name	Abb.	Form	Girth (cm)	Height (cm)	Clear stem	Root
Acer campestre	Ac	Standard	6-8	300	/	B
Alnus glutinosa	Ag	Standard	8-10	250 - 300	/	B
Betula pendula	Bp	Standard	10-12	300 - 350	/	RB
Sorbus aucuparia	Sa	Standard (extra heavy)	14-16	425-600	/	RB
Prunus avium	Pa	Standard	12 - 12	300 - 350	/	RB
Quercus robur	Qr	Standard	10-12	300 - 350	/	RB

Ornamental Shrub Mixes

Species	Abb	Mix	Height (cm)	Root	Container	Habit	Breaks	Density
Shrub Mix A:								
Ceanothus thyrsiflorus 'Repens'	CtR	15%	30-40D	C	3L	Bushy	5	5m²
Choisya ternata 'Sundance'	CtS	15%	30-40	C	3L	Bushy	4	5m²
Cornus alba 'Spaethii'	CaS	10%	40-60	C	3L	Branched	4	3m²
Euonymus fortunei 'Emerald & Gold'	EfEG	15%	20-30D	C	3L	Bushy	7	5m²
Photinia x fraseri 'Little Red Robin'	PtLRR	20%	30-40	C	3L	Branched	6	4m²
Prunus laurocerasus 'Otto Luyken'	PIOL	15%	30-40	C	3L	Bushy	3	4m²
Viburnum x davidii	Vd	10%	20-30	C	3L	Bushy	3	5m²

Native Whip Planting:

Species	Abb	Mix	Root condition	Height (cm)	Specification	Density
Acer campestre	Ac	10%	BR	80-100	1+2 Transplant	1/m²
Corylus avellana	Ca	20%	BR	60-80	1+2 Transplant	1/m²
Crataegus monogyna	Cm	30%	BR	60-80	1+2 Transplant	1/m²
Ilex aquifolium	Ia	15%	C (3L)	60-80	Leader & Laterals	1/m²
Prunus spinosa	Ps	15%	BR	60-80	1+2 Transplant	1/m²
Rosa canina	Rc	10%	BR	60-80	1+1 Transplant	1/m²

LANDSCAPE SPECIFICATION

NOTE: All soft landscape works to be carried out in accordance with BS4428:1989.

SUBSOIL
Subsoil should be broken up to relieve compaction and aid drainage prior to topsoiling to the following depths:
- For light and non cohesive subsoils: 300mm
- For stiff clay and cohesive subsoils: 450mm
Immediately before spreading topsoil, remove stones larger than 50mm.

TOPSOIL
To be supplied and spread by the main contractor to the approval of the Landscape contractor, in accordance with BS 3882 :2007. To be a natural sandy loam, of medium texture, with a pH between 5.5 and 7.8, not more than slightly stony and free of pernicious weeds. Subsoil to be well broken up prior to top-soiling to relieve compaction. Topsoil depths should be:
Areas for Ornamental Shrub Planting: minimum 450mm
Areas for grass: minimum 150mm

CULTIVATION
Weeds to be prevented from seeding or becoming established by applying a suitable herbicide and allowing the correct time to elapse, as directed by the manufacturer. Compacted soil to be broken up to a depth of 100mm, with any stones, grass tufts or rubbish larger than 50mm in any direction to be removed, leaving a regular and even surface. Suitable slow release fertiliser to be supplied and spread @ 50g/m2 to all planted areas.

CLIMATIC CONDITIONS
Topsoiling should be carried out in the driest conditions possible I cultivation to be carried out when the soil is moist, friable and not waterlogged or frozen. Topsoil should not be handled during or after heavy rainfall or when it is wetter than the plastic limit as defined by BS 3882. Planting should not take place in waterlogged conditions or when the ground is frozen.

SOIL AMELIORANT
Peat free compost to be spread over ornamental shrub beds @ minimum 50mm depth prior to cultivation.

TREES
All trees within shrub beds to be planted in separate pits in accordance with tree planting details.
Tree pit to be 1000mm depth including minimum 150mm thick drainage layer of well washed gravel with a geotextile layer separating growing medium from drainage layer. Pit bottom to be broken up to minimum depth of 250mm and sides to be scarified.
Trees to be backfilled with topsoil : tree planting compost 1:6 by volume. All plant material to comply with BS 3936 Part 1 :1992, be obtained from a nursery certified by the HTA and transported to site in accordance with the HTA Plant Handling Guide: 1996. All trees to be planted to the original root collar and the following methods should be implemented to secure them: Trees in soft - double staked using 75mm dia. pressure treated timber stakes and cross bar, secured with tree tie and spacer at a height not exceeding 1/3 of the tree height. Trees in hard - Platypus underground guying system or equal approved.

SHRUB PLANTING
All shrubs to be positioned as shown on the drawing and to the density and specification listed in the plant schedule. Planting holes to be 150mm wider than the root spread, have the base ground thoroughly broken up before planting and backfilled with compost.

MIXES: To be arranged in groups of 3,5&7 with no two groups of the same species touching.

WILDFLOWER PLANTING
Wildflower mix to be planted directly into cultivated subsoil in accordance with manufacturers recommendations at rate of 5g/m2 (see key for species mixture).
Preparation: Cultivate subsoil, apply a suitable herbicide and allow the correct time to elapse, as directed by the manufacturer, and seed the bed. No fertiliser, compost or mulch are to be applied to the wildflower bed.
Cutting first season: Time of first cut - if sown in Autumn cut in March/April, if sown in Spring cut in August - October after flowering. Height of first cut - 70mm. If sown in Autumn it should also be cut in September/October after flowering.
Cutting second season: March/April - cut to 40-70mm then September/October - cut to 40mm after flowering.
To be cut twice a year from then on as per above.
***NOTE** - At time of each cut all arisings to be removed from the bed to maintain reduced soil productivity.

SUBSTITUTIONS
Upon submission of evidence that certain materials, including plant materials, are not available at the time of the landscape contract, the Landscape Contractor may be permitted to substitute other materials and plants in exceptional circumstances during the contract with an agreed adjustment of prices.
All substitutions shall be of nearest equivalent species and variety to the original specified but shall be subject to approval by the Landscape Architect before any change is made.

MULCH
75mm depth of 8-35mm ornamental bark mulch to be supplied and spread to all planting areas. Finished mulch level to be installed and maintained at 25mm below any adjacent kerbs or paving surfaces.

MAINTENANCE
All planting areas to be maintained to a high standard for 12 months after practical completion, to ensure the landscape scheme is successful, and discourage decline of the area. The site is to be visited at minimum once per month. Any defects or plant losses occuring in the first 12 months to be replaced at the contractors expense. All planting beds to be re-firmed and kept weed free through hand weeding and application of approved herbicide where appropriate. The specified thickness of mulch is to be maintained. The condition of all trees is to be regularly checked, with ties and stakes adjusted or replaced as necessary. Shrubs to be pruned at appropriate times of year to promote healthy growth and desirable ornamental features. All arisings to be removed. Watering should take place as necessary to ensure establishment and continued success of all planting.

Revisions	Description	Drawn	Check
17-12-14 D	Section reference amended	DW	AS
16-12-14 C	Landscaping updated in line with new site plan. Proposed Employment Ground service yard to Unit 2. Note updated on Section A-a	DW	AS
15-12-14 B	Acoustic fence extended to southern boundary. Existing public footpath around northern boundary shown. Section A-a updated. Elevation line C-C indicated.	DW	AS
12-12-14 A	Mounding raised in width / height and acoustic fence line adjusted higher up the mound, all in accordance with clients comments.	DW	AS

Project Title: Proposed Development Rockingham 1 Dearne Valley Parkway Barnsley

Client: HARWORTH ESTATES

Status: FOR PLANNING

Scale: 1:200 | Drawing Size: A0

Drawn By: DW | Checked By: AS | Date: 12/14

Drawing Title: Landscape Plan - Western Boundary

Job-Dwg No: V11462 L01 | Rev: D

vector design concepts
LANDSCAPE DESIGNERS
4 ST JOHNS NORTH, WAKEFIELD, WF1 3QA. TEL 01924 330056
web:www.vectordc.com

This drawing is copyright and may not be reproduced in whole or part without written authority. Do not scale off this drawing.