

CDM RESIDUAL RISKS

The work shown on this drawing is both familiar to the designers and routinely safely built in similar circumstances by competent contractors.

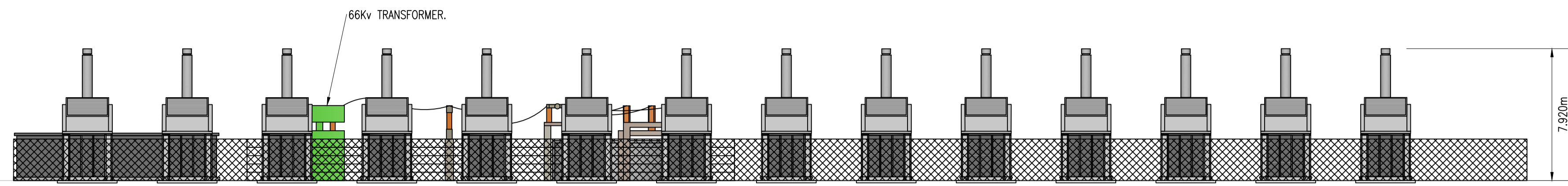
Risks are not considered significant.

Relevant data is included in the Pre-Construction Information Pack

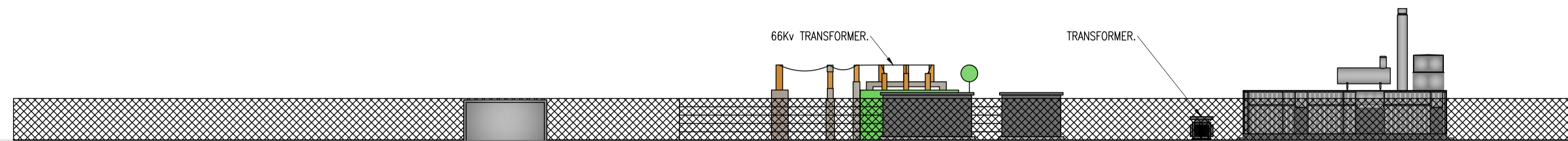
Signed: .. Date:

DO NOT SCALE THIS DRAWING FOR CONSTRUCTION PURPOSES.

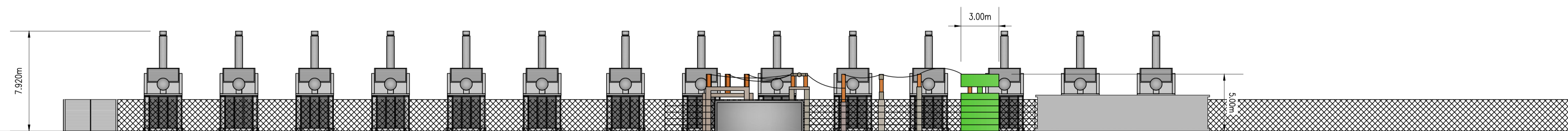
CONTRACTOR TO CHECK ALL DIMENSIONS AND REPORT ALL ERRORS AND OMISSIONS TO THE ENGINEER



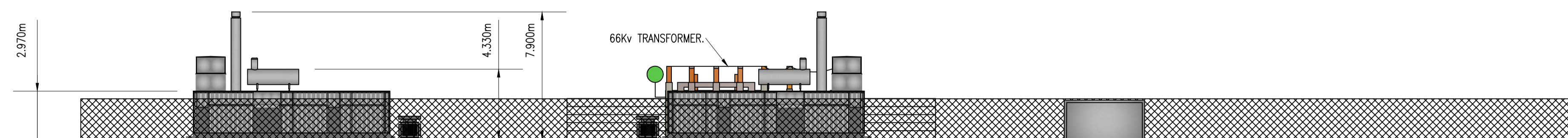
NORTH ELEVATION



EAST ELEVATION



SOUTH ELEVATION



WEST ELEVATION

| | | | | |
|-----|--|----|-----|----------|
| Rev | Detail | By | CHK | Date |
| A | 66kV TRANSFORMER DIMS ADDED AND DNO CONTROL ROOM AMENDED | JH | - | 25.01.18 |

clarkebond
 MULTIDISCIPLINARY ENGINEERING CONSULTANTS
 GF Suite, Bickleigh House,
 Park Five Business Centre,
 Sowton, Exeter EX2 7HU
 tel +44 (0) 1392 369098
 fax +44 (0) 1392 369100
 e-mail exeter@clarkebond.com
 web www.clarkebond.com
 Bristol Exeter London

reliance energy

Project
LAND AT WHALEY ROAD, BARUGH

Drawing Title
PROPOSED SITE ONE ELEVATIONS

Drawing Status
FOR COMMENT

| | | |
|-------------------|------------|-------------|
| Project No. | Discipline | Drawing No. |
| WE04284.80 | C | SK22 |
| Scale | Date | Revision |
| 1:500 | JAN '18 | A |
| Drawn | Checked | Sheet Size |
| TM | JH | A1 |

D:\MG_NED_N\CLARKE BOND UK LTD - PROJECTS\WHALEY ROAD - RELIANCE ENERGY STORES\DRAWINGS\CURRENT\WHALEY ROAD\WHALEY ROAD - SK18 TO SK24 - PROPOSED REFINED SUBSTATION LAYOUT

© This drawing may not be copied without prior written permission