01 Site Plan

1:100

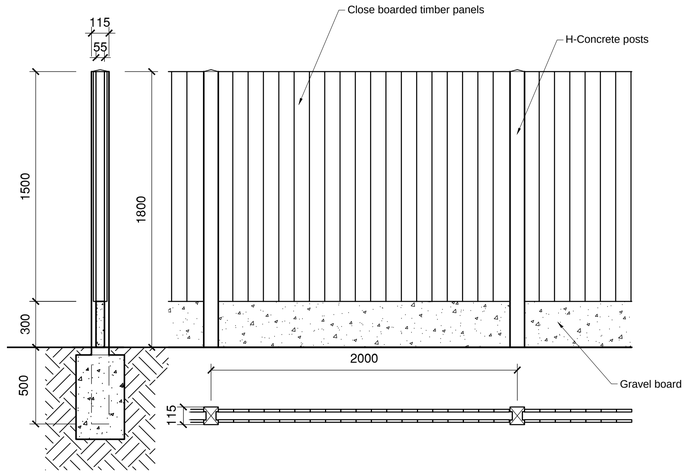

CONCRETE "H" POSTS WITH CONCRETE GRAVEL BOARD WITH CLOSE BOARDED TIMBER

02 Site boundary fence detail

1:20

1200mm wide gate to be constructed from: 100mm x38mm s.w. rails & brace with 100mm x 19mm s.w. pales, curve to gate as shown. gate posts to be 100mm x100mm chamfered to top. all to be finished with 2coats of sadolin focus fencing wood stain all gates to include 2 no. tee hinges, galvanised,375mm,1 no. automatic gate latch, galvanised 84mm x 19mm ref.aw16. all nails & screws to be sheridised.

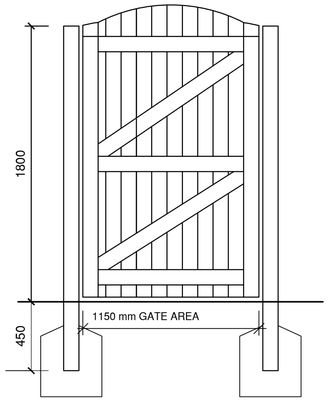

03 Site gate detail

1:20

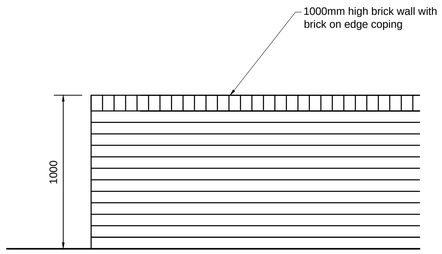

1000mm HIGH RED BRICK WALL TO DOLES CRESCENT BOUNDARY WALL

WALL SPECIFICATION
Brickwork - 215mm thick facing brick wall
Facing brickwork 65mm laid stretcher bond.

All brickwork to be bucket handle pointed in Tilcon grey mortar.

04 Site boundary wall detail

1:20

KEY PLAN

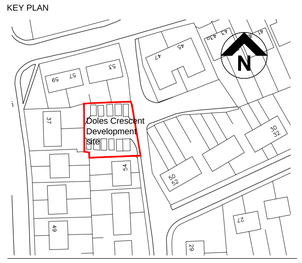

Notes:

FIRST ISSUE						
P1	PH	24.10.17	BST	25.10.17		
COMMENT						
REV	DRAWN	DATE	CHECKED	DATE	APPROVED	DATE

THIS DRAWING IS PRODUCED FOR USE IN THIS PROJECT ONLY AND MAY NOT BE USED FOR ANY OTHER PURPOSE. NPS PROPERTY CONSULTANTS LTD ACCEPT NO LIABILITY FOR THE USE OF THIS DRAWING OTHER THAN THE PURPOSE FOR WHICH IT WAS INTENDED IN CONNECTION WITH THIS PROJECT AS RECORDED IN THE 'PURPOSE FOR ISSUE' AND 'FILE STATUS CODE'.

THIS DRAWING MAY NOT BE REPRODUCED IN ANY FORM WITHOUT PRIOR WRITTEN AGREEMENT OF NPS PROPERTY CONSULTANTS LTD.

© CROWN COPYRIGHT AND DATABASE RIGHTS 2017 ORDNANCE SURVEY LICENCE NUMBER 100022264

RESPONSIBILITY IS NOT ACCEPTED FOR OTHERS SCALING DIRECTLY FROM THIS DRAWING. DO NOT SCALE FROM THIS DRAWING, USE WRITTEN DIMENSIONS ONLY.

0m 0.5 1.0 1.5 3.0m

1:50

ORIGINAL SHEET SIZE A1

CLIENT
Berneslai Homes

TITLE
Doles Crescent
Proposed Site Boundary Treatments

PROJECT
Royston Bungalow Development

nps group
NPS Barnsley Ltd
Gateway Plaza, Sackville St, Barnsley, South Yorkshire, S70 2RD,
Tel: 01226 774605; Email: barnsley@nps.co.uk
web:www.nps.co.uk

SCALES	DISCIPLINE	PROJECT NUMBER
1:50	ARCHITECT	17-1-1283
DRAWING NUMBER		REV CODE
NPS-DR-A-(00)-113		P1
STATUS CODE	PURPOSE OF ISSUE	DRAWN BY
S2	PLANNING APPROVAL	PHepp

File Path: G:\Working Documentation - Projects\Design Folder\2017_Projects\07-17-17-1-1283 Meadstead, Manor Grove & West End Ave\2.02_Drawings\1.0_Architects\04_Sheet\1711283-NPS-XX-00-DR-A-113-ProposedBoundaryTreatmentDolesCrescent-S2-P1.dwg, Saved: 24 October 2017 17:34:41, By: Taylor , Ben

Date Plotted: 25 October 2017 11:45:14

© COPYRIGHT NPS GROUP 2017