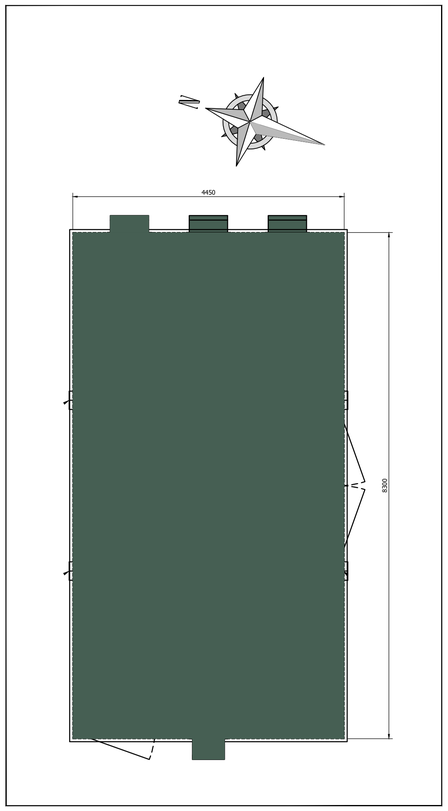

MCC KIOSK PLAN VIEW
1 : 50

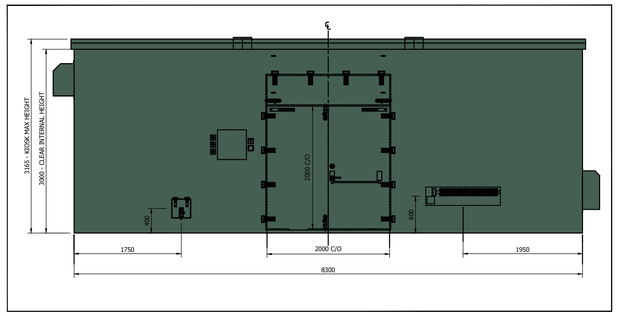

EXTERNAL VIEW WALL 1
1 : 50

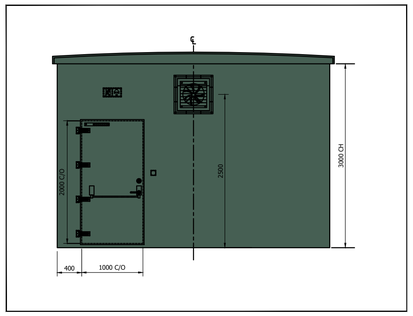

EXTERNAL VIEW WALL 2
1 : 50

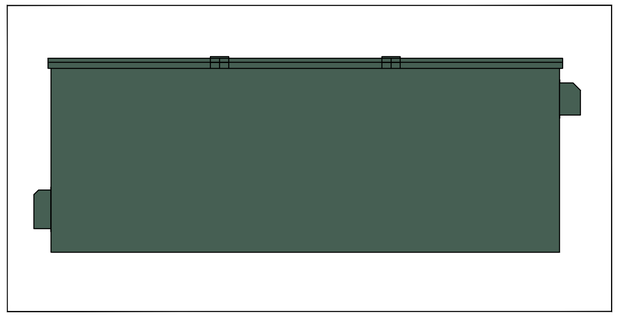

EXTERNAL VIEW WALL 3
1 : 50

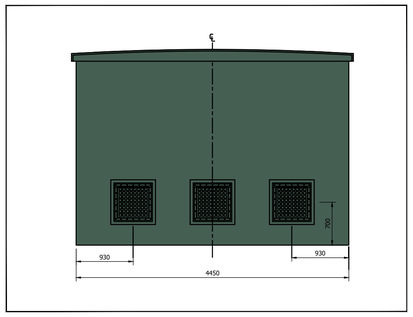

EXTERNAL VIEW WALL 4
1 : 50

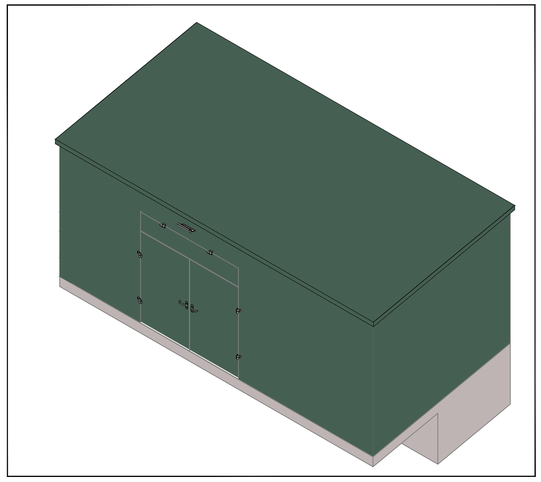

ISOMETRIC VIEW 01
1 : 50

DISCLAIMERS & NOTES:

1. DELETED
2. ALL DIMENSIONS IN MILLIMETERS UNLESS STATED OTHERWISE.
3. ALL LEVEL IN METERS RELATIVE TO ORDANCE DATUM.
4. ALL DRAWPITS 750x750mm UNLESS OTHERWISE STATED.
5. ALL DUCT 150Ø UNLLESS OTHERWISE STATED.
6. VOLUME OF KIOSK:
   SODIUM HYDROXIDE 68.25m^3
7. PROPOSED COLOR OF ALL KIOSK RAL 14 C 39

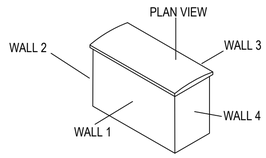

0 1 2 m
SCALE 1:50 (A1)
SCALE 1:100 (A3)

Status Rev.	Description:	Drawn:	Check:	Appr'd:	Output Date:
S5.P04	UPDATED PLANNING APPLICATION BOUNDARY	CM	MP	KF	02/07/2024
S5.P03	FERRIC DOSING KIOSK DIMENSIONS CHANGED	CM	MP	KF	27/06/2024
S5.P02	PLANNING SITE BOUNDARY CHANGED	MS	CM	KF	08/03/2024
S5.P01	FOR DESIGN ACCEPTANCE	MS	CM	KF	04/03/2024

Construction Date: CONSTRUCTION COMPLETE DATE?

Originator / Partner / OEM Ref.: WARD & BURKE

YORKSHIRE WATER ALWAYS CONSIDERS
LIFE SAVING RULES

Client: YorkshireWater
Yorkshire Water Services Ltd
Western House,
Western Way,
Halifax Road,
Bradford,
BD6 2SZ

Framework: COMPLEX MEICA
Work Stream: WINEP
YW Batch ID / Project Code: YW.204664
YW Solution ID: 444717
Site: CHEESEBOTTOM STW
BARNSLEY S35 7AH
OS Grid Reference: SAI00002387
DAZ or DMA References: ----
Drawing Title: CHEESE BOTTOM STW
PROPOSING MCC KIOSK
PLAN VIEW SECTIONS AND ELEVATIONS
Original Design / OEM Reference:
Size: A1
Scale: 1:1250
Status Description: SUITABLE FOR INFORMATION ONLY
Status: S5
Revision: P04
Drawing Number: CHE02 WBK WWT WWT DR Z 0005