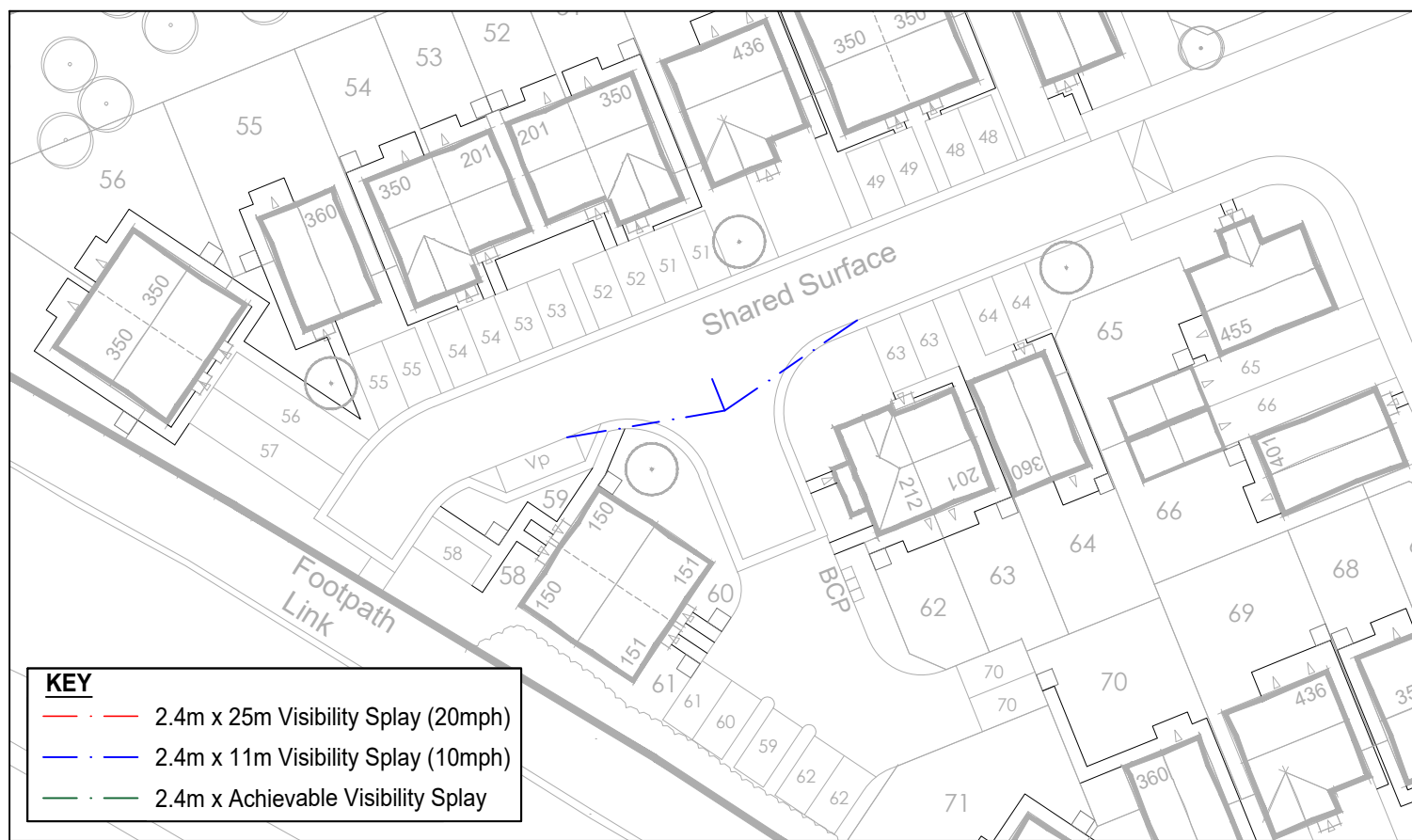
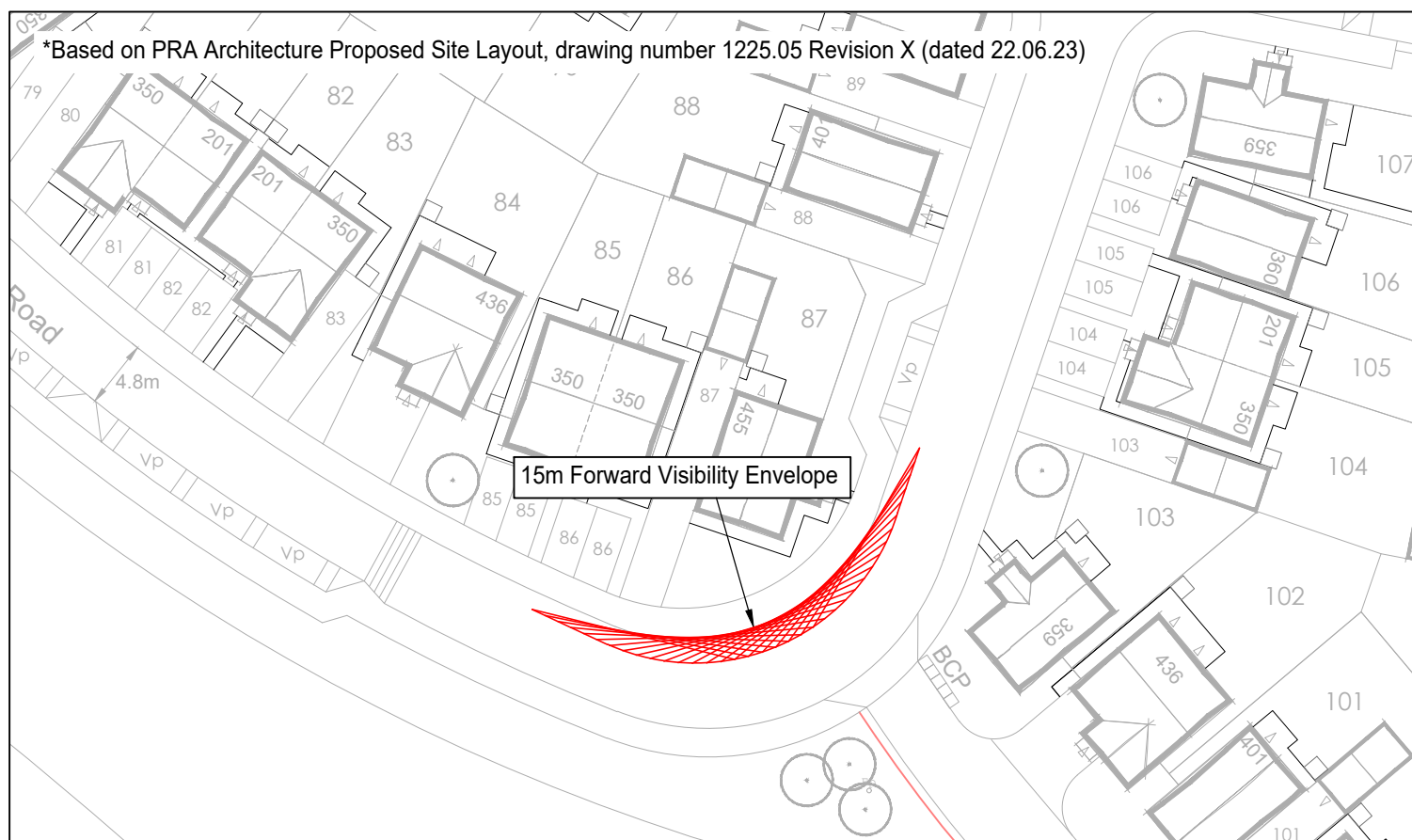
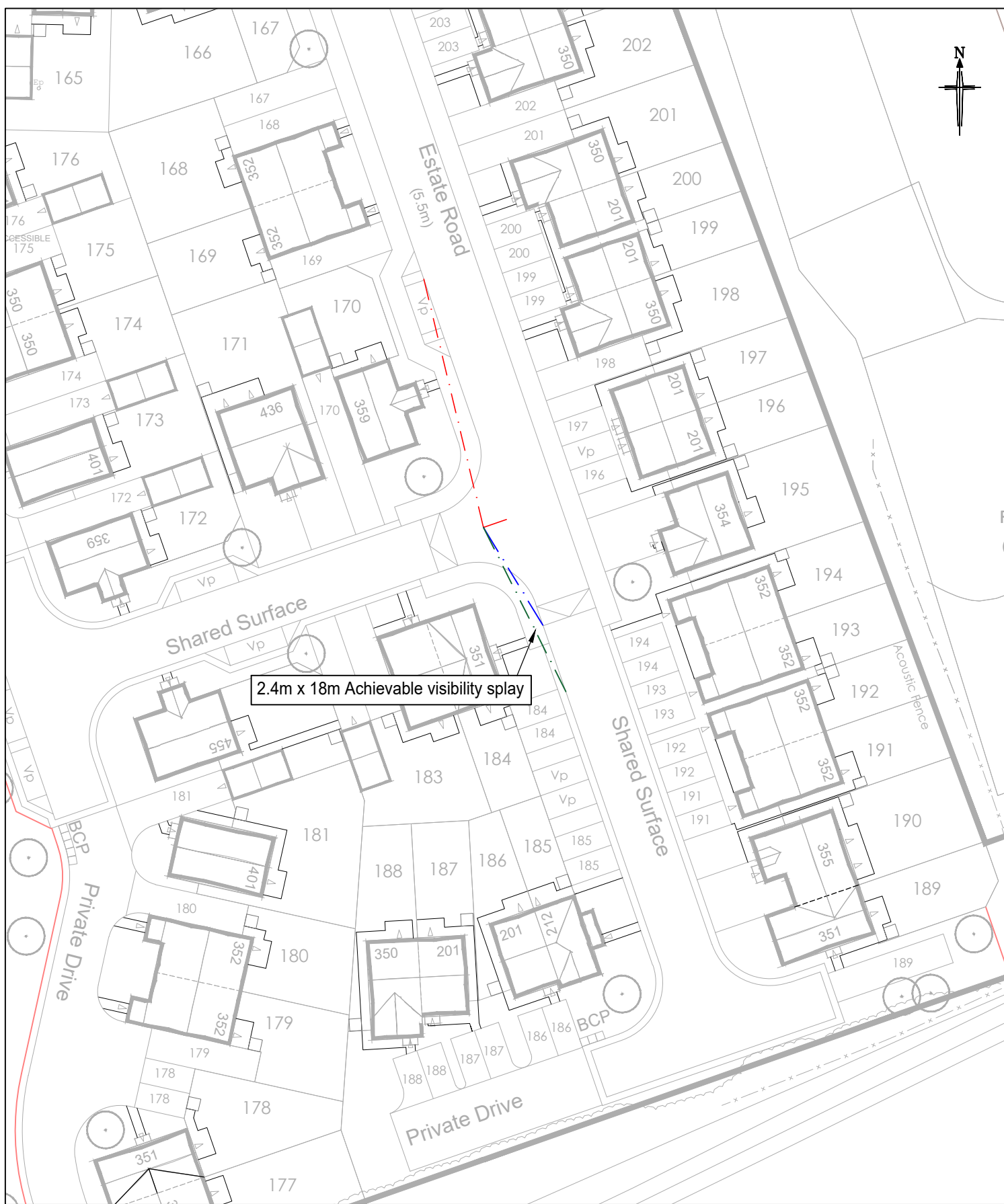


\*Based on PRA Architecture Proposed Site Layout, drawing number 1225.05 Revision X (dated 22.06.23)



KEY	
	2.4m x 25m Visibility Splay (20mph)
	2.4m x 11m Visibility Splay (10mph)
	2.4m x Achievable Visibility Splay



# BRYAN G HALL

CONSULTING CIVIL & TRANSPORTATION PLANNING ENGINEERS

Copyright Reserved Bryan G Hall Ltd.

LEEDS T 0113 246 1555      LONDON T 0203 5532336

Suite E15 | Josephs Well  
Hanover Walk | LEEDS | LS3 1AB  
E [transportleeds@bryanghall.co.uk](mailto:transportleeds@bryanghall.co.uk)

W [www.bryanghall.co.uk](http://www.bryanghall.co.uk)  
T [twitter.com/Bryanghall1](https://twitter.com/Bryanghall1)  
in [Bryan G Hall](https://www.linkedin.com/company/bryanghall)



Bryan G Hall Ltd. Registered in England & Wales Co No. 4104802

This drawing is copyright and shall not be reproduced nor used for any other purpose without the written permission of the Bryan G Hall Ltd. This drawing must be read in conjunction with all other related drawings and documentation.

Bryan G Hall Limited shall not be liable for the use of this or any associated document, for any purpose, by any person other than that for which they were provided.

Do not scale from this drawing, use figured dimensions only. It is the contractors responsibility to check and verify all dimensions on site. Any discrepancies to be reported immediately. IF IN DOUBT ASK.

Bryan G Hall Limited has not checked or verified, and shall therefore not be liable for any inaccuracies which may be attributable to any base plan(s) reports, data or information provided by the client, or purchased by the consultant on the client's behalf, that may have been utilised within this drawing.

TWITTER, TWEET, RETWEET and the Twitter logo are trademarks of Twitter, Inc. or its affiliates. LinkedIn, the LinkedIn logo, the IN logo and InMail are registered trademarks or trademarks of LinkedIn Corporation and its affiliates in the United States and/or other countries.

Title: INTERNAL LAYOUT VISIBILITY SPLAYS (3 OF 3)

Status: FOR INFORMATION

Scale: 1:500  
Size: A3 - 420 x 297

Drawn: AH    Chkd: RD    Appvd: JP

D	22/06/23	Updated Site Layout	RD	MC	MC
C	21/06/23	Updated Site Layout	RD	MC	MC
Rev:	Date:	Amendment:	DRN	CHK	APR
Client:		GLEESON REGENERATION AND HOMES			
Project:		SMITHIES, BARNSELY			
Drawing No:	22/137/TR/006	Revision:	D		
Job No:	22-137	Date:	18/05/2022		