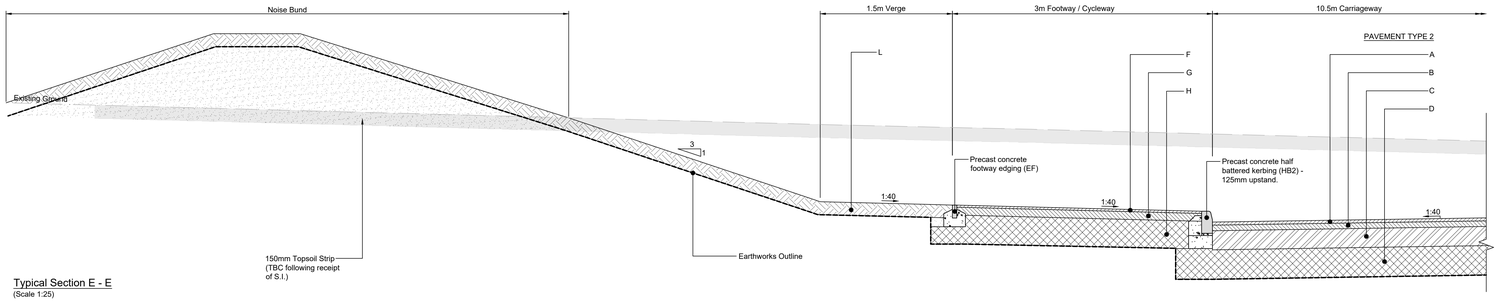

Typical Section E - E
(Scale 1:25)

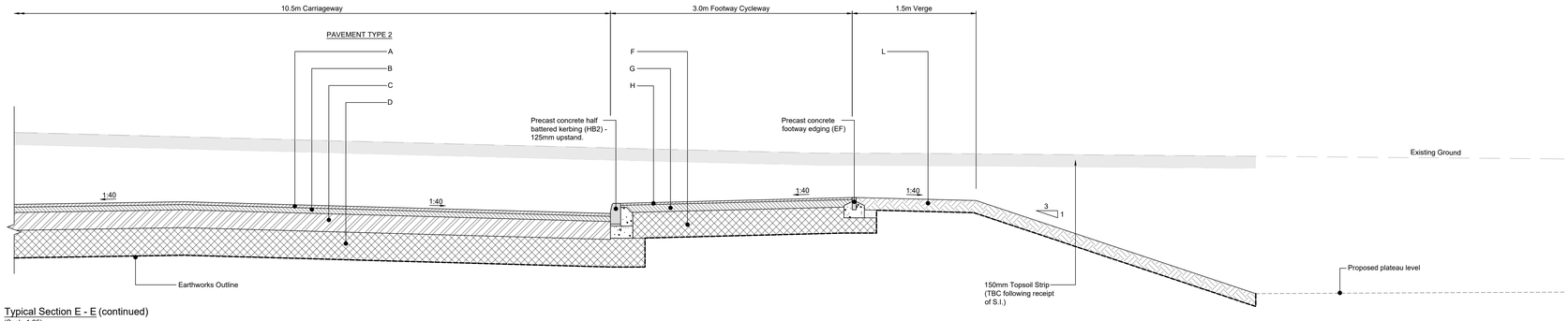

Typical Section E - E (continued)
(Scale 1:25)

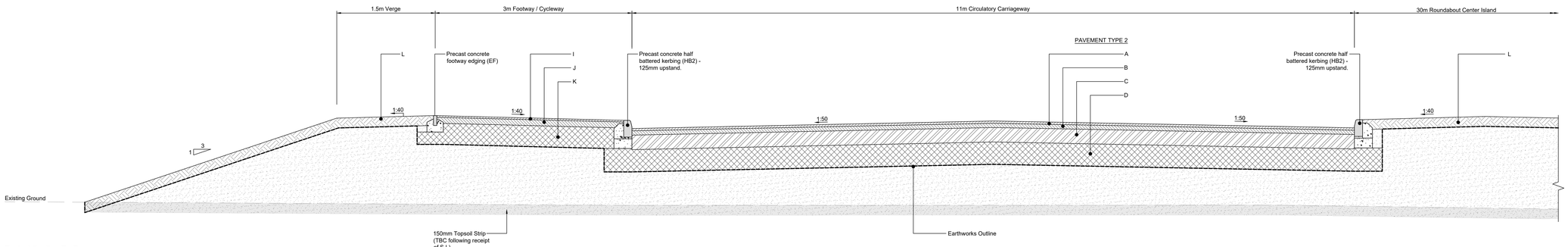

Typical Section F - F
(Scale 1:25)

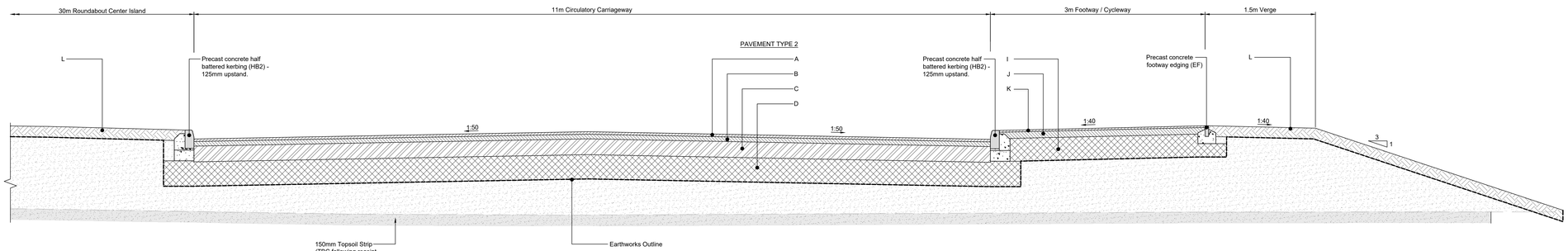

Typical Section F - F (Continued)
(Scale 1:25)

© 2020 RPS Group

Notes

1. This drawing has been prepared in accordance with the scope of RPS's appointment with its client and is subject to the terms and conditions of that appointment. RPS accepts no liability for any use of this document other than by its client and only for the purposes for which it was prepared and provided.
2. If received electronically it is the recipients responsibility to print to correct scale. Only written dimensions should be used.
3. This drawing should be read in conjunction with all other relevant drawings and specifications.
4. For Pavement Type details, please refer to separate report.
5. For Typical Section locations, please refer to drawing HOYLA-RPS-SI-XX-DR-CR-0701 Rev P05, HOYLA-RPS-SI-XX-DR-CR-0702 Rev P05, HOYLA-RPS-SI-XX-DR-CR-0703 Rev P05.
6. Foundation designs illustrated assume sub-grade surface modulus of 50 MPa or greater. Refer to separate report for further information.
7. Requirement for sub-base drainage to be confirmed & agreed with BMBC.
8. For roundabout island detail refer to drawing no HOYLA-RPS-SI-XX-DR-CR-1113 Rev P02.
9. All works to be carried out in accordance with the Specification for Highway Works, the South Yorkshire Residential Design Guide and the requirements of Barnsley Metropolitan Borough Council.

Key

Carriageway Construction comprising;

A 40mm Surface Course
AC10 Thin Surf PSV 65 AAV_{15} to Cl.942

B 70mm Binder Course
AC 20 Dense Bin 100/150 to Cl. 906

C 210mm Base Course
AC32 Dense Base 100/150 to Cl. 906

D 470mm Sub-base
Type 1 Granular Sub-base to Cl. 803

Assumed CBR value of 2.5% to be investigated on site. Sub-base thickness to be reduced accordingly following DMRB CD 225 Pavement Foundations Restricted Design.

Footway / Cycleway construction comprising;

F 25mm Surface Course
AC6 Dense Surf 100/150 to Cl. 909

G 55mm Binder Course
AC20 Dense Bin 100/150 to Cl. 906

H 225mm Sub-base
Type 1 Granular Sub-base to Cl.803

I 25mm Surface Course
AC6 Dense Surf 100/150 to Cl.909

J 100mm Binder Course
AC32 Dense Base 100/150 to Cl. 906

K 320mm Sub-base
Type 1 Granular Sub-base to Cl.803

Verge / Batter construction comprising;

L 150mm thick Topsoil & seed

Acceptable Fill Material.

Rev	Description	By	Ckd	Date
P05	BMBC comments received 26.11.20 incorporated	AB	ANT	01.12.20
P04	BMBC comments received 05.11.20 incorporated	AB	ANT	20.11.20
P03	Geotextile and sub-base drainage removed	AB	ANT	23.10.20
P02	Filter drain added	AB	AE	19.08.20
P01	First Issue	KA	LAM	??.??.??

MAKING COMPLEX EASY

Sherwood House, Sherwood Avenue,
Newark, Nottinghamshire, NG24 1QQ
T: 01636 605 700 E: rpsnewark@rpsgroup.com

Client: newlands developments

Project: Hoyland

Title: Typical Cross Sections (Sheet 2 of 3)

RPS Project Number	Scale @ A0	Date Created
NK020040	1:25	17.07.2020
Task Team Manager	**Information Author**	**Task Information Manager**
SG	KA	LAM

Status: S2

Document Number: HOYLA-RPS-SI-XX-DR-CR-652 Revision: P05

Project Code - Originator - Zone - Level - Type - Role - Drawing Number

rpsgroup.com

500mm SCALE 1:25