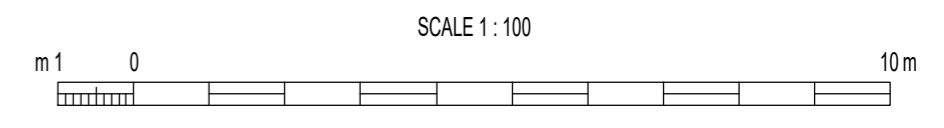


KEY

- BOUNDARY MARKER
- SECURE PERIMETER FENCE**
2.1m HIGH CLOSE BOARDED TIMBER FENCE. BOARDING TO FACE INWARDS INTO SECURE AREA. DOUBLE SIDED WHERE FACING PUBLIC SPACE
- BOUNDARY FENCE**
1.8m HIGH CLOSE BOARDED TIMBER FENCE. BOARDING TO FACE INWARDS. DOUBLE SIDED WHERE FACING PUBLIC SPACE
- TIMBER FENCE**
1.8m HIGH CLOSE BOARDED TIMBER FENCE.
- CONTROLLED ACCESS POINT**
CONTROLLED ACCESS POINT
- ESTATE ROAD/PARKING**
BLACK MACADAM TO ENGINEER'S DETAILS
- FOOTPATHS/ACCESS**
BLACK MACADAM TO ENGINEER'S DETAILS

- INTERNAL PATHS AND PATIOS**
TOBERMORE MAYFAIR SILVER PAVIORS 400x400x40mm
- STEPS**
TOBERMORE MAYFAIR STEP FLAG WITH CONTRASTING NOSING. SILVER 600x400x50mm. MAYFAIR SILVER RISER TO ENGINEER'S DETAIL
- RAMP & ENTRANCE**
TOBERMORE MAYFAIR SILVER PAVIOR 600x400x50mm
- KITCHEN GARDEN**
TOBERMORE MANHATTEN PAVO MIX, MANHATTEN SILVER. MANHATTEN MID GREY & MANHATTEN SILVER TO SUPPLIERS MIX RATIOS. PAVIORS 600x150x80mm. GRAPHITE BAND TO PERIMETER
- SERVICE ENCLOSURES**
BRUSHED CONCRETE WITH PCC EDGINGS
- STANDARD KERB**
PCC KERB 125x255x195. NATURAL
- STANDARD TRANSITION KERB**
PCC TRANSITION KERB 125-255x150x915. NATURAL.
- STANDARD DROPPED KERB**
PCC CENTRE DROPPED KERB 125x150x915. NATURAL.

- EDGING KERB**
PCC EDGING KERB 150x150x915. NATURAL.
- GARDEN SEATING**
3 SEATER TEAK. ARMREST & BACK REST
- RAISED PLANTERS**
VEG TRUG OUTDOOR MEDIUM PLANTER 1830mm (L) FSC CERTIFIED (CEDAR). NATURAL FINISH. WHEELCHAIR ACCESSIBLE
- STAFF SMOKING SHELTER**
TOREGAL SMOKING SHELTER 2200(L)x1650(W)x2400(H). SOLAR LED LAMP. WASTE BIN & ASHTRAY. MODEL-SBL 800 FRAME & ROOF GALVANISED STEEL. 3 SIDES. POLYCARBONATE
- RESIDENTS SMOKING SHELTER**
TOREGAL SMOKING SHELTER 2200(L)x1650(W)x2400(H). SOLAR LED LAMP. EMERGENCY CALL, WASTE BIN & FIXED ASHTRAY. E-CIG CHARGER. MODEL-SBL 800 FRAME & ROOF GALVANISED STEEL. 3 SIDES. POLYCARBONATE
- GARDEN SHED**
DANCOVER LEAN TO SHED-ARROW 2.03(L)x1.24(W)x2.08(H)M. ANTHRACITE GALVANISED STEEL. GROUND FIXED
- PERGOLA**
JACKSONS FENCING 2.1m PERGOLA. 2 No. UNITS. 2.1x1.83m EACH. 25 YR GUARANTEED JACKURED SOFTWOOD. PLANED FINISH. GROUND FIXED INTO GALVANISED SHOES
- HANDRAILS**
STANDARD PEDESTRIAN GUARD RAIL 1100mm HIGH.FRAME 50x30x25mm RHS WITH VISIBLTY GAP. 12mmØ SOLID INFILL BARS MAX 100mm GAP. POWDER COATED BLACK, RAKED TO SUIT STEPS
- GRAVEL INFILL**
GREY PEA SHINGLE
- AIR SOURCE HEAT PUMP**
ENCLOSURE - 1.8m HIGH VERTICAL HIT & MISS FENCE WITH GATE TO MATCH.



NOTES

1. All to architect's and engineer's details.
2. All works to be DDA compliant.

r6 Updated to PERSE-WBA-SI-ZZ-DR-A-PL_400-P1	02/05/2024	AP
r5 Smoking shelter location revised	21/02/2024	AP
r4 Updated to PERSE-WBA-SI-ZZ-DR-A-PL_600-WIP	14/02/2024	AP
r3 Updated to PERSE-WBA-SI-ZZ-DR-A-90_003-P1	20/07/2023	AP
r2 Updated to PERSE-WBA-SI-ZZ-DR-A-90_003	12/07/2023	AP
r1 Issued for comment	19/05/2023	AP

NOTE:
1. Do not scale from this drawing.
2. All setting out, levels and dimensions to be agreed on site.
3. The dimensions of all materials must be checked on site before being laid out.

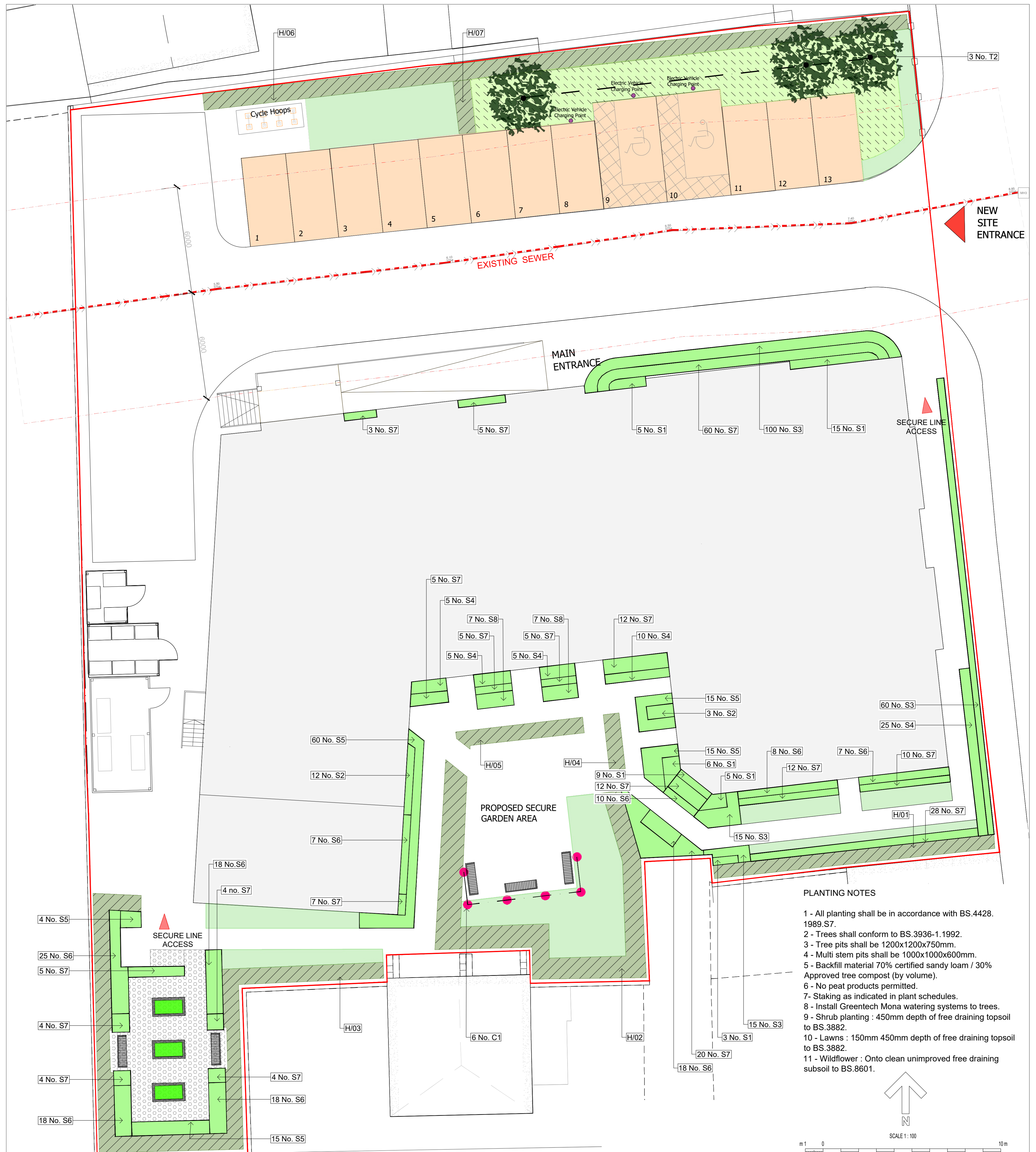
Project: **Perserverance Street Barnsley**

Title: **Hardworks and Boundary Treatments**

AMENITYTREE
ENVIRONMENTAL PLANNING CONSULTANTS
Willow Cottage, School Lane, Burdwarley, CH3 9NX. 01829 770 075

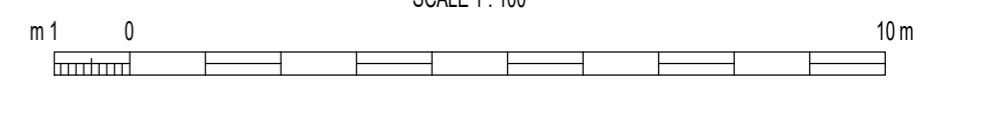
Status: **Comment**

First Issued: **MAY 2023** Drawn: **AP**
Scale: **1:100** Size: **A1**
Drawing No.: **AT.23.1253.100.r6**



PLANTING NOTES

- 1 - All planting shall be in accordance with BS.4428. 1989.S7.
- 2 - Trees shall conform to BS.3936-1.1992.
- 3 - Tree pits shall be 1200x1200x750mm.
- 4 - Multi stem pits shall be 1000x1000x600mm.
- 5 - Backfill material 70% certified sandy loam / 30% Approved tree compost (by volume).
- 6 - No peat products permitted.
- 7 - Staking as indicated in plant schedules.
- 8 - Install Greentech Mona watering systems to trees.
- 9 - Shrub planting : 450mm depth of free draining topsoil to BS.3882.
- 10 - Lawns : 150mm 450mm depth of free draining topsoil to BS.3882.
- 11 - Wildflower : Onto clean unimproved free draining subsoil to BS.8601.



REF	TREE PLANTING	NO	GIRTH cm	%	HEIGHT cm	TYPE	DENSITY per m2	NOTES
1.0 TREE PLANTING								
T1	Prunus americana	4	14-16	NA	325-375	RB	NA	Underground geyed / GreenMax - AirMax & AquaMax Systems to be installed as specified
T2	Prunus chandlicera	3	18-20	NA	325-375	RB	NA	Underground geyed / GreenMax - AirMax & AquaMax Systems to be installed as specified
2.0 SHRUBS / ORNAMENTAL GRASS / GROUND COVER PLANTS								
S1	Cornus alba Autumn Fire	43	NA	NA	45-60	3L	3	
S2	Ceanothus coccineus	15	NA	NA	45-60	3L	3	
S3	Eucryphia foetida Silver Queen	100	NA	NA	25-30	3L	5	
S4	Hebe Red Edge	48	NA	NA	25-30	3L	5	
S5	Lavandula intermedia Phenomenal	109	NA	NA	25-30	3L	5	
S6	Flacryandra terminalis	109	NA	NA	15-20	3L	7	
S7	Stipa tenuissima	156	NA	NA	45-60	3L	3	
S8	Verbena rigida Santos	15	NA	NA	25-30	3L	5	
3.0 HEDGES								
H	Hedge Plants							
	Alnus glutinosa	>	NA	5	100	BR	NA	100cm biodegradable grow tube / stake
	Acer campestre	>	NA	20	100	BR	NA	100cm biodegradable grow tube / stake
	Betula pubescens	>	NA	20	100	BR	NA	100cm biodegradable grow tube / stake
	Carpinus betulus	>	NA	30	100	BR	NA	100cm biodegradable grow tube / stake
	Corylus avellana	>	NA	20	100	BR	NA	100cm biodegradable grow tube / stake
	Ilex aquifolium	>	NA	5	75	2L	NA	50cm biodegradable grow tube / stake
4.0 WILDFLOWER								
All hedges planted in a double staggered row at 45cm ctrs.								
4.1	SHR/GATE 5M Wildflower Mix, for Clayey Soils @ 4gms / m2							
5.0 AMENITY LAWN								
5.1	Rowlawn Medallion Turf, or similar approved.							
6.0 CLIMBERS								
C1	Ceanothus coccineus	6						

NOTES

1. All to architect's and engineer's details.
2. All works to be DDA compliant.

KEY

- TREES - 18-20cm GIRTH
- HEDGE
- SHRUB/ORNAMENTAL GRASSES
- AMENITY LAWNS
- WILDFLOWER
- HERBS: BASIL, CHIVES, LEMON BALM, SAGE, CORIANDER, GARLIC (3 No. 2L PLANTS.) ONLY 2 PLANTERS TO BE PLANTED; THE OTHER IS FOR RESIDENTS.

r6 Updated to PERSE-WBA-SI-ZZ-DR-A-PL_400-P1 02/05/2024 AP
 r5 Smoking shelter location revised. Planting updated 21/02/2024 AP
 r4 Updated to PERSE-WBA-SI-ZZ-DR-A-PL_600-WIP 14/02/2024 AP
 r3 Updated to PERSE-WBA-SI-ZZ-DR-A-90_003-P1 20/07/2023 AP
 r2 Updated to PERSE-WBA-SI-ZZ-DR-A-90_003 12/07/2023 AP
 r1 Issued for comment 19/05/2023 AP

NOTE:
 1. Do not scale from this drawing.
 2. All setting out, levels and dimensions to be agreed on site.
 3. The dimensions of all materials must be checked on site before being laid out.

Project:
Persverance Street Barnsley

Title:
Softworks - Planting Plan

AMENITYTREE
 ENVIRONMENTAL PLANNING CONSULTANTS
 Willow Cottage, School Lane, Burdwarley, CH3 9NX. 01829 770 075

Status:
Comment

First Issued: MAY 2023 Drawn: AP
 Scale: 1:100 Size: A1
 Drawing No.:

AT.23.1253.101.r6