Ordnance Survey, (c) Crown Copyright 2020. All rights reserved. Licence number 100022432

20m 100m

Location Plan 1:1250

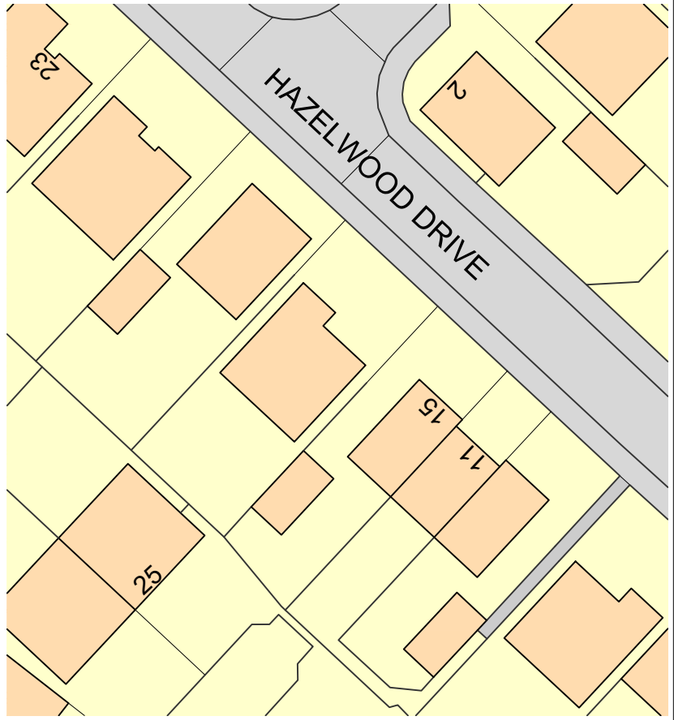

10m 50m

Existing Site Plan 1:500

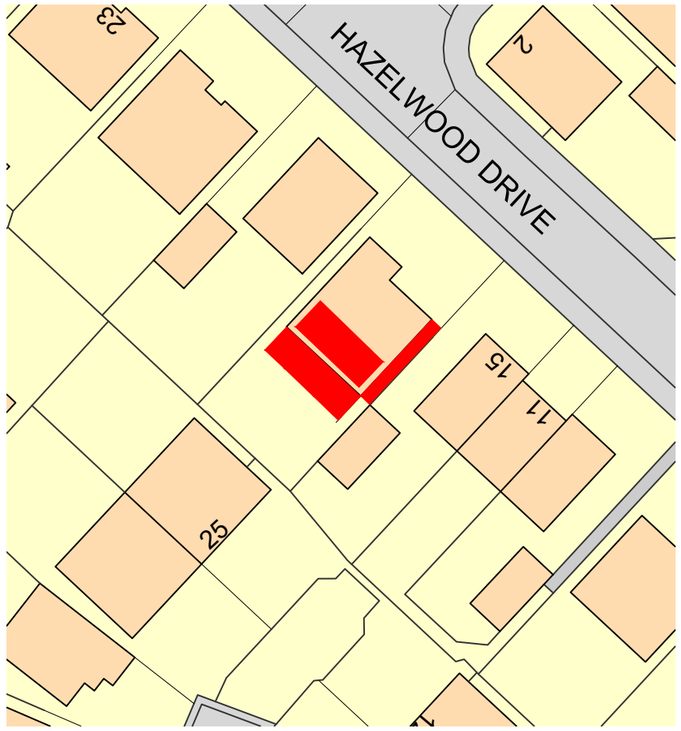

10m 50m

Proposed Site Plan 1:500

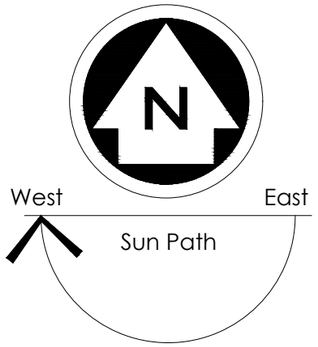

Rev.	Date.	Remarks
A	10-07-20	Plot Boundary Amended

NOTES

ALL DIMENSIONS TO BE CHECKED ON SITE
ALL SUBJECT TO STRUCTURAL ENGINEERS CHECKS AND CALCULATIONS
TO BE READ IN CONJUNCTION WITH CONSTRUCTION SPECIFICATION
DO NOT SCALE FROM THIS DRAWING EXCEPT FOR THE PURPOSES OF LOCAL AUTHORITY PLANNING
IF ANY VARIATIONS ARE MADE TO SPECIFICATION/DRAWINGS WITHOUT DK DESIGNS KNOWLEDGE, DK DESIGNS WILL NOT BE HELD ACCOUNTABLE FOR NON COMPLIANCE OF PLANNING AND BUILDING REGULATIONS

This drawing and all the information shown is the property of DK Designs and shall not be copied whole, or in part, or used for any other purpose without written permission of the Company

DK DESIGNS
FUTURE PROJECTS TODAY
7A Haywood House, Hydra Business Park
Nether Lane
Sheffield
S35 1ZX
TEL OFFICE:- 07591 206852
WEB:- www.DK-Designs.co.uk
EMAIL :- Designs@DK-Designs.co.uk

Client. Michelle Hearne

17 Hazlewood Drive - Barnsley
LOCATION AND SITE PLANS

Scales.	Date.
1:100, 1:50@ A1	June 20

Drawing Number.	Revision.	Drawn by.
2020-036-01	-	DCK/KLU

Ordnance Survey (c) Crown Copyright 2019. All rights reserved.

Front Elevation

0 1 2 3 4 5
Meter's 1:100 @ A1

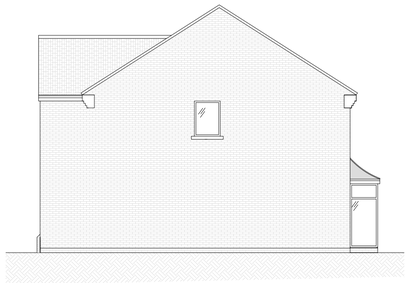

Side Elevation

Rear Elevation

Side Elevation

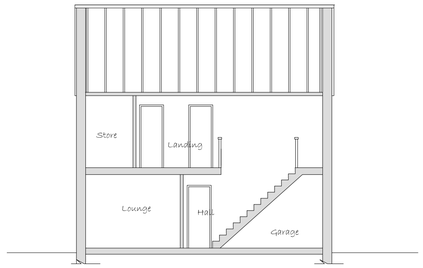

Section A-A

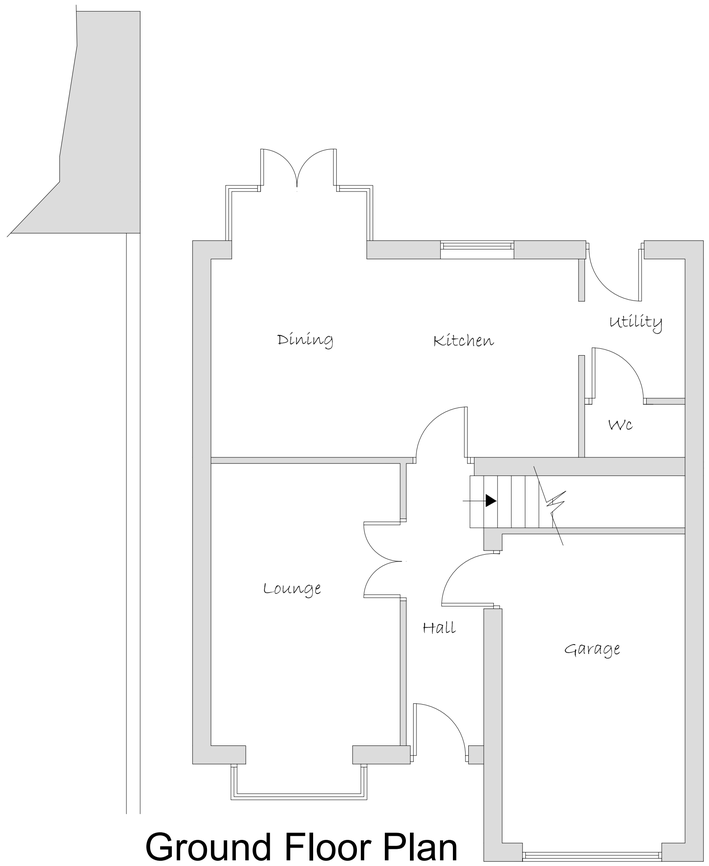

Ground Floor Plan

0 1 2 3 4 5
Meter's 1:50@ A1

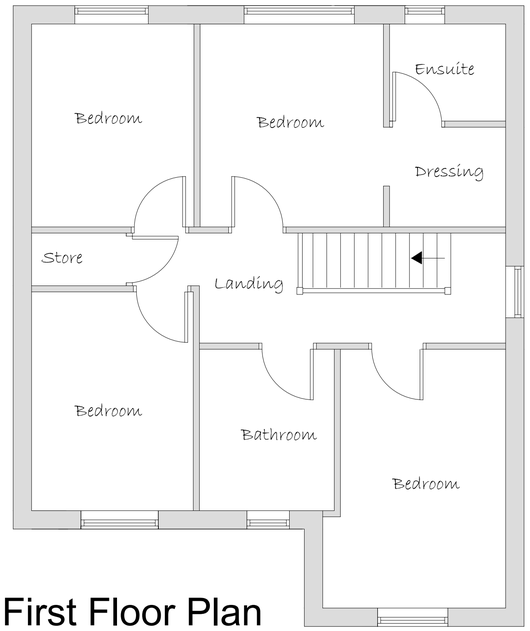

First Floor Plan

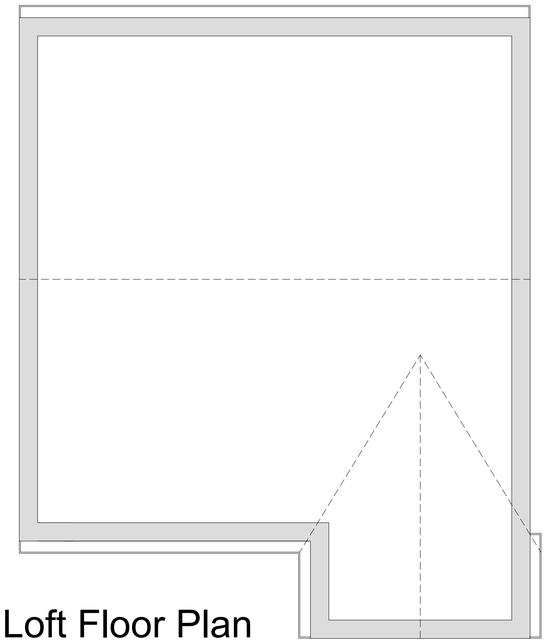

Loft Floor Plan

Rev.	Date.	Remarks
-	-	-

Wall Key

- 100mm External Wall
- 100mm Cavity Wall - Insulation to Specification
- 100mm Internal Wall Blockwork - 22mm Sound Bloc Plaster Board
- 100mm Stud Walls - 15mm Sound Bloc Plaster Board
- Rigid Board - Insulation to Specification
- Insulated Cavity Closer
- Level Rockwool

Materials

- Brickwork
- Roof Tiles
- Render
- Stone/Recon Stone

Electrical and Heating

To clients spec

- Pendant Light
- Spot Light
- External Light
- Switch. (All switches 1200mm above floor)
- Double 13 Amp sockets, 450mm min. above floor.
- Double 13 Amp sockets, 1050mm min. above floor.
- T.V aerial socket.(H.L denotes 1050mm high)
- SD Smoke detector wired permanently to a seperatly fused circuit.
- CD Carbon Monoxide Detector to BS EN 50291:2001
- H Heat Detector
- e.f Mechanical extract fan

NOTES

ALL DIMENSIONS TO BE CHECKED ON SITE

ALL SUBJECT TO STRUCTURAL ENGINEERS CHECKS AND CALCULATIONS

TO BE READ IN CONJUNCTION WITH CONSTRUCTION SPECIFICATION

DO NOT SCALE FROM THIS DRAWING EXCEPT FOR THE PURPOSES OF LOCAL AUTHORITY PLANNING

IF ANY VARIATIONS ARE MADE TO SPECIFICATION/DRAWINGS WITHOUT DK DESIGNS KNOWLEDGE, DK DESIGNS WILL NOT BE HELD ACCOUNTABLE FOR NON COMPLIANCE OF PLANNING AND BUILDING REGULATIONS

This drawing and all the information shown is the property of DK Designs and shall not be copied whole, or in part, or used for any other purpose without written permission of the Company

DK DESIGNS
FUTURE PROJECTS TODAY

7A Haywood House, Hydra Business Park
Nether Lane
Sheffield
S35 1ZX
TEL OFFICE:- 07591 206852
WEB:- www.DK-Designs.co.uk
EMAIL :- Designs@DK-Designs.co.uk

Client.
Michelle Hearne

17 Hazlewood Drive - Barnsley
EXISTING FLOOR PLANS AND ELEVATIONS

Scales.		Date.
1:50 1:100@ A1		June 20
Drawing Number.	Revision.	Drawn by.
2020-036-02	-	DCK/KLU

Front Elevation

0 1 2 3 4 5
Meter's 1:100 @ A1

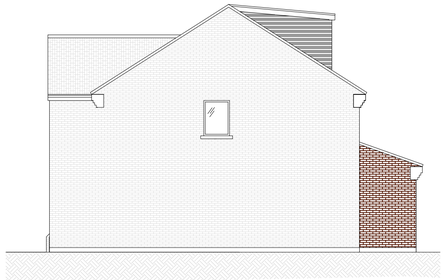

Side Elevation

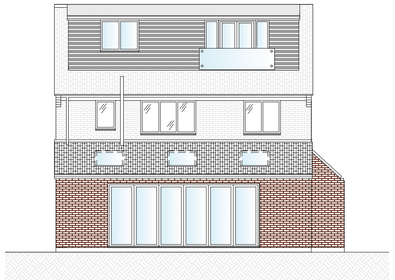

Rear Elevation

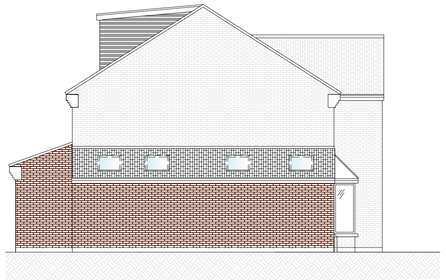

Side Elevation

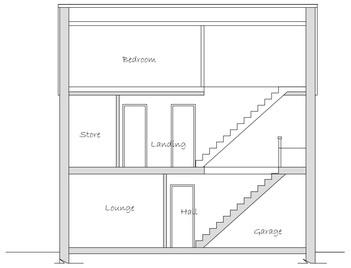

Section A-A

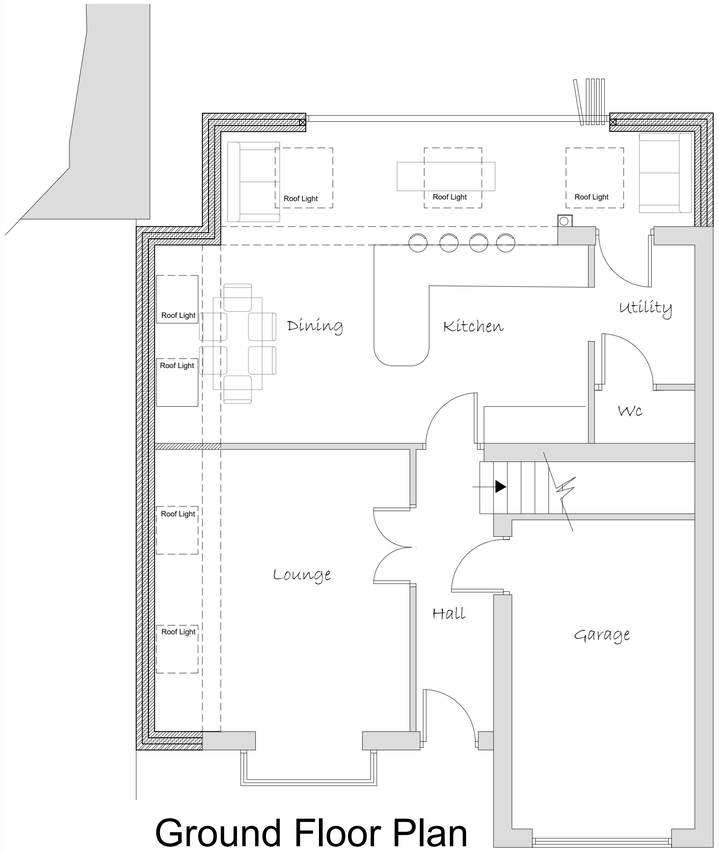

Ground Floor Plan

0 1 2 3 4 5
Meter's 1:50@ A1

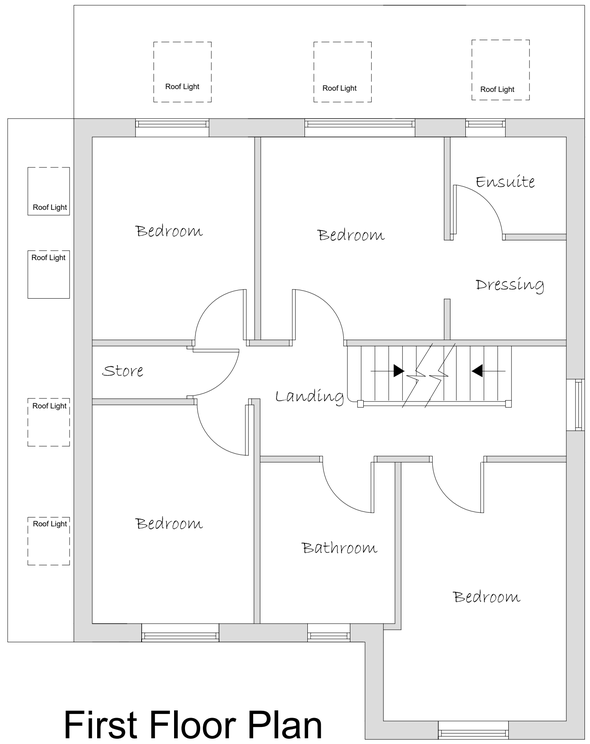

First Floor Plan

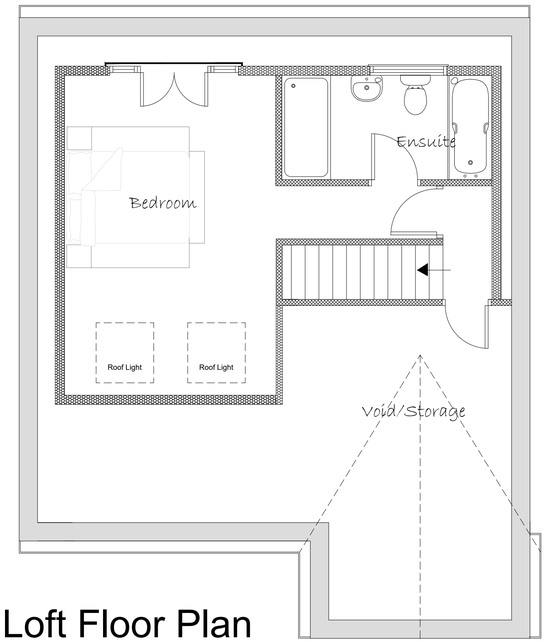

Loft Floor Plan

Rev.	Date.	Remarks
-	-	-

Wall Key

- 100mm External Wall
- 100mm Cavity Wall - Insulation to Specification
- 100mm Internal Wall Blockwork - 22mm Sound Bloc Plaster Board
- 100mm Stud Walls - 15mm Sound Bloc Plaster Board
- Rigid Board - Insulation to Specification
- Insulated Cavity Closer
- Level Rockwool

Materials

- Brickwork
- Roof Tiles
- Render
- Stone/Recon Stone

Electrical and Heating

To clients spec

- Pendant Light
- Spot Light
- External Light
- Switch. (All switches 1200mm above floor)
- Double 13 Amp sockets, 450mm min. above floor.
- Double 13 Amp sockets, 1050mm min. above floor.
- T.V aerial socket.(H.L denotes 1050mm high)
- SD Smoke detector wired permanently to a seperatly fused circuit.
- CD Carbon Monoxide Detector to BS EN 50291:2001
- H Heat Detector
- e.f Mechanical extract fan

NOTES

ALL DIMENSIONS TO BE CHECKED ON SITE

ALL SUBJECT TO STRUCTURAL ENGINEERS CHECKS AND CALCULATIONS

TO BE READ IN CONJUNCTION WITH CONSTRUCTION SPECIFICATION

DO NOT SCALE FROM THIS DRAWING EXCEPT FOR THE PURPOSES OF LOCAL AUTHORITY PLANNING

IF ANY VARIATIONS ARE MADE TO SPECIFICATION/DRAWINGS WITHOUT DK DESIGNS KNOWLEDGE, DK DESIGNS WILL NOT BE HELD ACCOUNTABLE FOR NON COMPLIANCE OF PLANNING AND BUILDING REGULATIONS

This drawing and all the information shown is the property of DK Designs and shall not be copied whole, or in part, or used for any other purpose without written permission of the Company

DK DESIGNS
FUTURE PROJECTS TODAY

7A Haywood House, Hydra Business Park
Nether Lane
Sheffield
S35 1ZX
Tel Office:- 07591 206852
Web:- www.DK-Designs.co.uk
Email :- Designs@DK-Designs.co.uk

Client.
Michelle Hearne

17 Hazlewood Drive - Barnsley
PROPOSED FLOOR PLANS AND ELEVATIONS

Scales.		Date.
1:50 1:100@ A1		June 20
Drawing Number.	Revision.	Drawn by.
2020-036-03	-	DCK/KLU