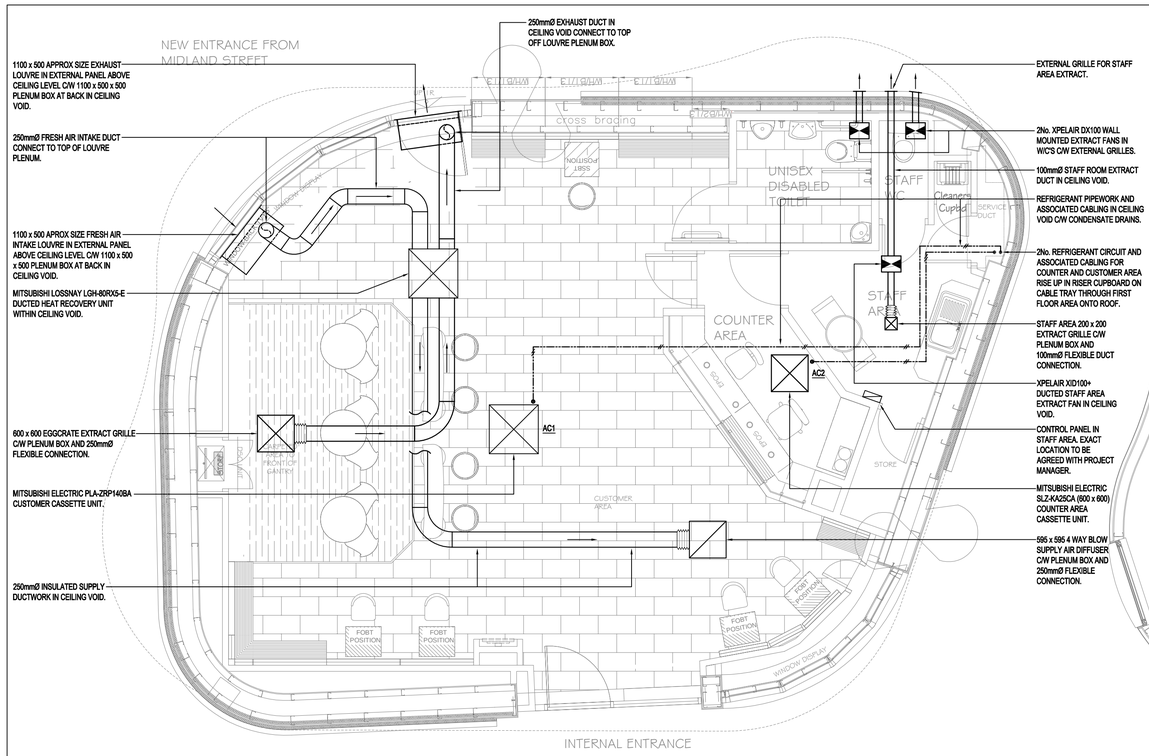

PROPOSED GROUND FLOOR PLAN

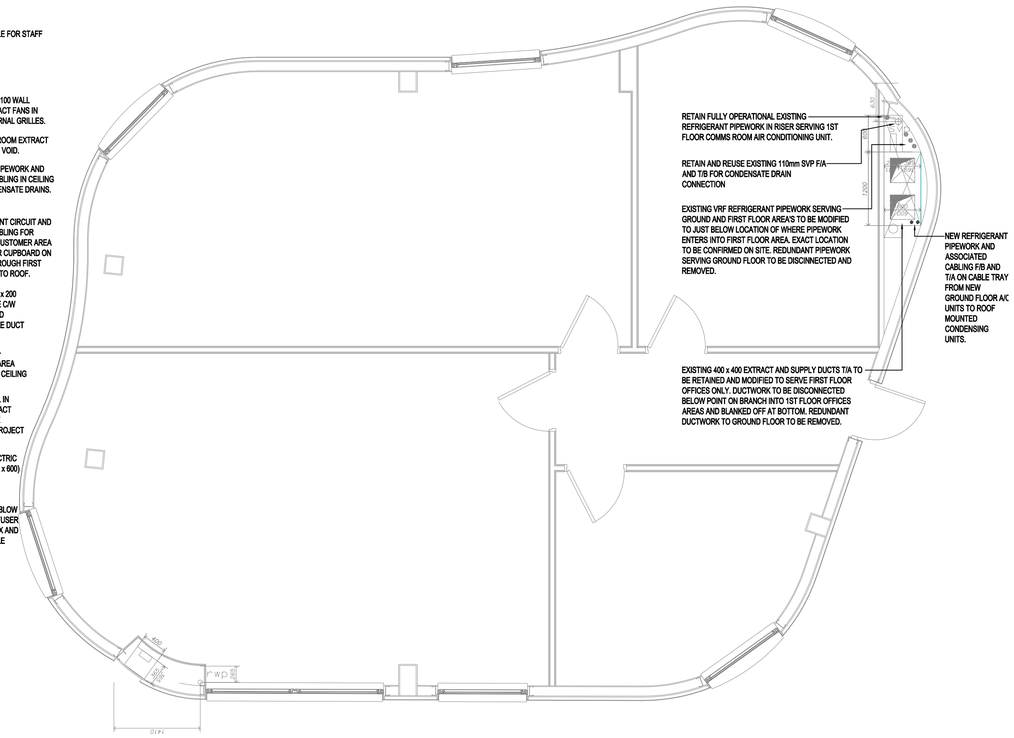

FIRST FLOOR PLAN (OFFICES OCCUPIED BY OTHERS)

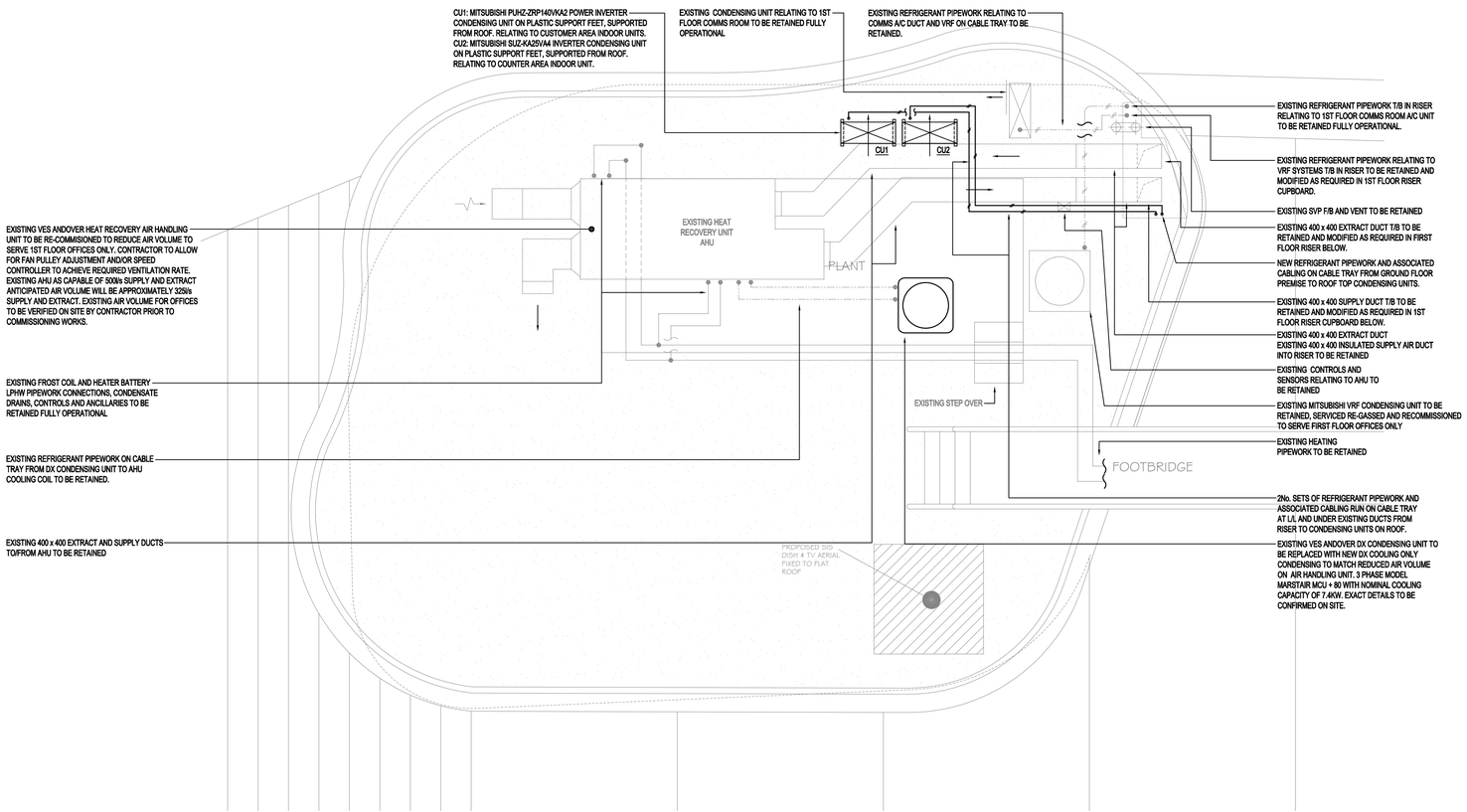

This drawing should be read in conjunction with the specification and shall not be used in lieu of the service contractors working drawings. At construction stage, the service contractors are required to prepare co-ordinated drawings for construction purposes under the terms of the contract.

A1

NB: THIS DRAWING IS INDICATIVE FOR TENDER PURPOSES. ALL ROUTES AND LOCATIONS OF SERVICES TO BE CONFIRMED ON-SITE BEFORE INSTALLATION

LEGEND

DTG — 300 x 300 NON-VISION TYPE DOOR TRANSFER GRILLE TO BE SPECIFIED BY WILLIAM HILL ORGANIZATION.

NB: ALL NEW CASSETTE UNITS, GRILLES, DIFFUSERS AND DUCTWORK ETC TO BE COORDINATED WITH ELECTRICAL EQUIPMENT ON CEILINGS AND IN VOID AND LIGHT FITTINGS.

THE COUNTER A/C UNIT TO BE PROVIDED WITH REMOTE CONTROLLER ON CONTROL PANEL FASCIA. THE CUSTOMER AREA A/C UNITS TO BE PROVIDED WITH REMOTE ON THE CONTROL PANEL FASCIA. ALL CONTROLS TO BE IN ACCORDANCE WITH THE WILLIAM HILL STANDARD SPECIFICATION.

CONDENSATE DRAINS TO DISCHARGE TO WASTE VIA TRAPPED TUNDISH IN STAFF TEA PREP ROOM.

REV	DATE	DESCRIPTION	ALT	DO CHK	ORIG CHK	AI
1	31/05/16	DX CONDENSING UNIT RELATING TO AHU DETAILS UPDATED	GK	JS	MPD	MI

tga CONSULTING ENGINEERS
a sustainable future... engineered.

TGA Consulting Engineers LLP
Building 3, Gateway 1000, Stevenage, Herts. SG1 2FP.
E: info@tgace.co.uk T: 01438 314422

Project
UNIT 11 BARNSLEY INTERCHANGE
BARNSLEY
S70 1SE

Title
MECHANICAL ENGINEERING SERVICES
PROPOSED AIR CONDITIONING
AND VENTILATION LAYOUT
GROUND, FIRST FLOOR AND ROOF

Client
William HILL ORGANIZATION Ltd.

Drawing Number	Revision	Scale	
4900-136-M-200	1	A1	1:50
		A3	NTS
		A4	NTS

Path
J:\4900\4900-136\Drawings\Mech\4900-136

Architects Drawing Reference
-

Drawn	DO Check	Originator	Approved
JS	GK	MPD	MPD

Date APRIL 2016

Status

This drawing is the copyright of TGA Consulting Engineers LLP and must not be reproduced without their permission.
This drawing shall not be scaled for construction purposes.