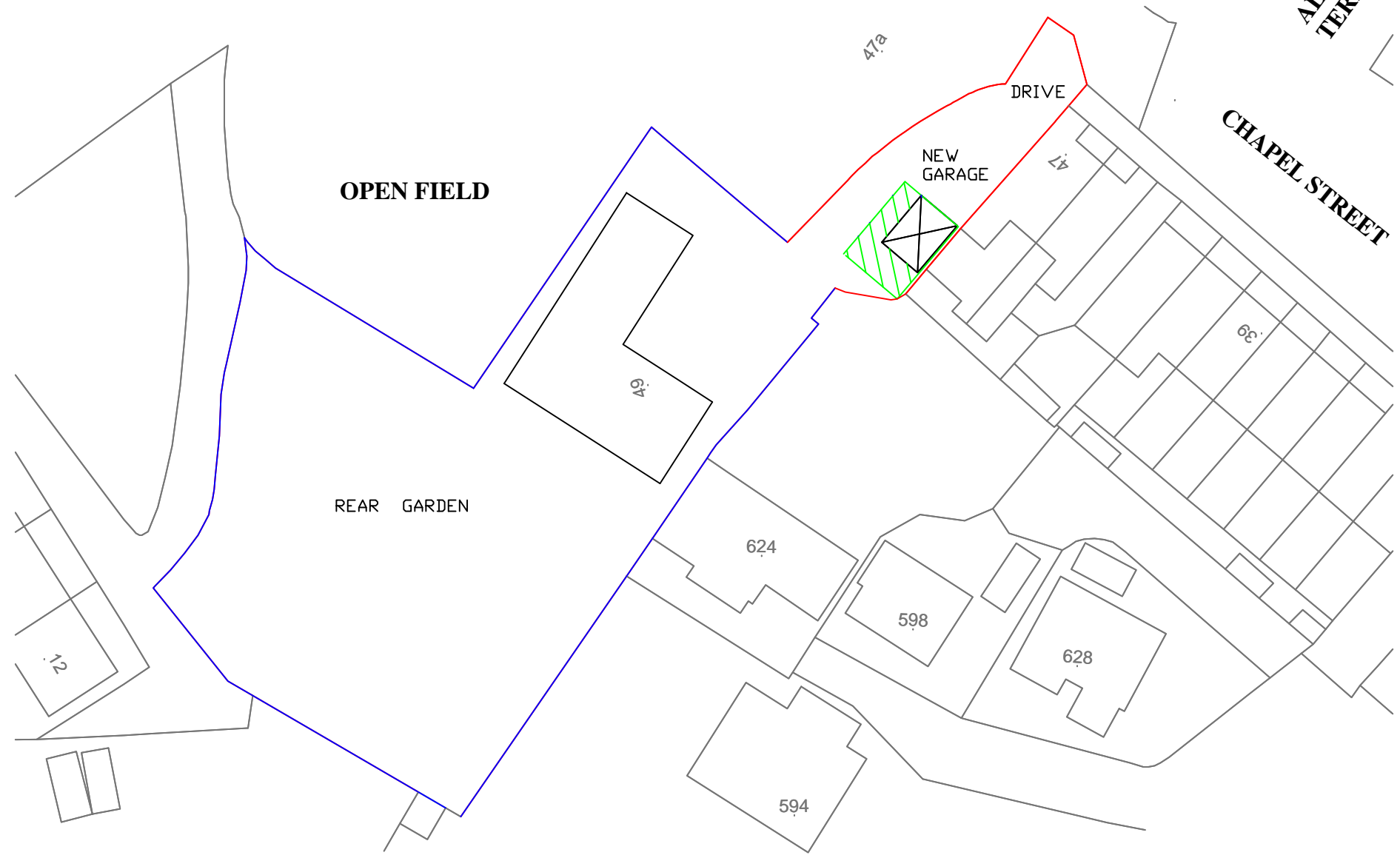


TOWARDS GRANGE LANE



ALEXANDRA TERRACE

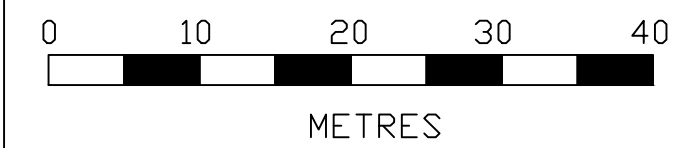
CHapel STREET



TOWARDS DONCASTER ROAD

LEGEND & GENERAL NOTES

-  DENOTES NEW DETACHED REPLACEMENT GARAGE WITH EXTERNAL AREA OF 20.41m²
-  DENOTES PREVIOUS DETACHED GARAGE AS DEMOLISHED WITH EXTERNAL AREA OF 51m²



CLIENT MR & MRS C SHEFFIELD 49 CHAPEL STREET ARDSLEY	TITLE DRAWING SHOWING REPLACEMENT DETACHED GARAGE AND ITS POSITION WITHIN THE SITE	DRAWN AD	SCALE 1:500 @ A3	REV			
			DATE 19/09/2020	DRG No 20/001			

