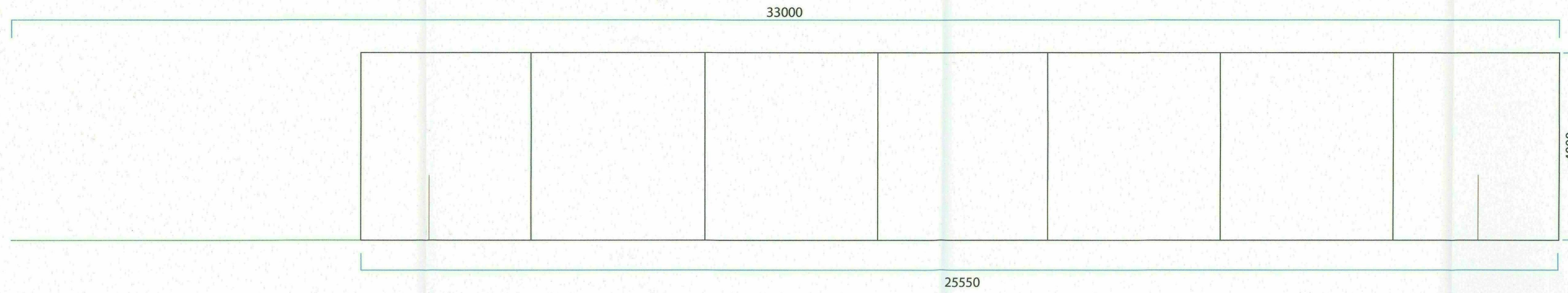



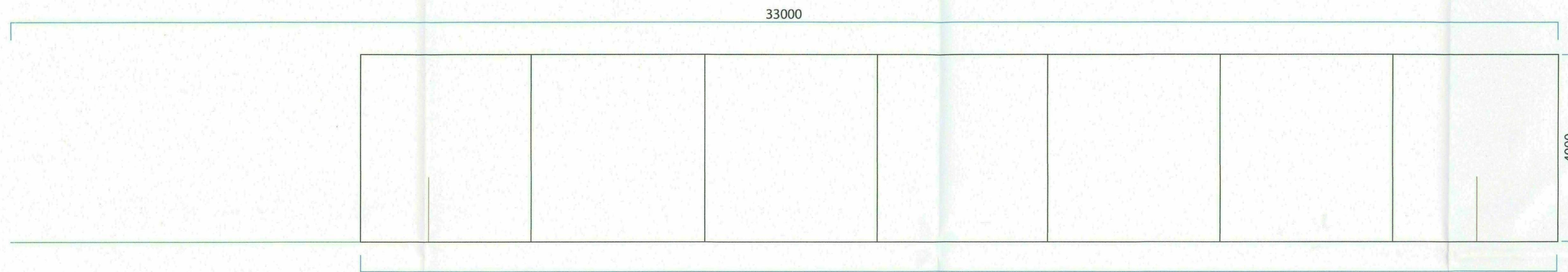
SIDE ELEVATION - A




END ELEVATION - A



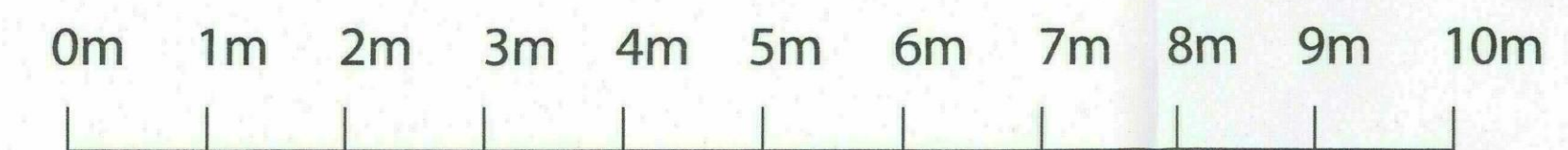
SIDE ELEVATION - B



END ELEVATION - B




- 33m x 3.65m cage
- tp5 Premium grade tufted single tone carpet: 27m x 3.65m
- tp4 Fibre bonded multi-use games carpet run-up / skills area: 6m x 3.65m
- tp3 Batting area pace modifyinh shock pad: 19m x 3.4m
- tp2 Bowling area & run up load absorbing shock pad 14m x 3.65m



Scale 1:50

PLAN VIEW



DARTON CC