PROPOSED AREAS		
GROSS CUSTOMER	67	M2
GROSS COUNTER	7	M2
GROSS STAFF / TEA PREP	7	M2
GROSS STAFF TOILET	1	M2
GROSS CUSTOMER TOILET	4	M2
GROSS MEETING / OFFICE	0	M2

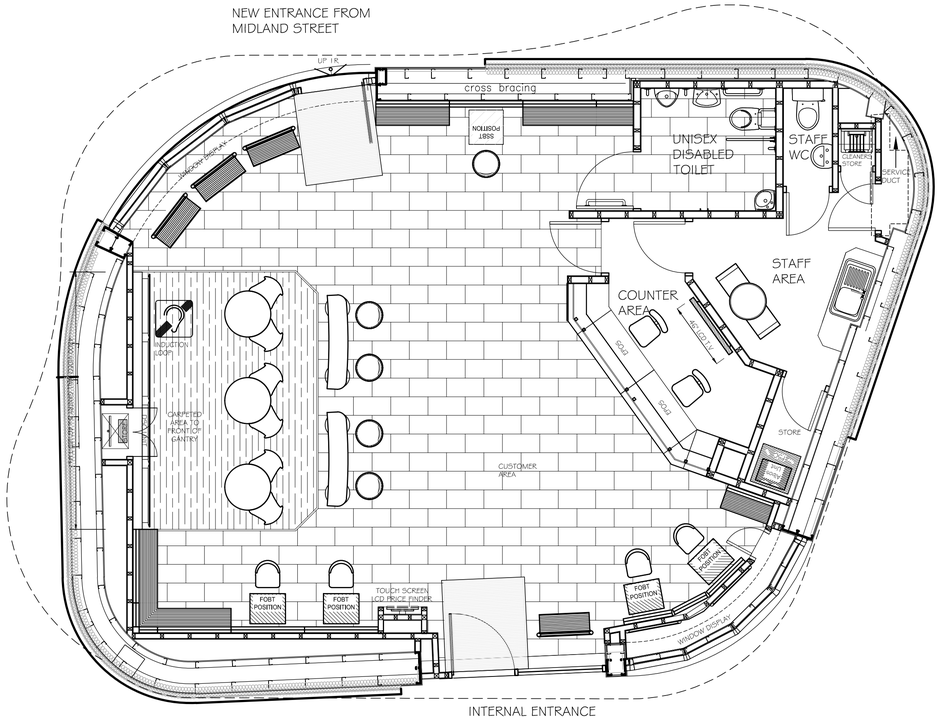

PROPOSED GROUND FLOOR PLAN

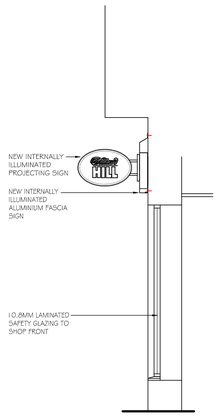

PROPOSED SECTION
(MIDLAND STREET ELEVATION)

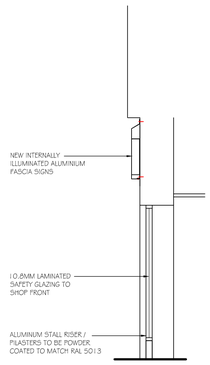

PROPOSED SECTION
(INTERNAL ELEVATION)

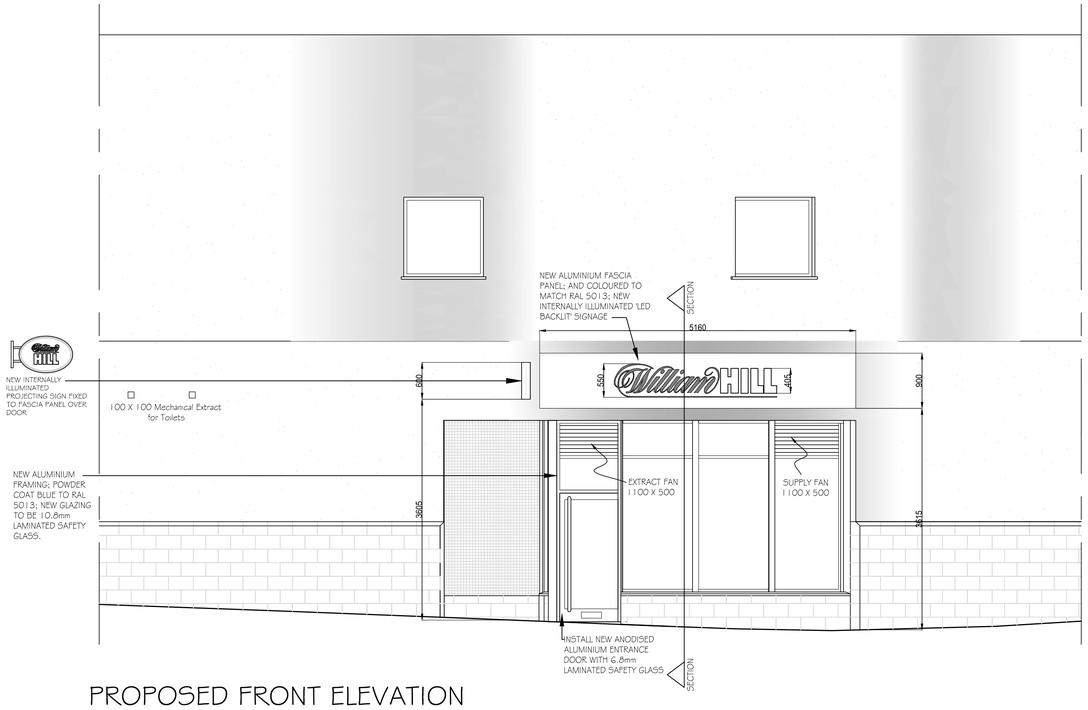

PROPOSED FRONT ELEVATION
(MIDLAND STREET)

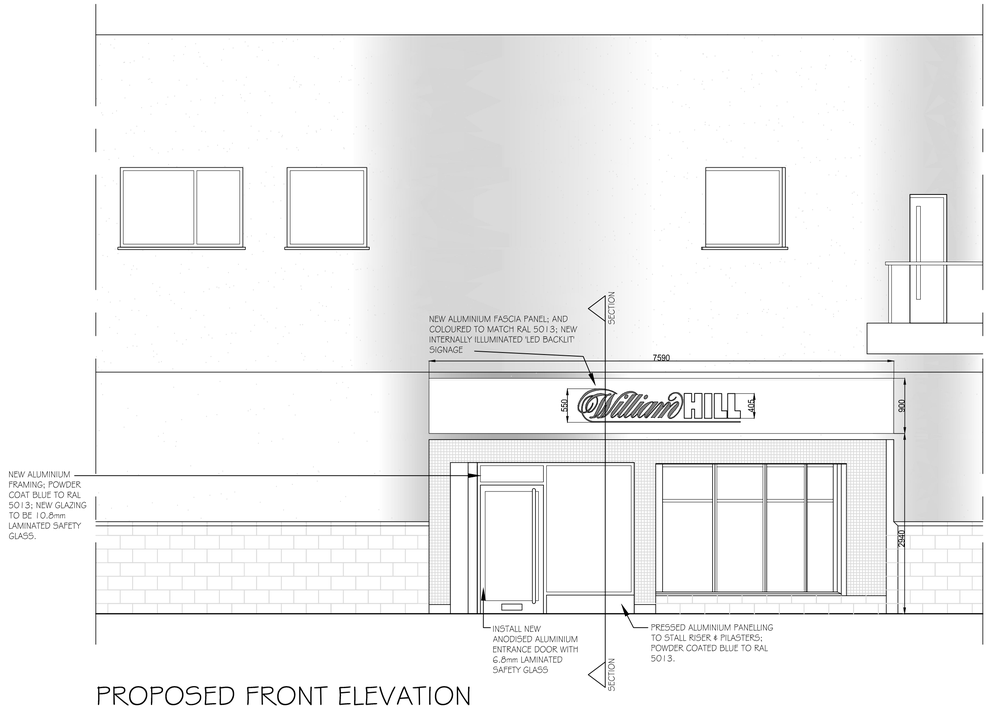

PROPOSED FRONT ELEVATION
(INTERNAL ENTRANCE)

0m 1m 2m 3m 4m 5m
SCALE

IMPORTANT NOTICE

This Drawing remains the copyright of William Hill PLC and shall not be altered or copied in whole or in part without their prior written consent

ASBESTOS:

-- ---- 2014

In view of the age of the property, a hidden presence of asbestos is possible. Prior to commencement of work, an R & D Survey will be carried out in all concealed areas

Before commencement of the works William Hill will instruct a specialist to carry out an R & D asbestos survey, the result of which are to be included within the contractors Health and Safety Plan.

Air Conditioning Condenser Units

Positioning of the A/C Condenser units have been shown as instructed by the PM's and ratified by Development. Positioning must have Landlords approval, and all relevant planning permissions. Access to the units must be provided with guard rails, steel cages, enclosures and any screening provided where necessary

Installation & servicing of any A/C, SIS or Aerial Equipment should be done under strict H&S conditions, paying particular attention to the ACR (CP) 006: 2009 - Practical Methods Of providing Edge Projection For Working On Roof and HSG33 guidlines 'Health & Safety in Roof Work' Work is only to be under taken by a competent person(s) as per the ACR 'Black Book'. Edge protection & anchor points should be installed as required if not already present (present ones should only be used if tested & in date)
Access to flat roofinstalled ac units etc should be done via on site access ladders if available or suitable portable ladders to EN131 or class one industrial 90kg-150kg loadings.

DRAWING REVISIONS

REV.	DESCRIPTION	DATE	TECH
A	VENTS ADDED FOR EXTRACT FROM INTERNAL TOILETS	12-11-15	M.V.E
B	ADDED CROSS SECTIONS THROUGH SHOP FRONTS	14-03-16	R.S
C	EXTRACTION ADDED TO ELEVATIONS AS PER CONTRACTORS DETAILS	25-04-16	M.V.E
D	DRAWING TAKEN TO FINAL	08-06-16	M.V.E

EXISTING		
GROSS UNIT AREA	1130	SQFT
GROSS CUSTOMER AREA		SQFT
NET CUSTOMER AREA		SQFT
NEWSPAPER DISPLAY AREA		LFT

PROPOSED		
GROSS UNIT AREA	1130	SQFT
GROSS CUSTOMER AREA	807	SQFT
NET CUSTOMER AREA	753	SQFT
NEWSPAPER DISPLAY AREA	31	LFT

DO NOT SCALE OFF THIS DRAWING

William HILL
ORGANIZATION LTD

Site.
FORMER TIC UNIT
UNIT 11 BARNSLEY INTERCHANGE
BARNSLEY, S70 1SE KENDRY

Description.
PROPOSED PLAN AND ELEVATIONS
ELEVATIONS

Date. 05-10-2015	Scale. 1:50@A1 & 1:100@A3
Drawn. R. SWARBRICK	PM. J. HARRISON

Drawing Number. FINAL/N/RS/436918/201
Revision. D